


FLOOR PLANS
TOWER A



ADDRESS
RESIDENCES
DUBAI HILLS ESTATE

EMAAR


ADDRESS
RESIDENCES
DUBAI HILLS ESTATE

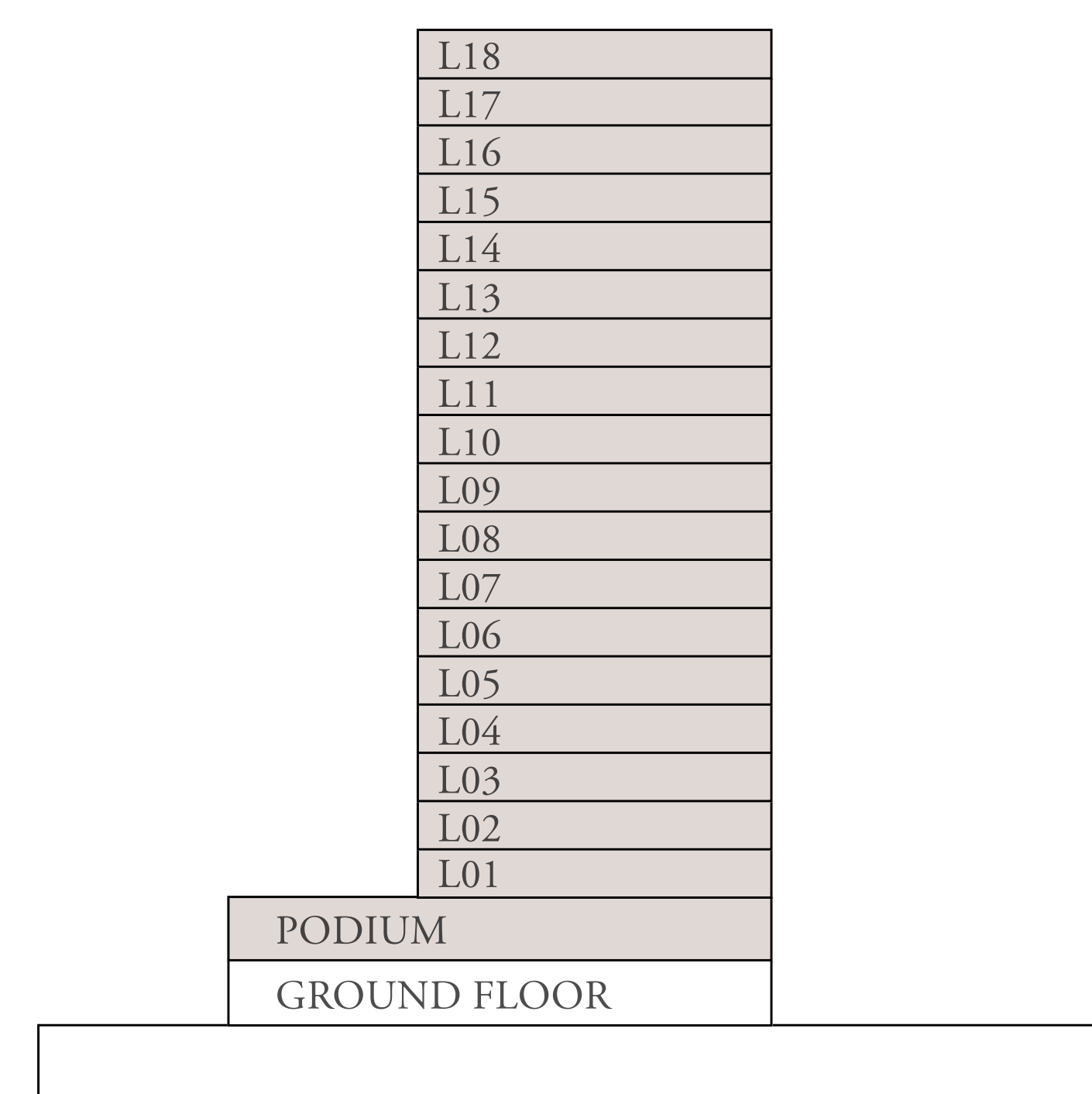
TOWER A

1 BEDROOM A.1

UNITS	PODIUM 1	P02, P03, P05, P06, P07
	LEVEL 1	102, 103, 106, 107, 108
	LEVELS 2 TO 14 LEVEL 15 TO 18	**05, **06, **09, **10, **11 **05, **06
SUITE AREA	683 SQ.FT.	63 SQ.M.
BALCONY AREA	66 SQ.FT.	6 SQ.M.
TOTAL AREA	749 SQ.FT.	69 SQ.M.



KEY SECTION



KEY PLANS



FLOOR PLAN 1. All dimensions are in imperial and metric, and measured from finish to finish excluding construction tolerances. 2. All materials, dimensions, and drawings are approximate only. 3. Information is subject to change without notice, at developer's absolute discretion. 4. Actual area may vary from the stated area. 5. Drawings not to scale. 6. All images used are for illustrative purposes only and do not represent the actual size, features, specifications, fittings, and furnishings. 7. The developer reserves the right to make revisions / alterations, at it's absolute discretion, without any liability whatsoever.



ADDRESS
RESIDENCES
DUBAI HILLS ESTATE

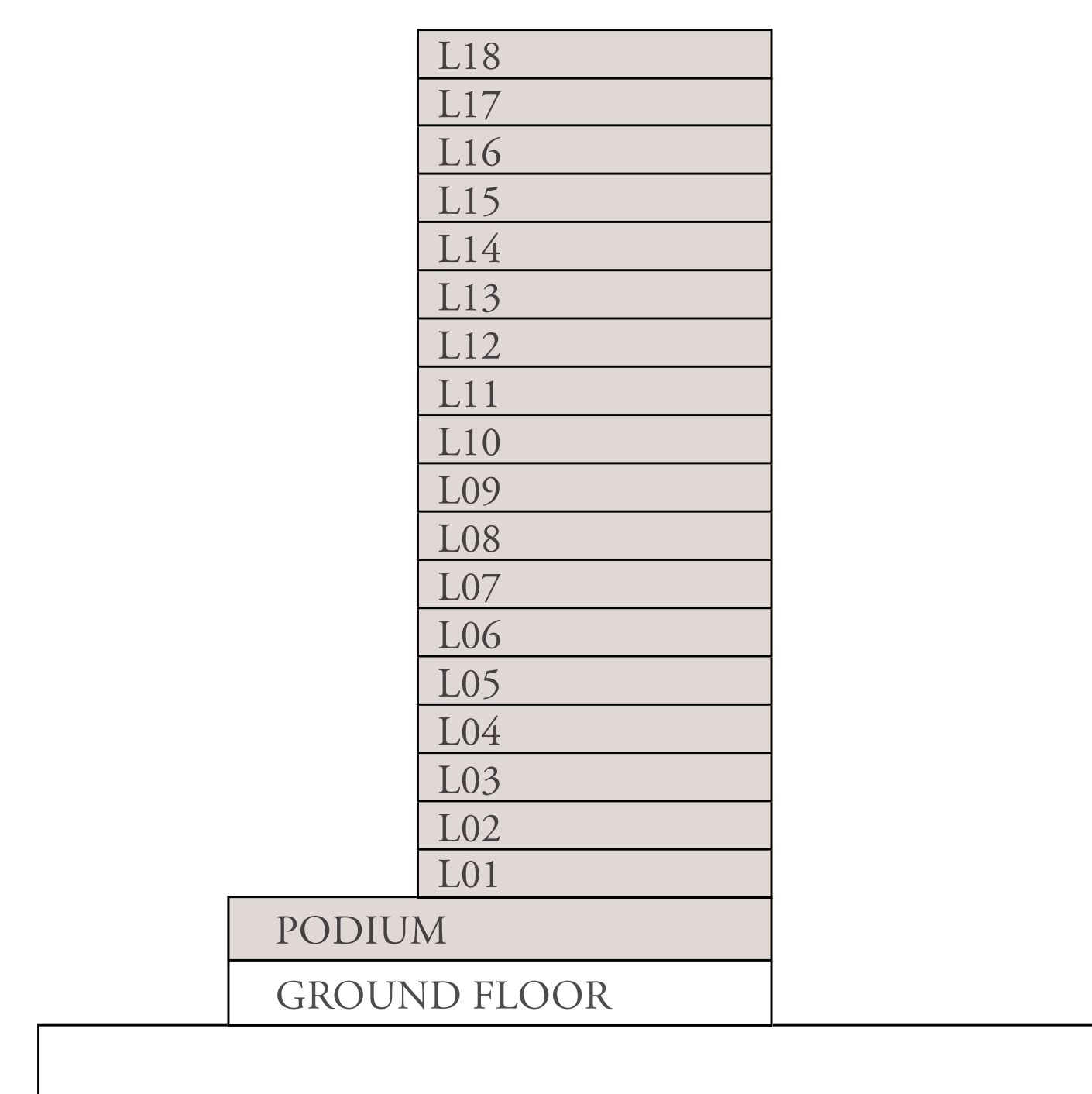
TOWER A

1 BEDROOM A.2

UNITS	PODIUM 1	P04, P08
	LEVEL 1	104, 109
	LEVELS 2 TO 14	**07, **12
	LEVEL 15 TO 18	*07
SUITE AREA	686 SQ.FT.	63 SQ.M.
BALCONY AREA	66 SQ.FT.	6 SQ.M.
TOTAL AREA	752 SQ.FT.	69 SQ.M.



KEY SECTION



KEY PLANS



FLOOR PLAN 1. All dimensions are in imperial and metric, and measured from finish to finish excluding construction tolerances. 2. All materials, dimensions, and drawings are approximate only. 3. Information is subject to change without notice, at developer's absolute discretion. 4. Actual area may vary from the stated area. 5. Drawings not to scale. 6. All images used are for illustrative purposes only and do not represent the actual size, features, specifications, fittings, and furnishings. 7. The developer reserves the right to make revisions / alterations, at it's absolute discretion, without any liability whatsoever.



ADDRESS
RESIDENCES
DUBAI HILLS ESTATE

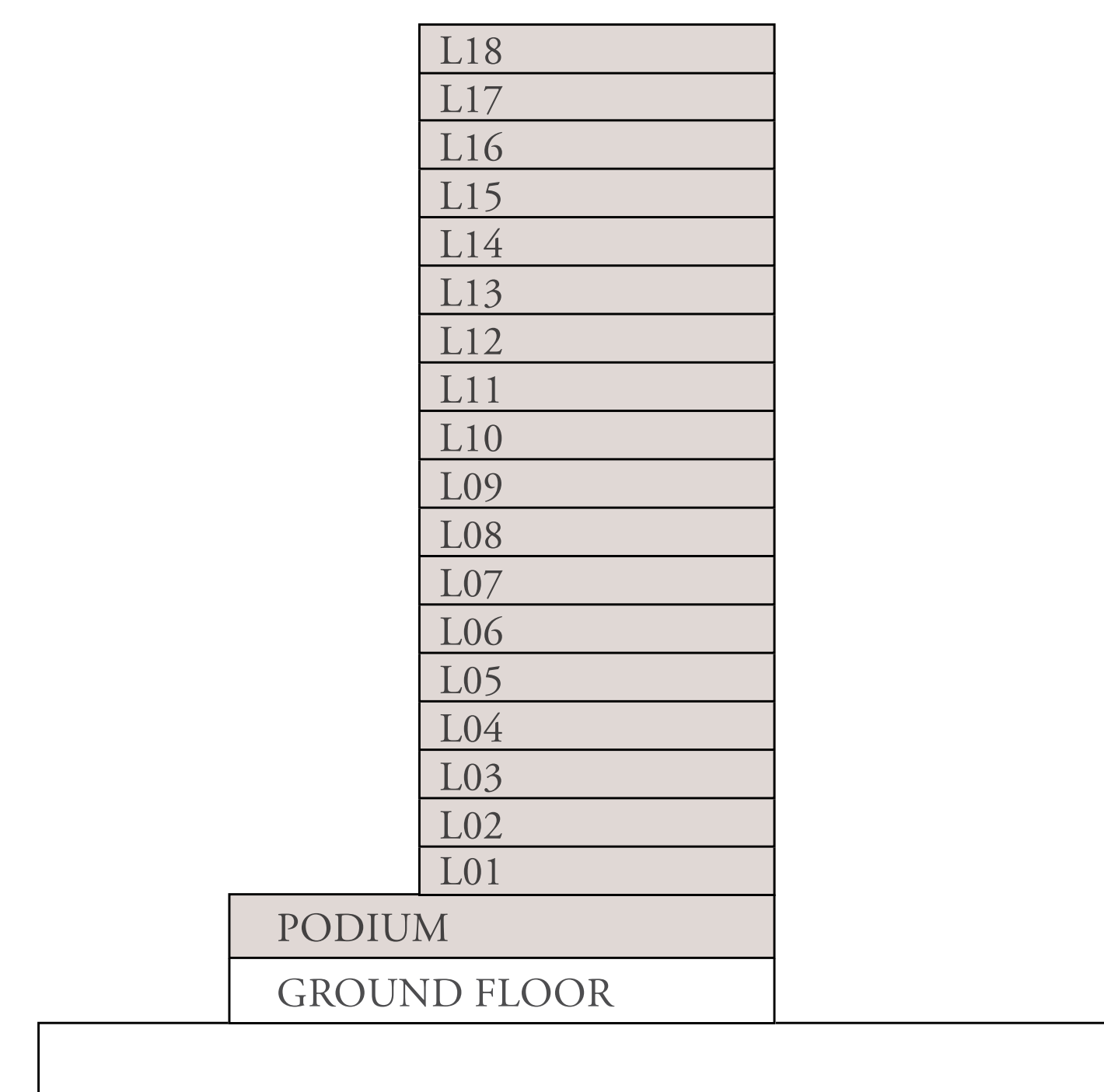
TOWER A

2 BEDROOM A.1

UNITS	PODIUM 1	
	LEVEL 1	P09
	LEVELS 2 TO 14	105, 110
	LEVEL 15 TO 18	*08, *13
		**08
SUITE AREA	1029 SQ.FT.	95 SQ.M.
BALCONY AREA	108 SQ.FT.	10 SQ.M.
TOTAL AREA	1138 SQ.FT.	105 SQ.M.



KEY SECTION



KEY PLANS



FLOOR PLAN 1. All dimensions are in imperial and metric, and measured from finish to finish excluding construction tolerances. 2. All materials, dimensions, and drawings are approximate only. 3. Information is subject to change without notice, at developer's absolute discretion. 4. Actual area may vary from the stated area. 5. Drawings not to scale. 6. All images used are for illustrative purposes only and do not represent the actual size, features, specifications, fittings, and furnishings. 7. The developer reserves the right to make revisions / alterations, at it's absolute discretion, without any liability whatsoever.


ADDRESS
RESIDENCES
DUBAI HILLS ESTATE

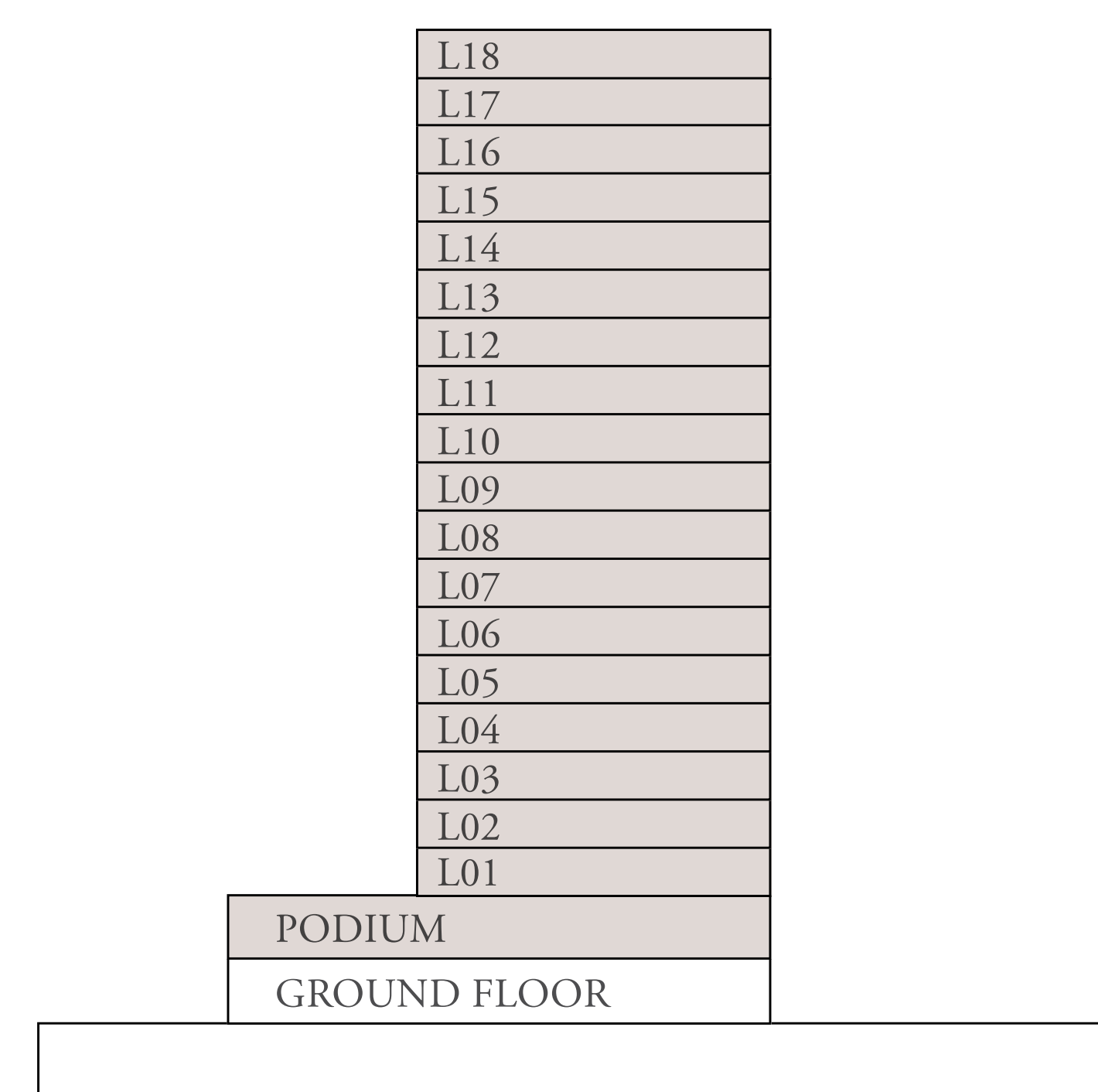
TOWER A

2 BEDROOM A.2

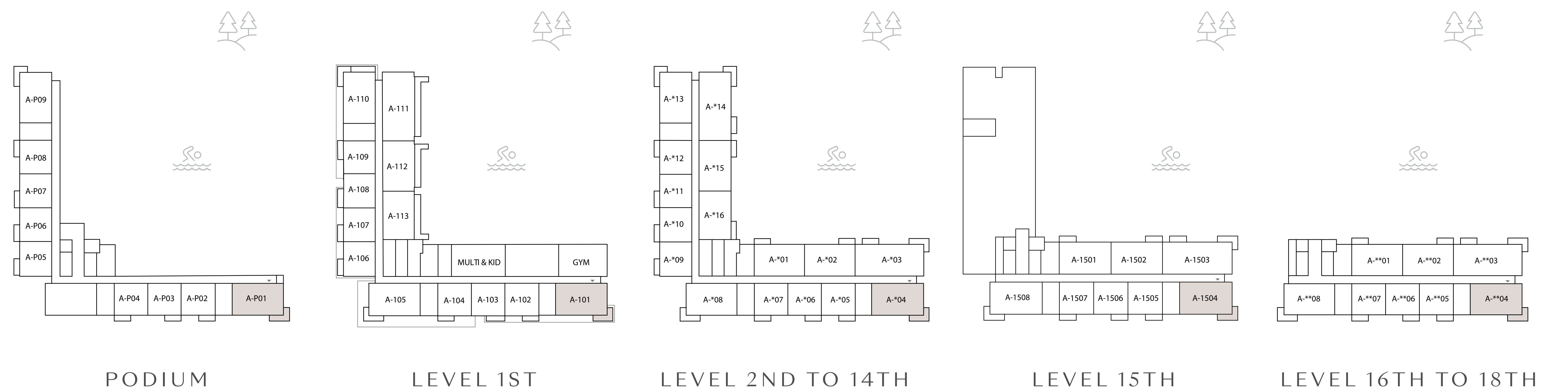
UNITS	PODIUM 1	P01
	LEVEL 1	101
	LEVELS 2 TO 14	**04
	LEVEL 15 TO 18	**04
SUITE AREA	1029 SQ.FT.	95 SQ.M.
BALCONY AREA	108 SQ.FT.	10 SQ.M.
TOTAL AREA	1138 SQ.FT.	105 SQ.M.



KEY SECTION



KEY PLANS



FLOOR PLAN 1. All dimensions are in imperial and metric, and measured from finish to finish excluding construction tolerances. 2. All materials, dimensions, and drawings are approximate only. 3. Information is subject to change without notice, at developer's absolute discretion. 4. Actual area may vary from the stated area. 5. Drawings not to scale. 6. All images used are for illustrative purposes only and do not represent the actual size, features, specifications, fittings, and furnishings. 7. The developer reserves the right to make revisions / alterations, at it's absolute discretion, without any liability whatsoever.


ADDRESS
RESIDENCES
DUBAI HILLS ESTATE

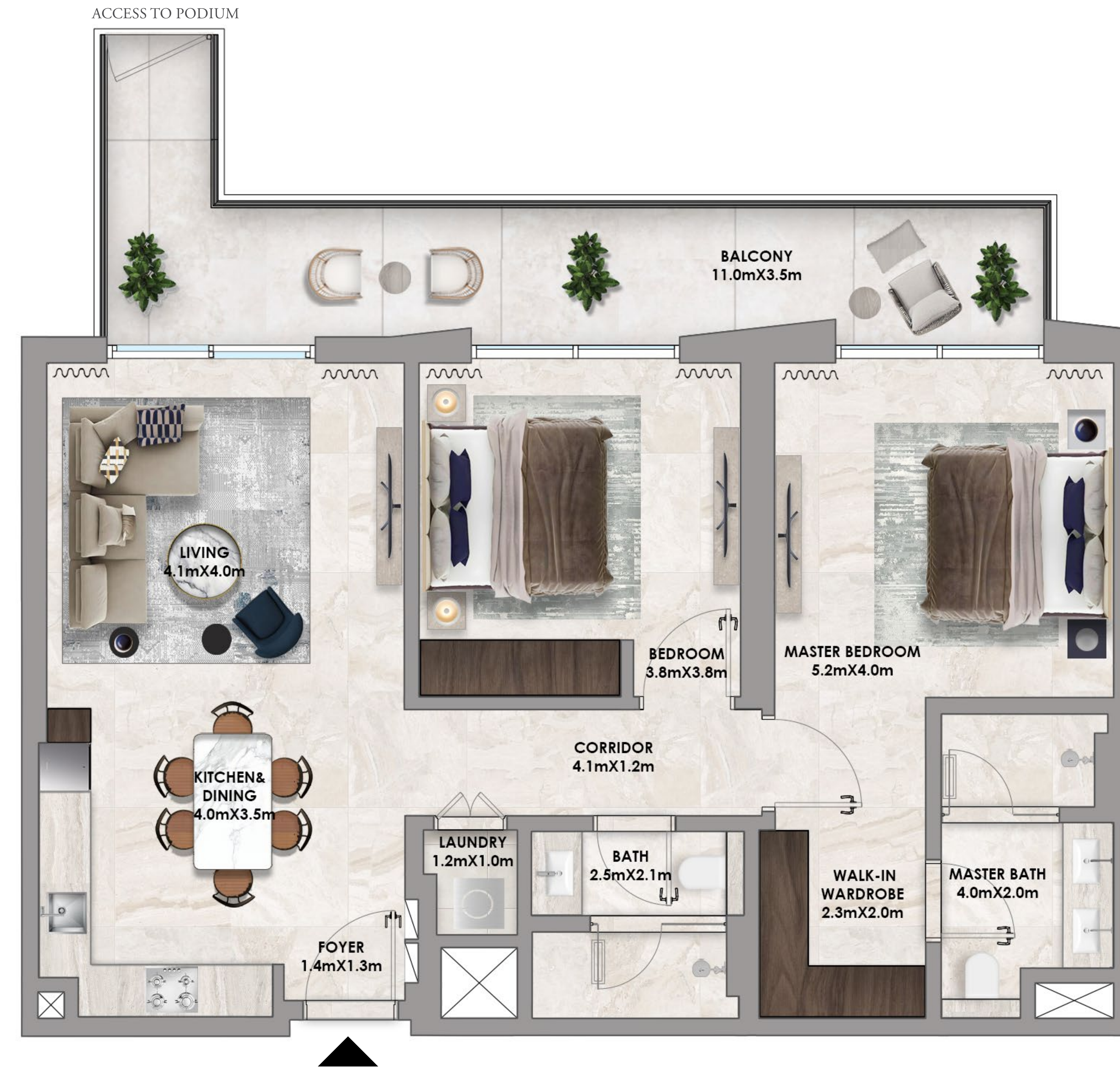

TOWER A

2 BEDROOM B.1

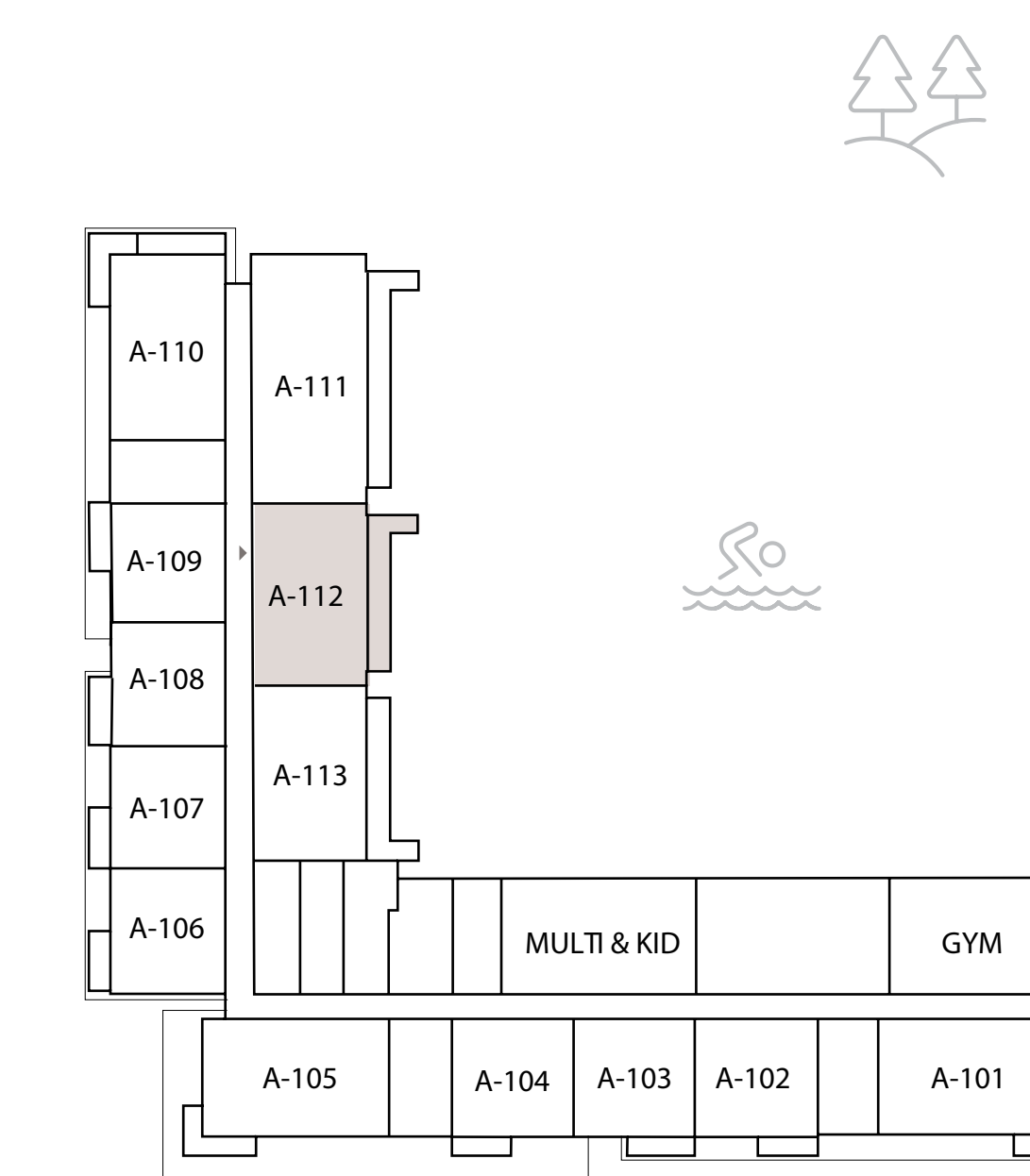
UNITS	PODIUM 1	-
	LEVEL 1	112
	LEVELS 2 TO 14	-
	LEVEL 15 TO 18	-

SUITE AREA	1024 SQ.FT.	95 SQ.M.
BALCONY AREA	226 SQ.FT.	21 SQ.M.
TOTAL AREA	1250 SQ.FT.	116 SQ.M.

KEY SECTION



KEY PLANS



LEVEL 1ST

FLOOR PLAN 1. All dimensions are in imperial and metric, and measured from finish to finish excluding construction tolerances. 2. All materials, dimensions, and drawings are approximate only. 3. Information is subject to change without notice, at developer's absolute discretion. 4. Actual area may vary from the stated area. 5. Drawings not to scale. 6. All images used are for illustrative purposes only and do not represent the actual size, features, specifications, fittings, and furnishings. 7. The developer reserves the right to make revisions / alterations, at it's absolute discretion, without any liability whatsoever.


ADDRESS
RESIDENCES
DUBAI HILLS ESTATE


TOWER A

2 BEDROOM B.2

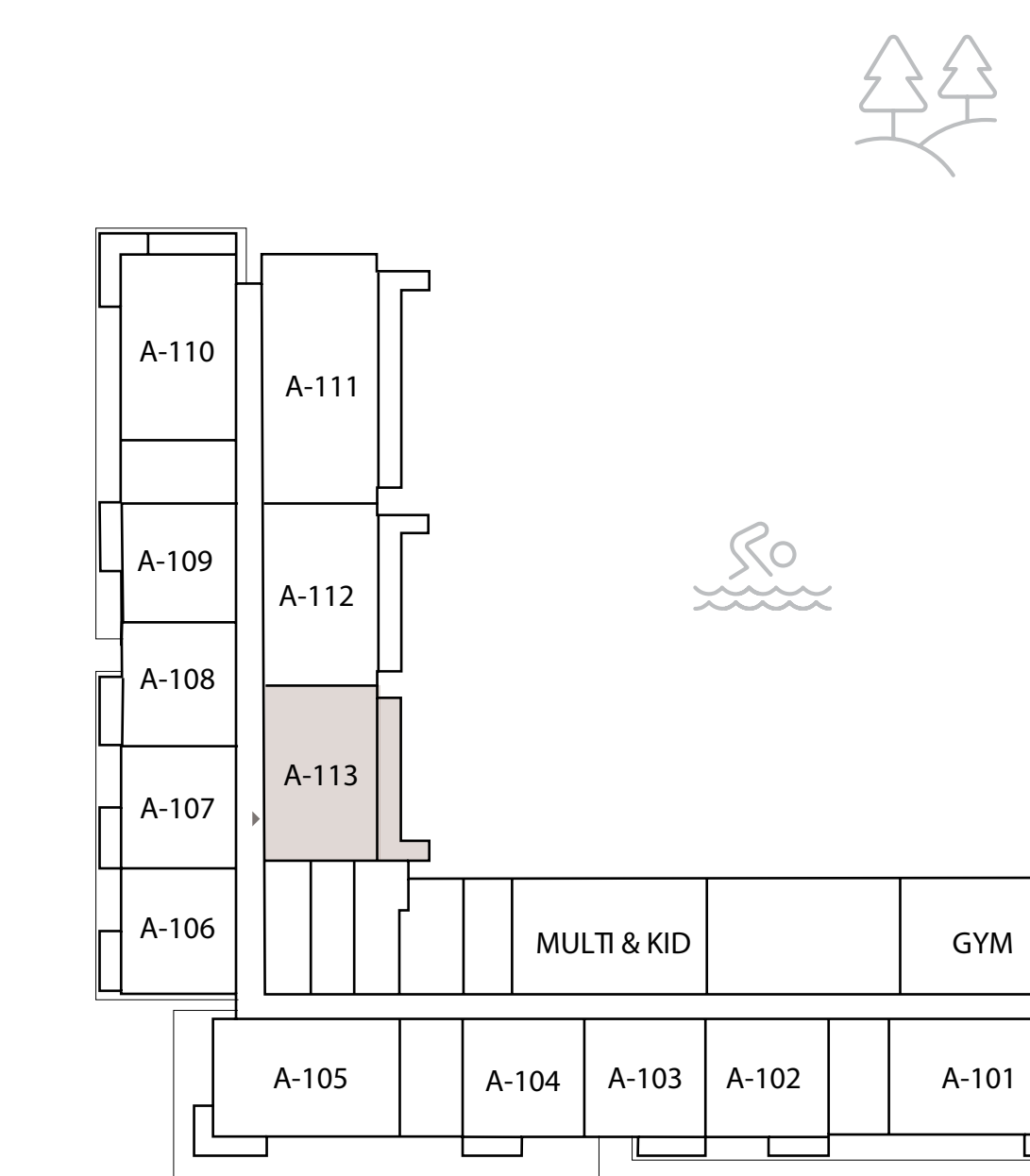
UNITS	PODIUM 1	-
	LEVEL 1	113
	LEVELS 2 TO 14	-
	LEVEL 15 TO 18	-

SUITE AREA	996 SQ.FT.	92 SQ.M.
BALCONY AREA	237 SQ.FT.	22 SQ.M.
TOTAL AREA	1234 SQ.FT.	114 SQ.M.

KEY SECTION



KEY PLANS



LEVEL 1ST

FLOOR PLAN 1. All dimensions are in imperial and metric, and measured from finish to finish excluding construction tolerances. 2. All materials, dimensions, and drawings are approximate only. 3. Information is subject to change without notice, at developer's absolute discretion. 4. Actual area may vary from the stated area. 5. Drawings not to scale. 6. All images used are for illustrative purposes only and do not represent the actual size, features, specifications, fittings, and furnishings. 7. The developer reserves the right to make revisions / alterations, at it's absolute discretion, without any liability whatsoever.



ADDRESS
RESIDENCES
DUBAI HILLS ESTATE

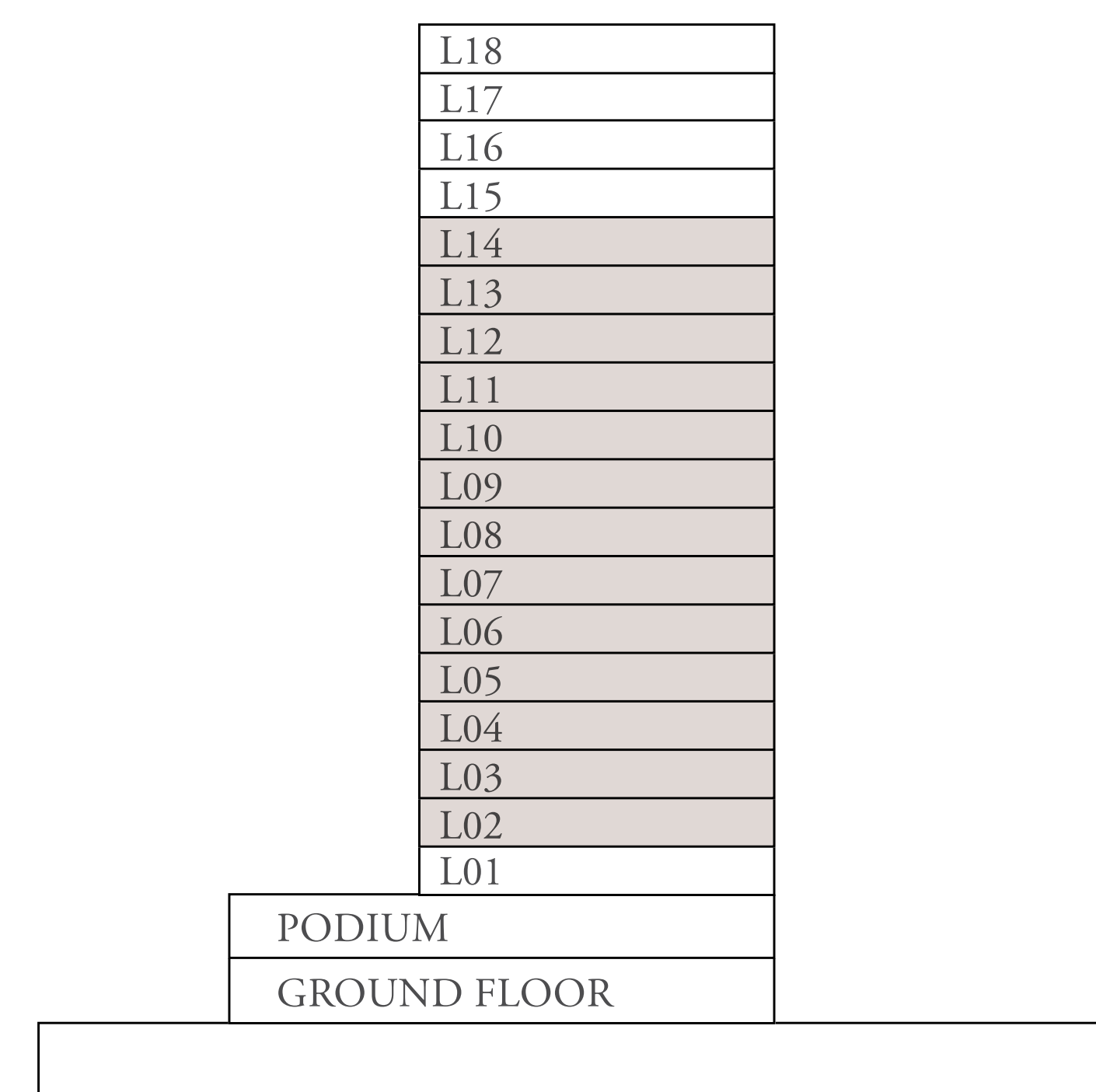
TOWER A

2 BEDROOM B.3

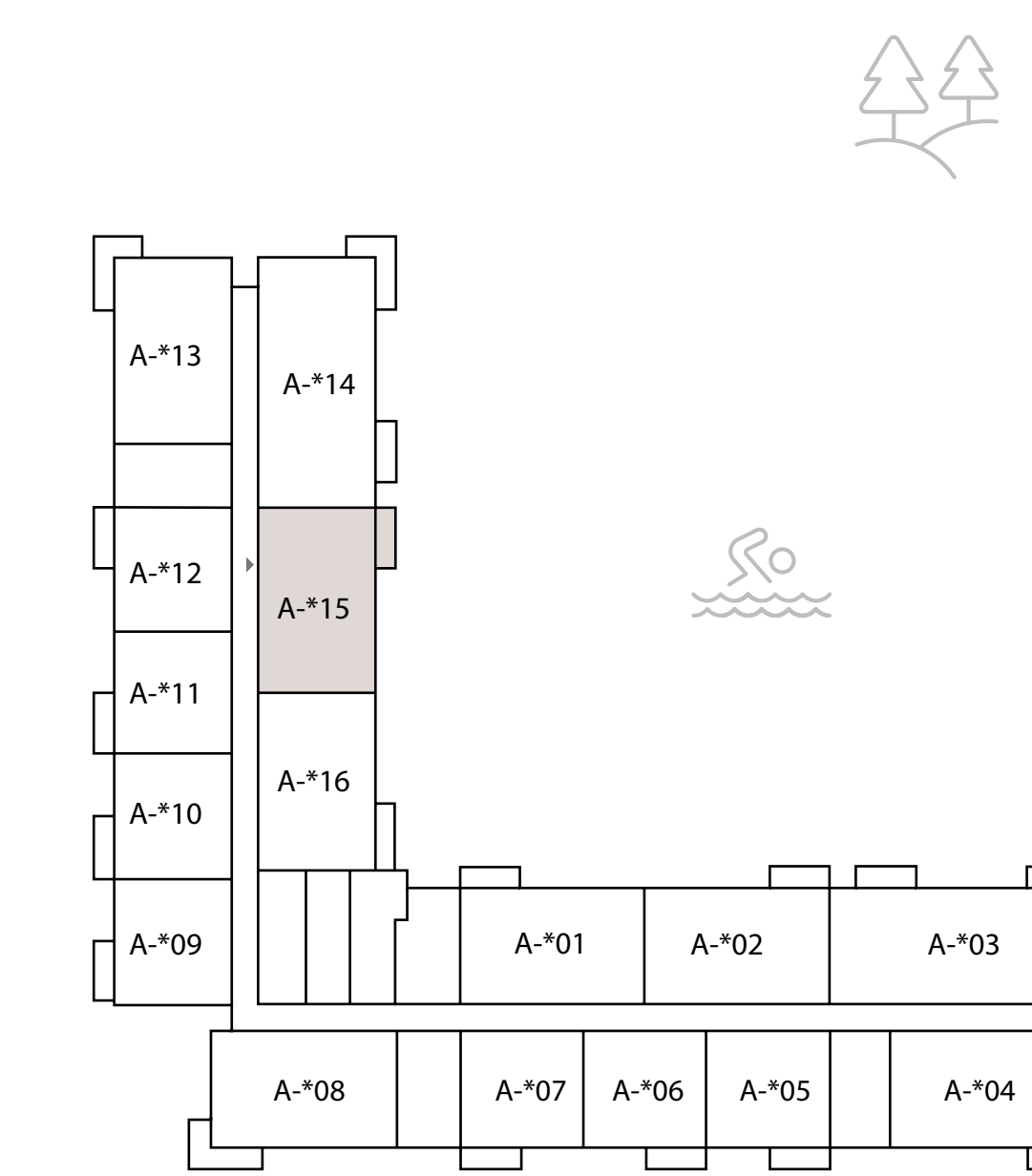
UNITS	PODIUM 1	-
	LEVEL 1	-
	LEVELS 2 TO 14	**15
	LEVEL 15 TO 18	-

SUITE AREA	1025 SQ.FT.	95 SQ.M.
BALCONY AREA	66 SQ.FT.	6 SQ.M.
TOTAL AREA	1091 SQ.FT.	101 SQ.M.

KEY SECTION



KEY PLANS



LEVEL 2ND TO 14TH

FLOOR PLAN 1. All dimensions are in imperial and metric, and measured from finish to finish excluding construction tolerances. 2. All materials, dimensions, and drawings are approximate only. 3. Information is subject to change without notice, at developer's absolute discretion. 4. Actual area may vary from the stated area. 5. Drawings not to scale. 6. All images used are for illustrative purposes only and do not represent the actual size, features, specifications, fittings, and furnishings. 7. The developer reserves the right to make revisions / alterations, at it's absolute discretion, without any liability whatsoever.



ADDRESS
RESIDENCES
DUBAI HILLS ESTATE

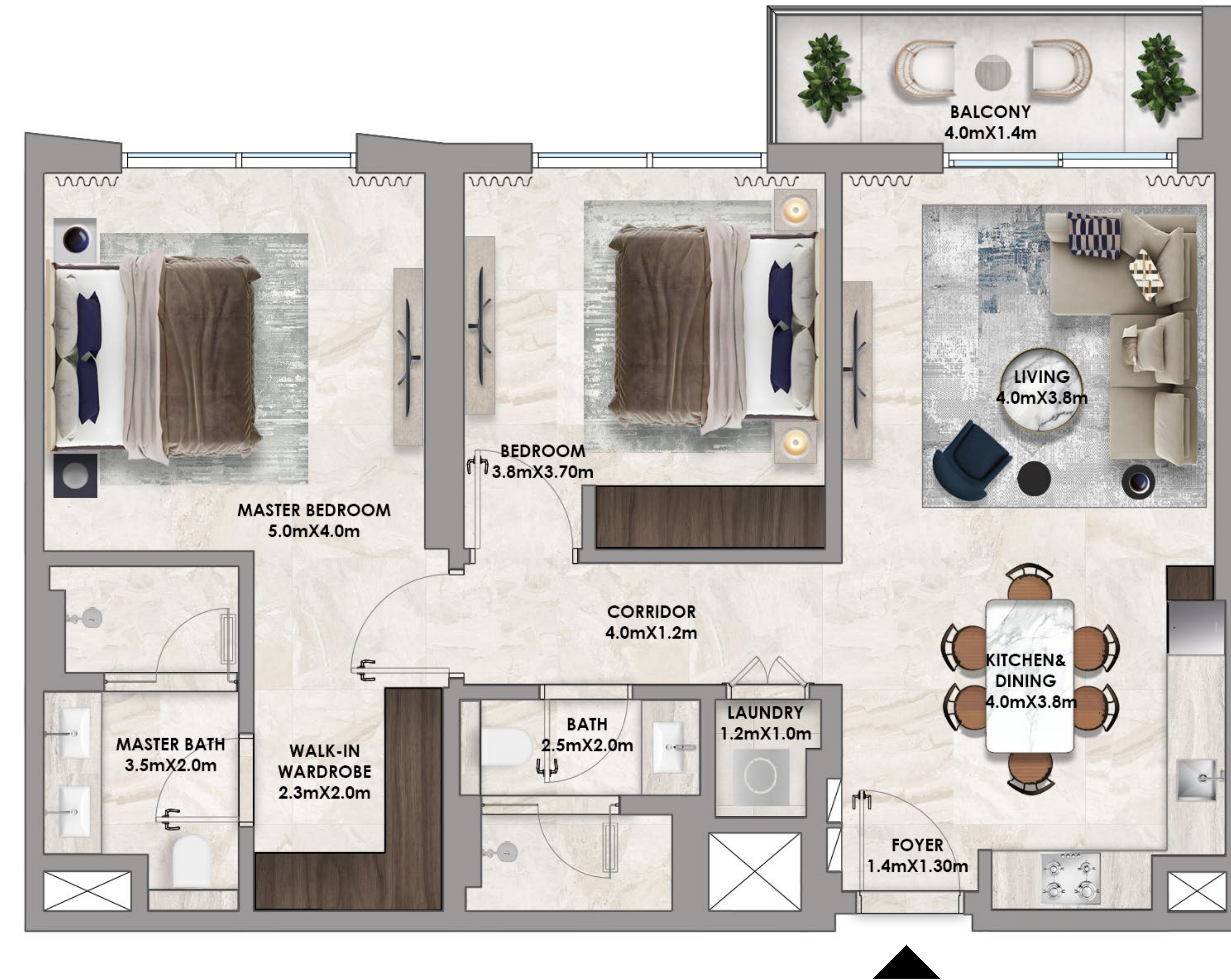
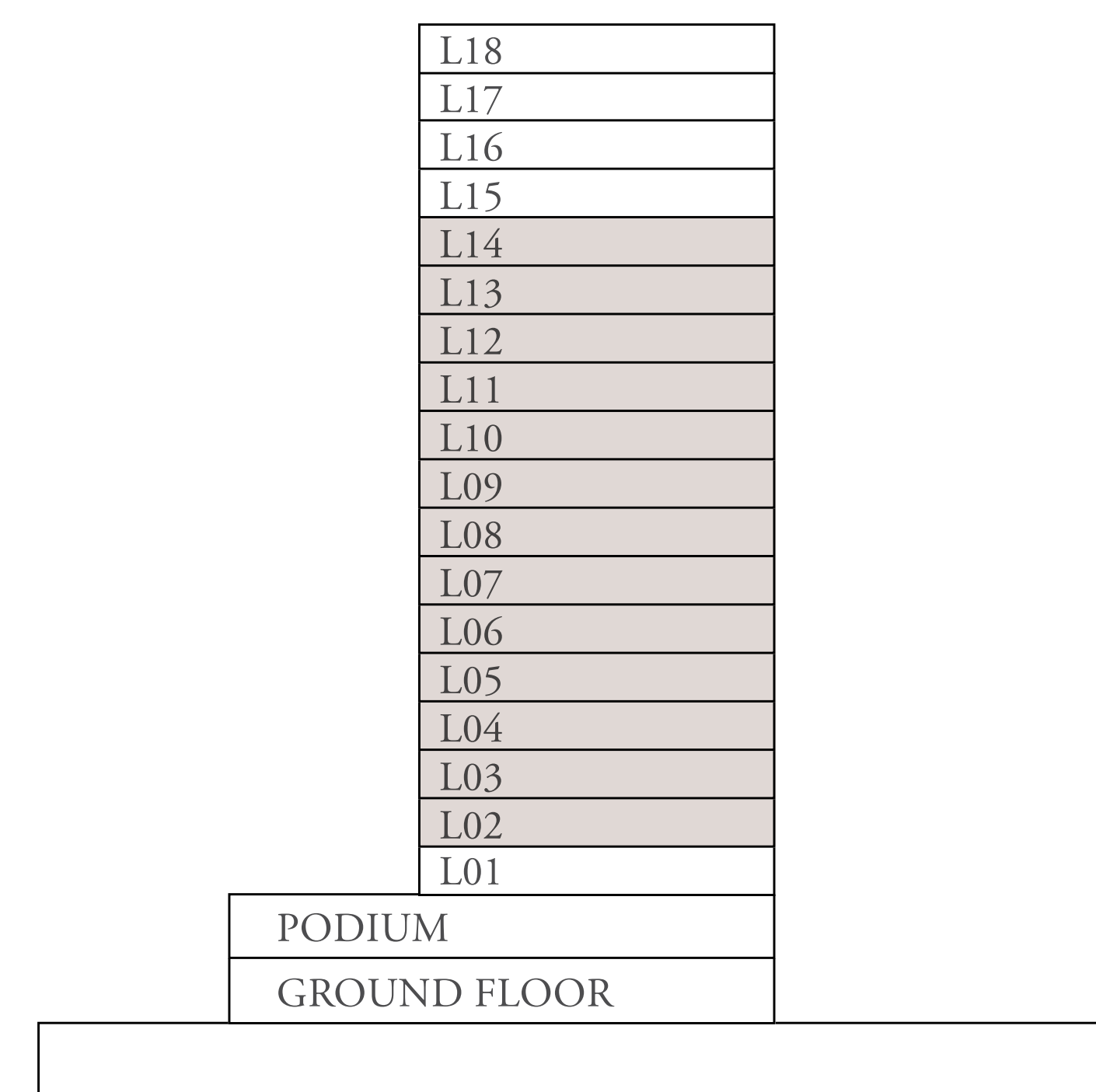
TOWER A

2 BEDROOM B.4

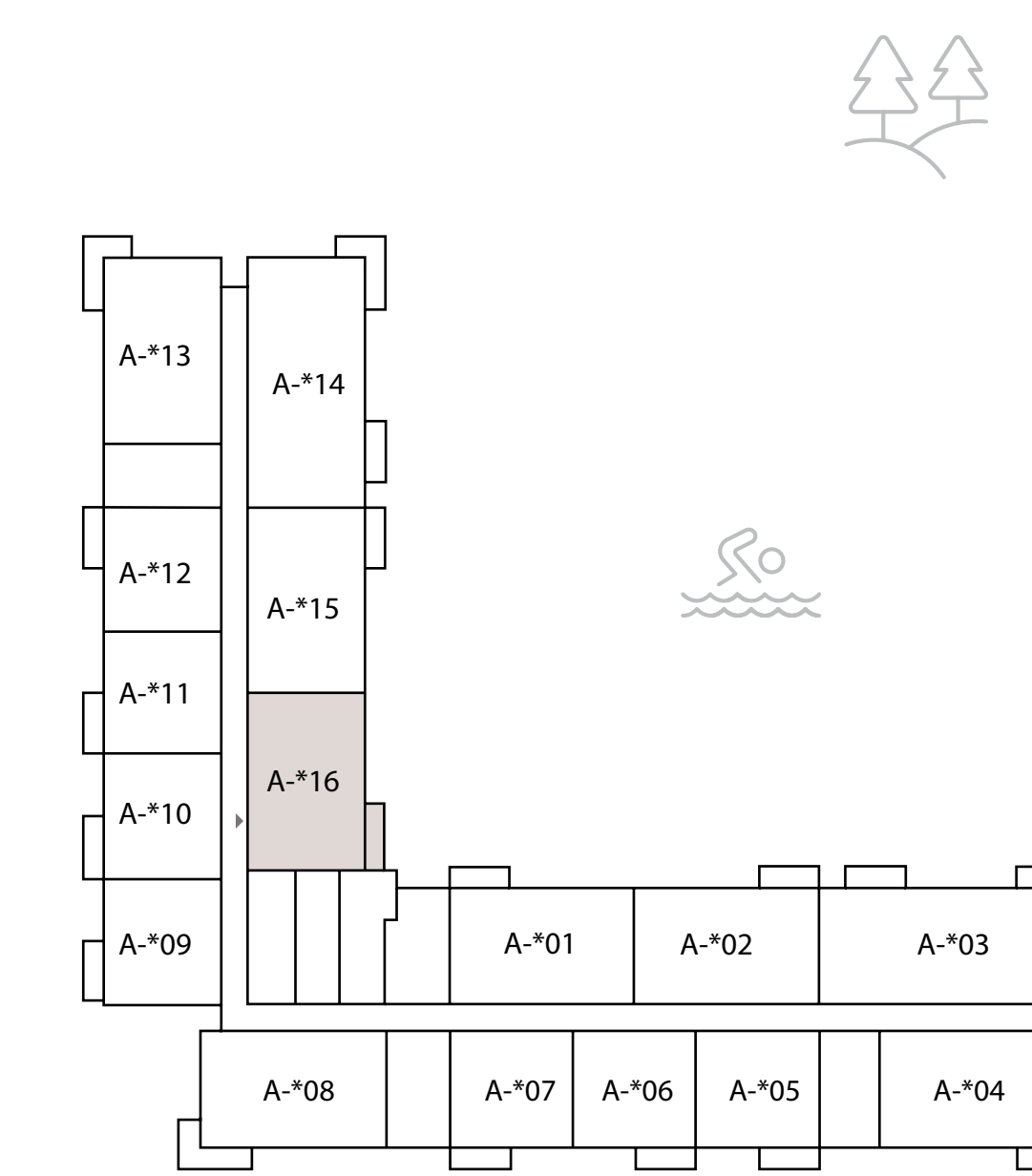
UNITS	PODIUM 1	-
	LEVEL 1	-
	LEVELS 2 TO 14	**16
	LEVEL 15 TO 18	-

SUITE AREA	998 SQ.FT.	92 SQ.M.
BALCONY AREA	76 SQ.FT.	7 SQ.M.
TOTAL AREA	1074 SQ.FT.	99 SQ.M.

KEY SECTION



KEY PLANS



LEVEL 2ND TO 14TH

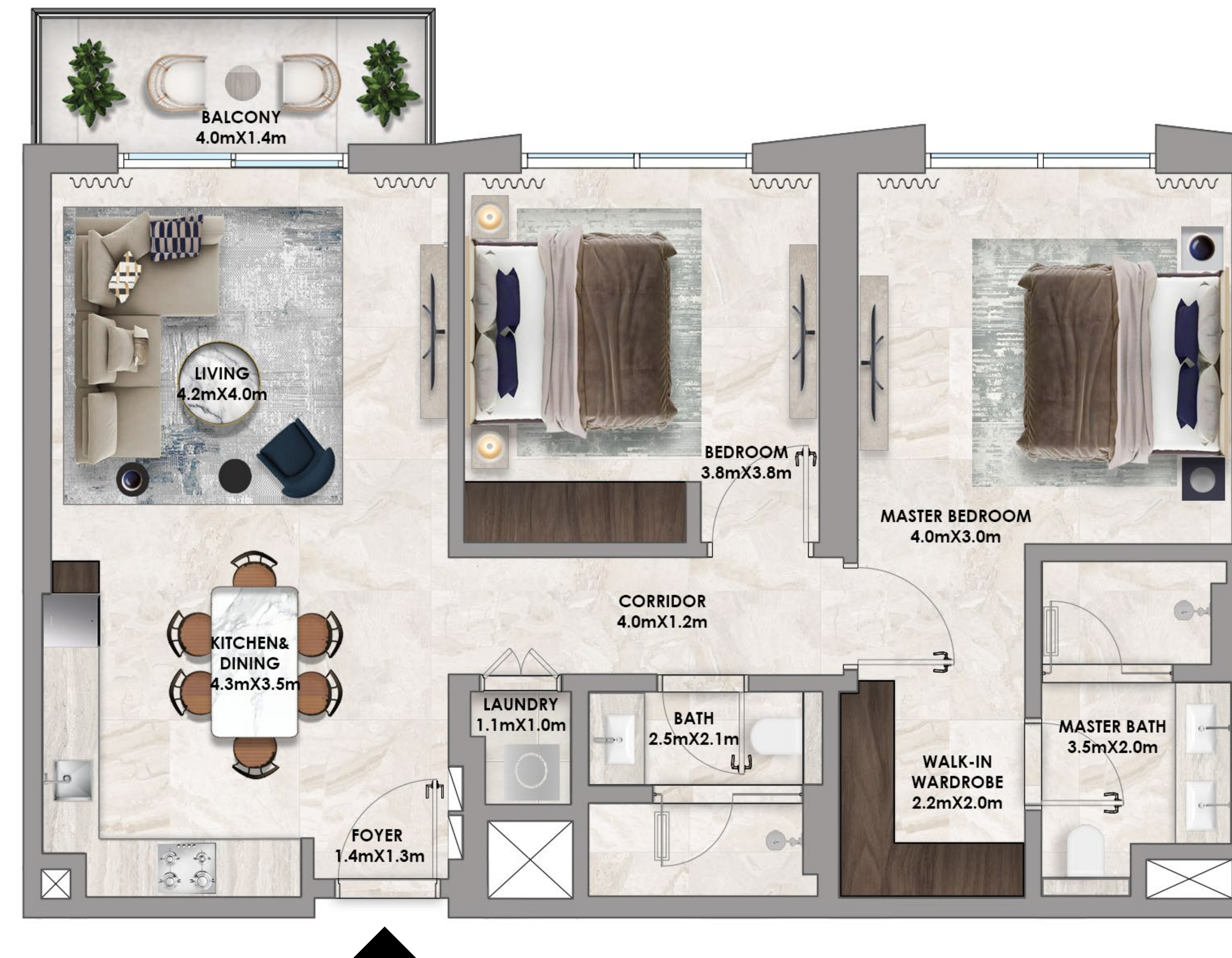
FLOOR PLAN 1. All dimensions are in imperial and metric, and measured from finish to finish excluding construction tolerances. 2. All materials, dimensions, and drawings are approximate only. 3. Information is subject to change without notice, at developer's absolute discretion. 4. Actual area may vary from the stated area. 5. Drawings not to scale. 6. All images used are for illustrative purposes only and do not represent the actual size, features, specifications, fittings, and furnishings. 7. The developer reserves the right to make revisions / alterations, at it's absolute discretion, without any liability whatsoever.


ADDRESS
RESIDENCES
DUBAI HILLS ESTATE

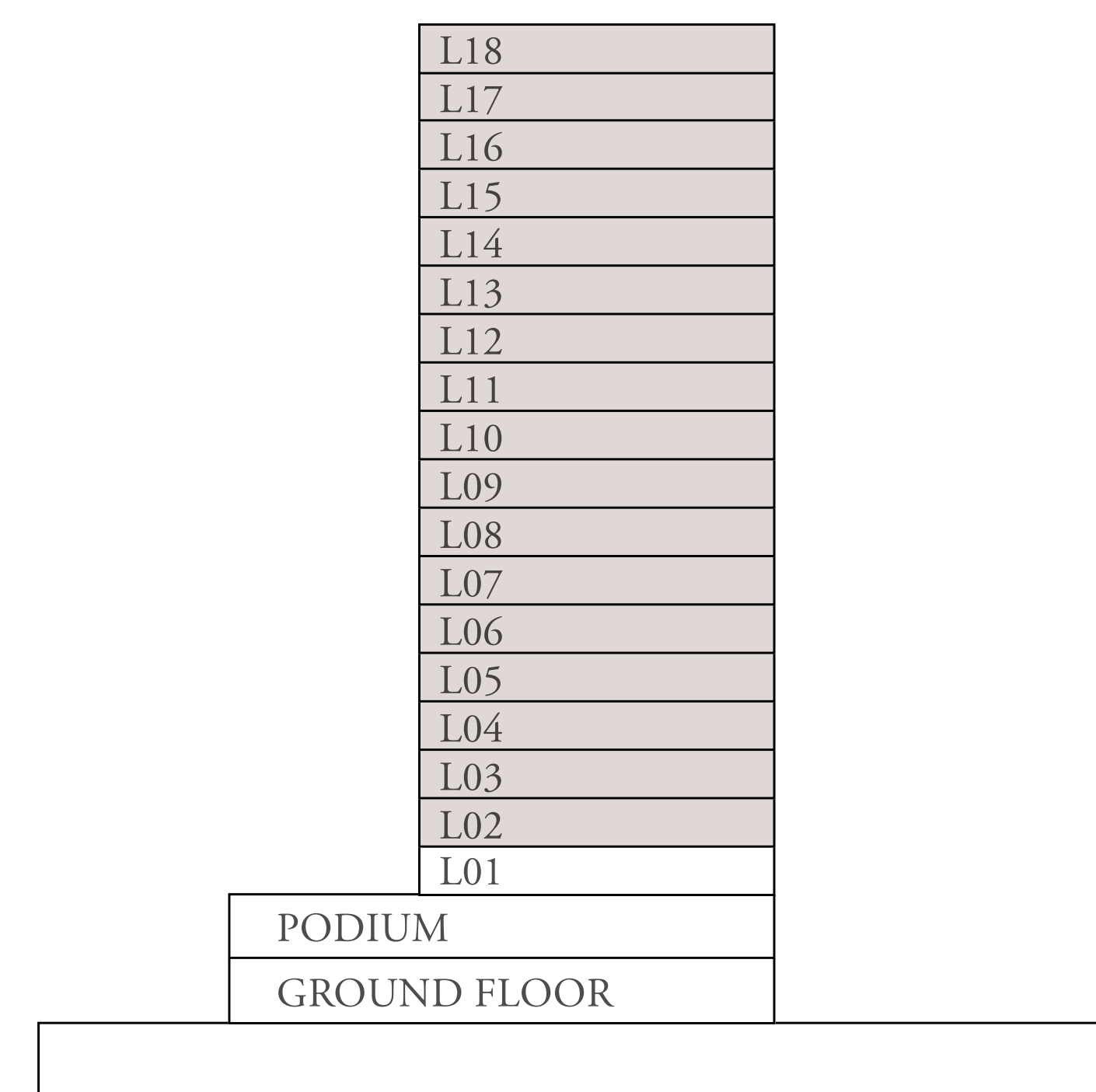
TOWER A

2 BEDROOM B.5

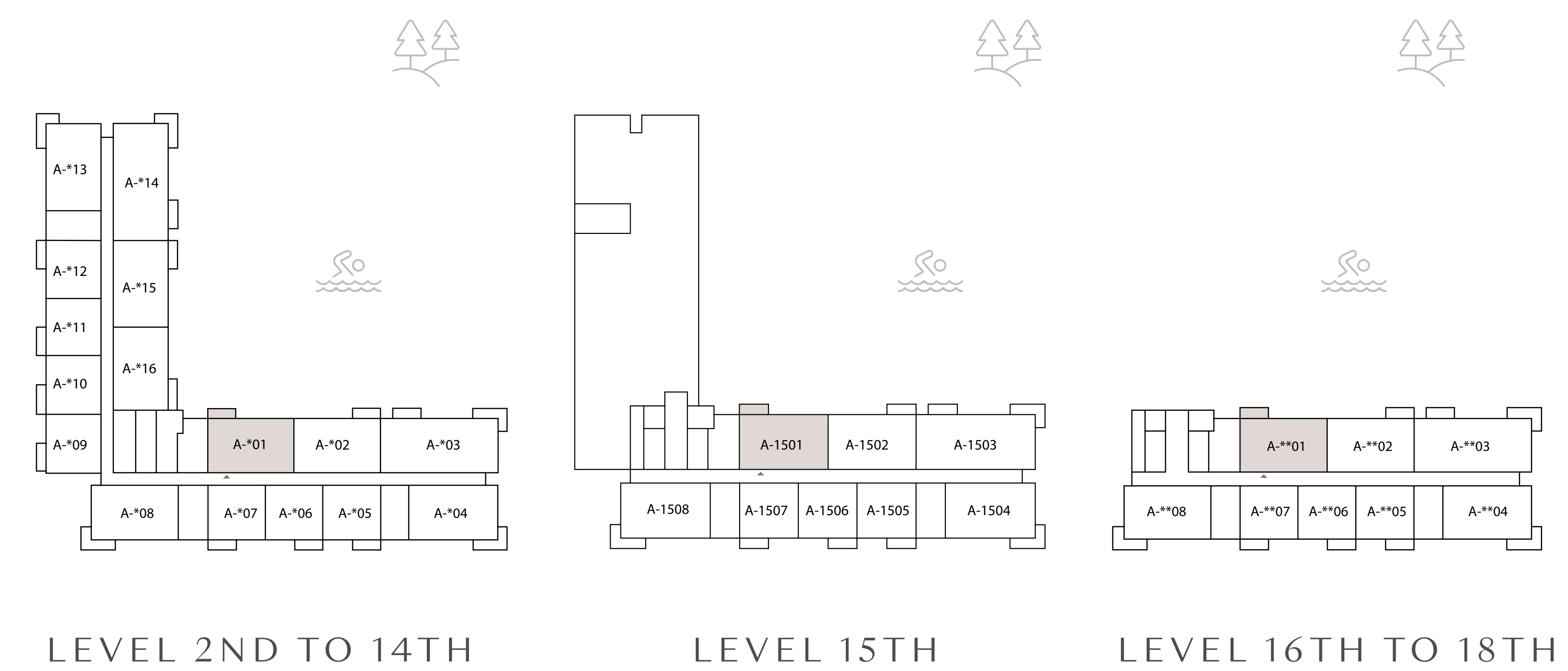
UNITS	PODIUM 1	-
	LEVEL 1	-
	LEVELS 2 TO 14	**01
	LEVEL 15 TO 18	**01
<hr/>		
SUITE AREA	1025 SQ.FT.	95 SQ.M.
<hr/>		
BALCONY AREA	66 SQ.FT.	6 SQ.M.
<hr/>		
TOTAL AREA	1092 SQ.FT.	101 SQ.M.



KEY SECTION



KEY PLANS



FLOOR PLAN 1. All dimensions are in imperial and metric, and measured from finish to finish excluding construction tolerances. 2. All materials, dimensions, and drawings are approximate only. 3. Information is subject to change without notice, at developer's absolute discretion. 4. Actual area may vary from the stated area. 5. Drawings not to scale. 6. All images used are for illustrative purposes only and do not represent the actual size, features, specifications, fittings, and furnishings. 7. The developer reserves the right to make revisions / alterations, at it's absolute discretion, without any liability whatsoever.



ADDRESS
RESIDENCES
DUBAI HILLS ESTATE

TOWER A

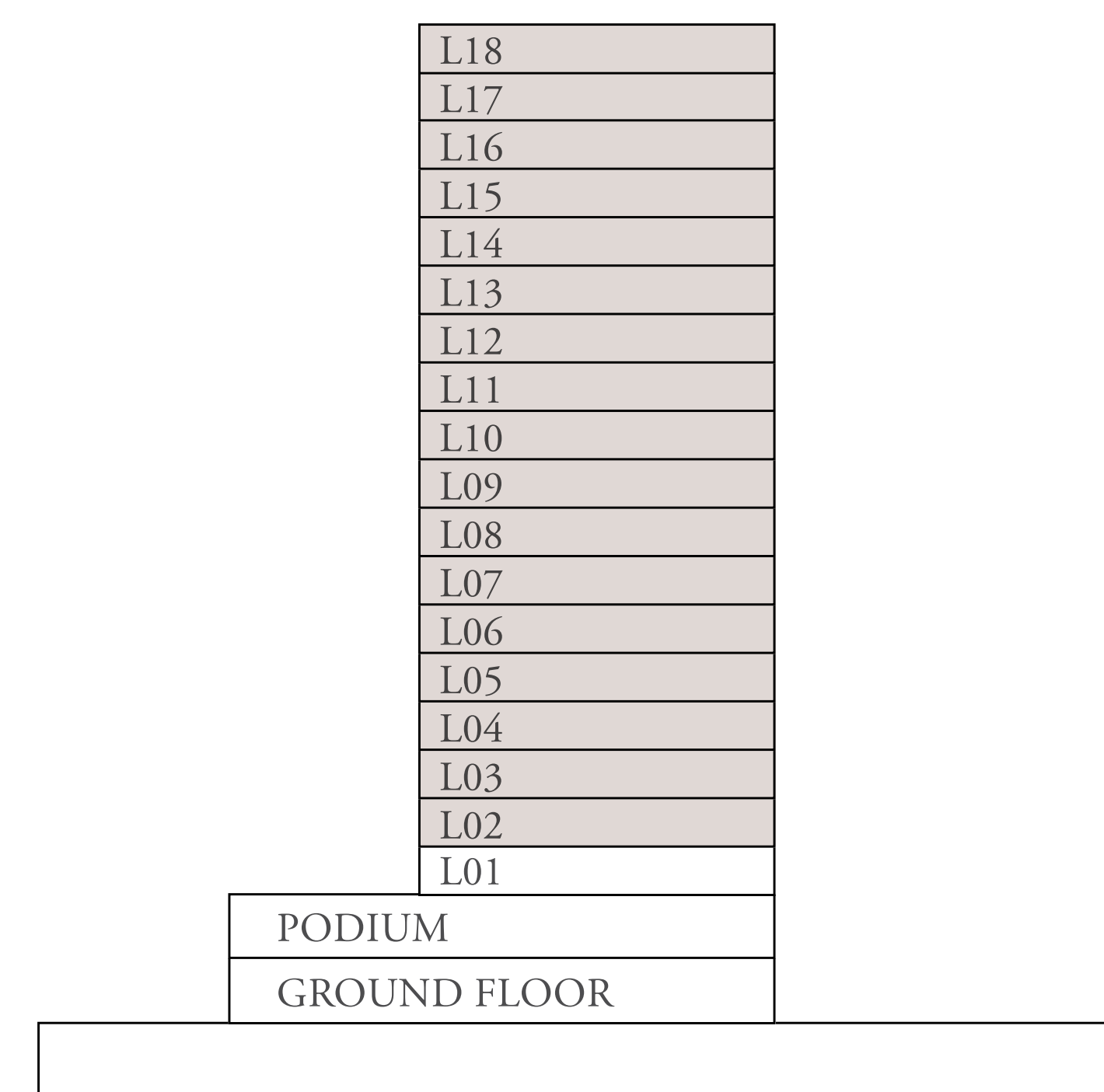
2 BEDROOM B.6

UNITS	PODIUM 1	-
	LEVEL 1	-
	LEVELS 2 TO 14	**02
	LEVEL 15 TO 18	**02

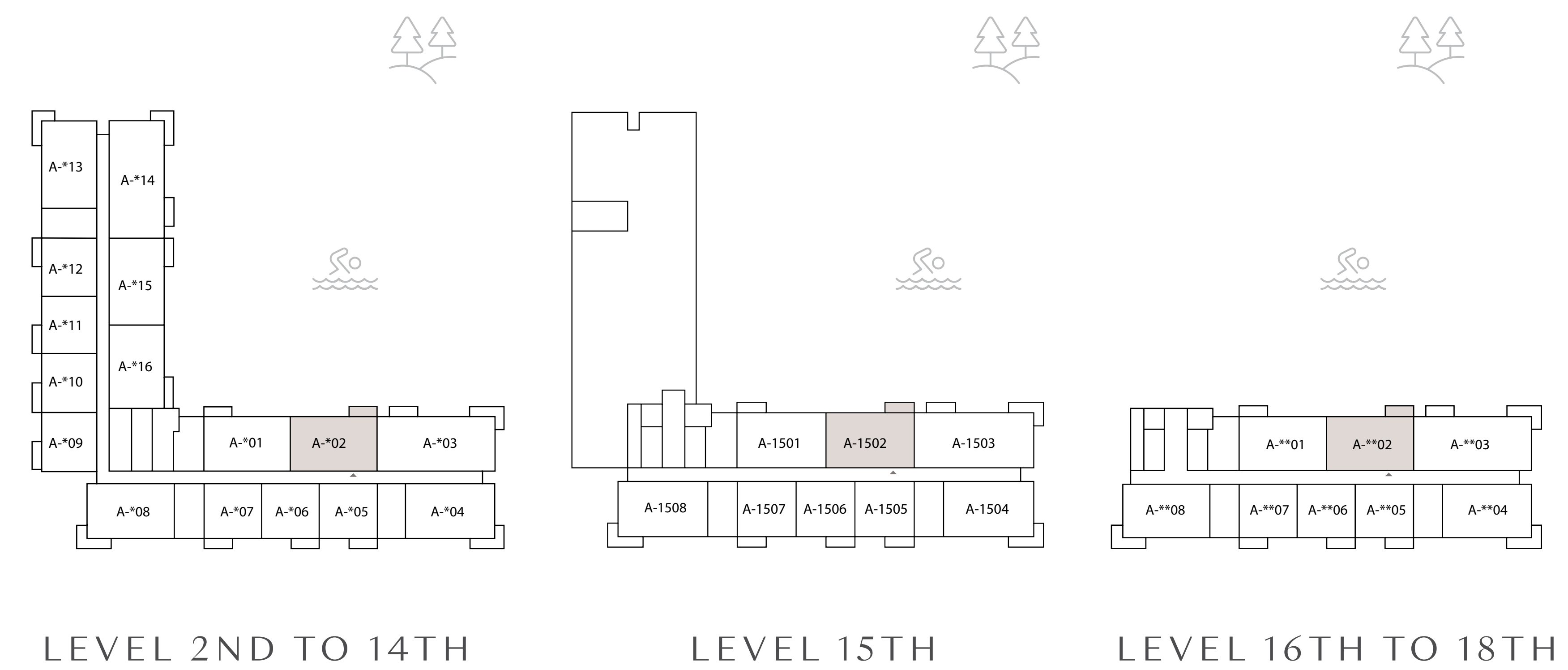
SUITE AREA	1025 SQ.FT.	95 SQ.M.
BALCONY AREA	66 SQ.FT.	6 SQ.M.
TOTAL AREA	1091 SQ.FT.	101 SQ.M.



KEY SECTION



KEY PLANS



FLOOR PLAN 1. All dimensions are in imperial and metric, and measured from finish to finish excluding construction tolerances. 2. All materials, dimensions, and drawings are approximate only. 3. Information is subject to change without notice, at developer's absolute discretion. 4. Actual area may vary from the stated area. 5. Drawings not to scale. 6. All images used are for illustrative purposes only and do not represent the actual size, features, specifications, fittings, and furnishings. 7. The developer reserves the right to make revisions / alterations, at it's absolute discretion, without any liability whatsoever.


ADDRESS
RESIDENCES
DUBAI HILLS ESTATE

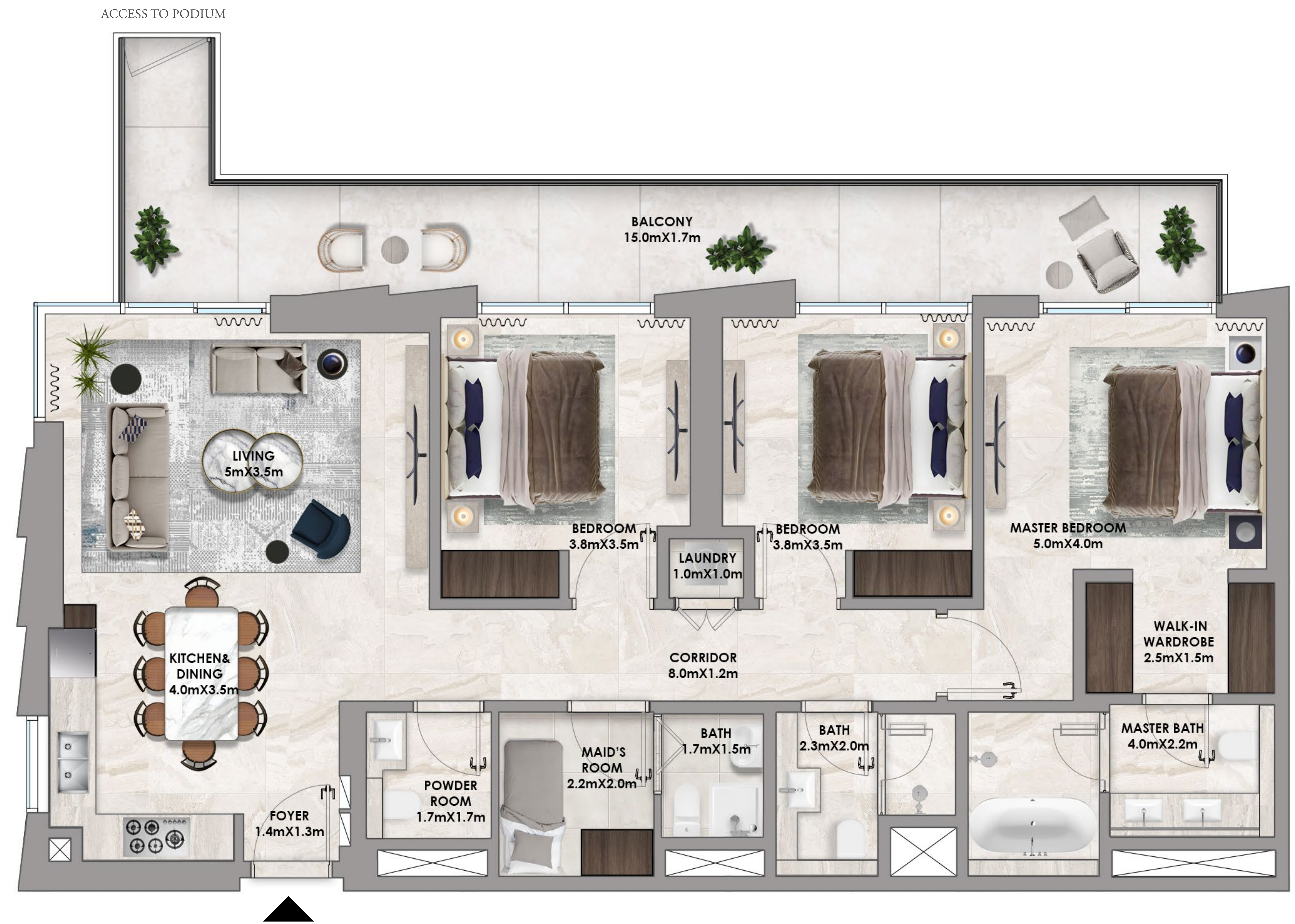

TOWER A

3 BEDROOM A.1

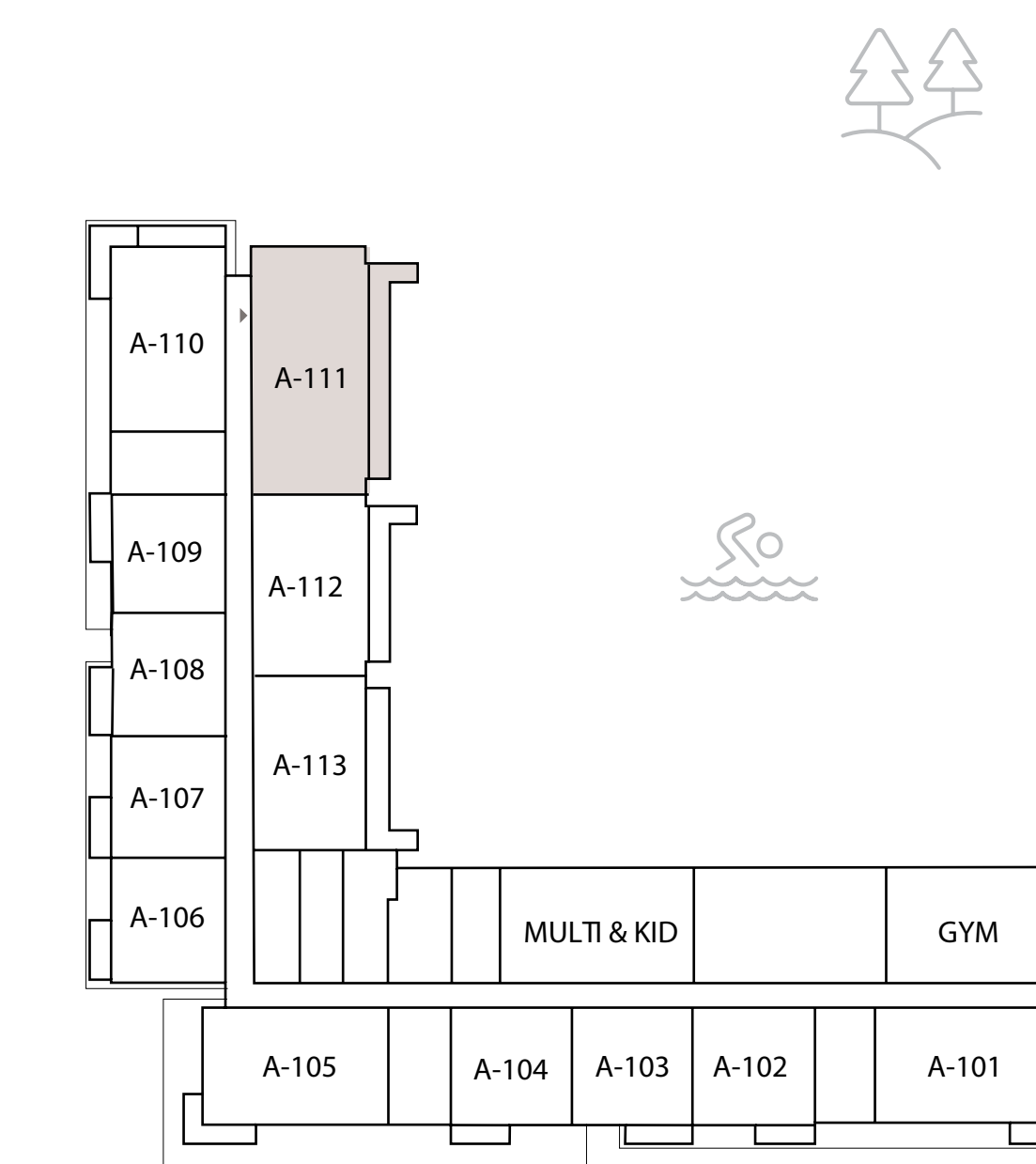
UNITS	PODIUM 1	-
	LEVEL 1	111
	LEVELS 2 TO 14	-
	LEVEL 15 TO 18	-

SUITE AREA	1353 SQ.FT.	125 SQ.M.
BALCONY AREA	296 SQ.FT.	27 SQ.M.
TOTAL AREA	1650 SQ.FT.	153 SQ.M.

KEY SECTION



KEY PLANS



LEVEL 1ST

FLOOR PLAN 1. All dimensions are in imperial and metric, and measured from finish to finish excluding construction tolerances. 2. All materials, dimensions, and drawings are approximate only. 3. Information is subject to change without notice, at developer's absolute discretion. 4. Actual area may vary from the stated area. 5. Drawings not to scale. 6. All images used are for illustrative purposes only and do not represent the actual size, features, specifications, fittings, and furnishings. 7. The developer reserves the right to make revisions / alterations, at it's absolute discretion, without any liability whatsoever.


ADDRESS
RESIDENCES
DUBAI HILLS ESTATE

TOWER A

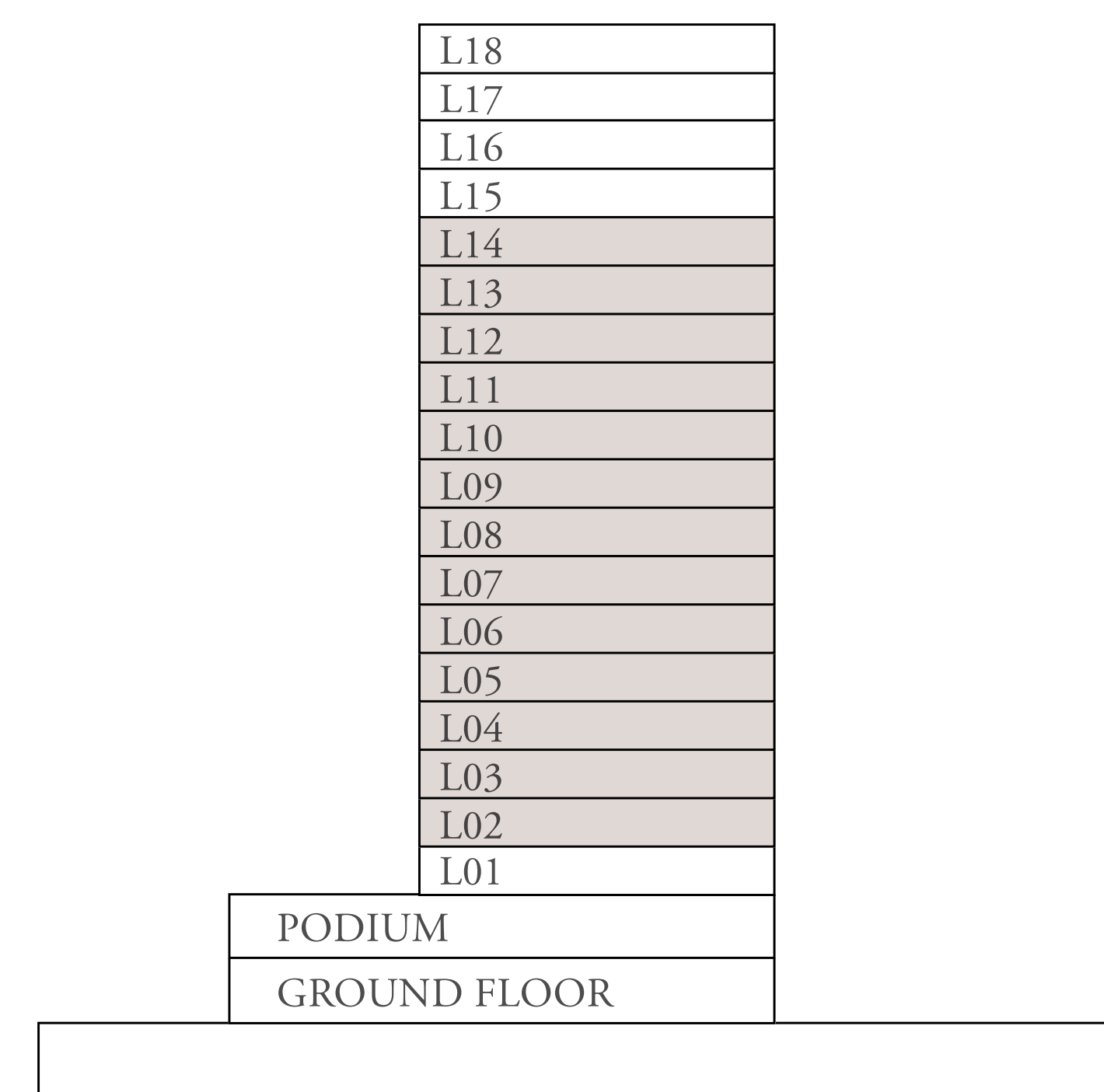
3 BEDROOM A.4

UNITS	PODIUM 1	-
	LEVEL 1	-
	LEVELS 2 TO 14	*14
	LEVEL 15 TO 18	-

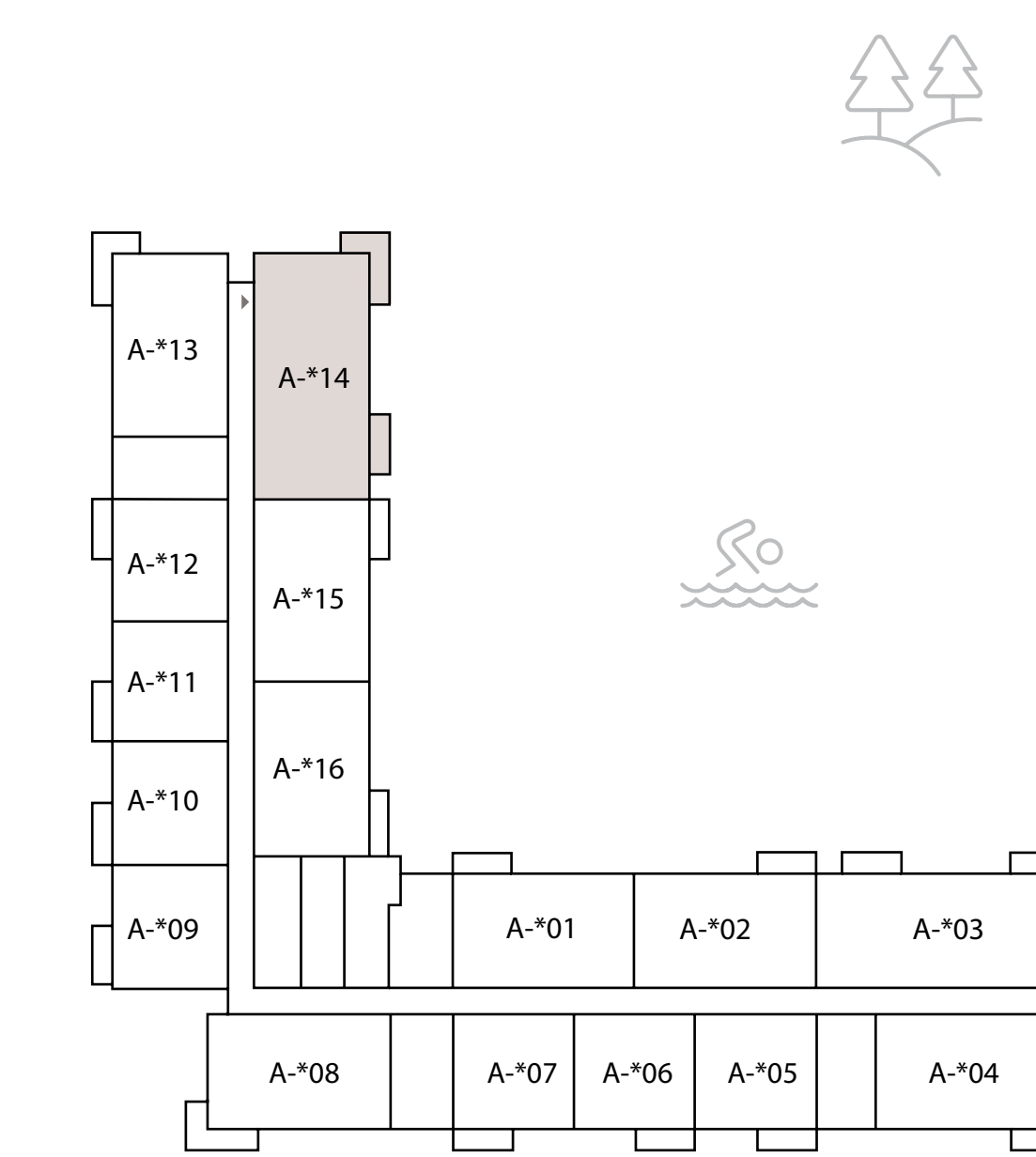
SUITE AREA	1353 SQ.FT.	125 SQ.M.
BALCONY AREA	173 SQ.FT.	16 SQ.M.
TOTAL AREA	1527 SQ.FT.	141 SQ.M.



KEY SECTION



KEY PLANS



LEVEL 2ND TO 14TH

FLOOR PLAN 1. All dimensions are in imperial and metric, and measured from finish to finish excluding construction tolerances. 2. All materials, dimensions, and drawings are approximate only. 3. Information is subject to change without notice, at developer's absolute discretion. 4. Actual area may vary from the stated area. 5. Drawings not to scale. 6. All images used are for illustrative purposes only and do not represent the actual size, features, specifications, fittings, and furnishings. 7. The developer reserves the right to make revisions / alterations, at it's absolute discretion, without any liability whatsoever.


ADDRESS
RESIDENCES
DUBAI HILLS ESTATE

TOWER A

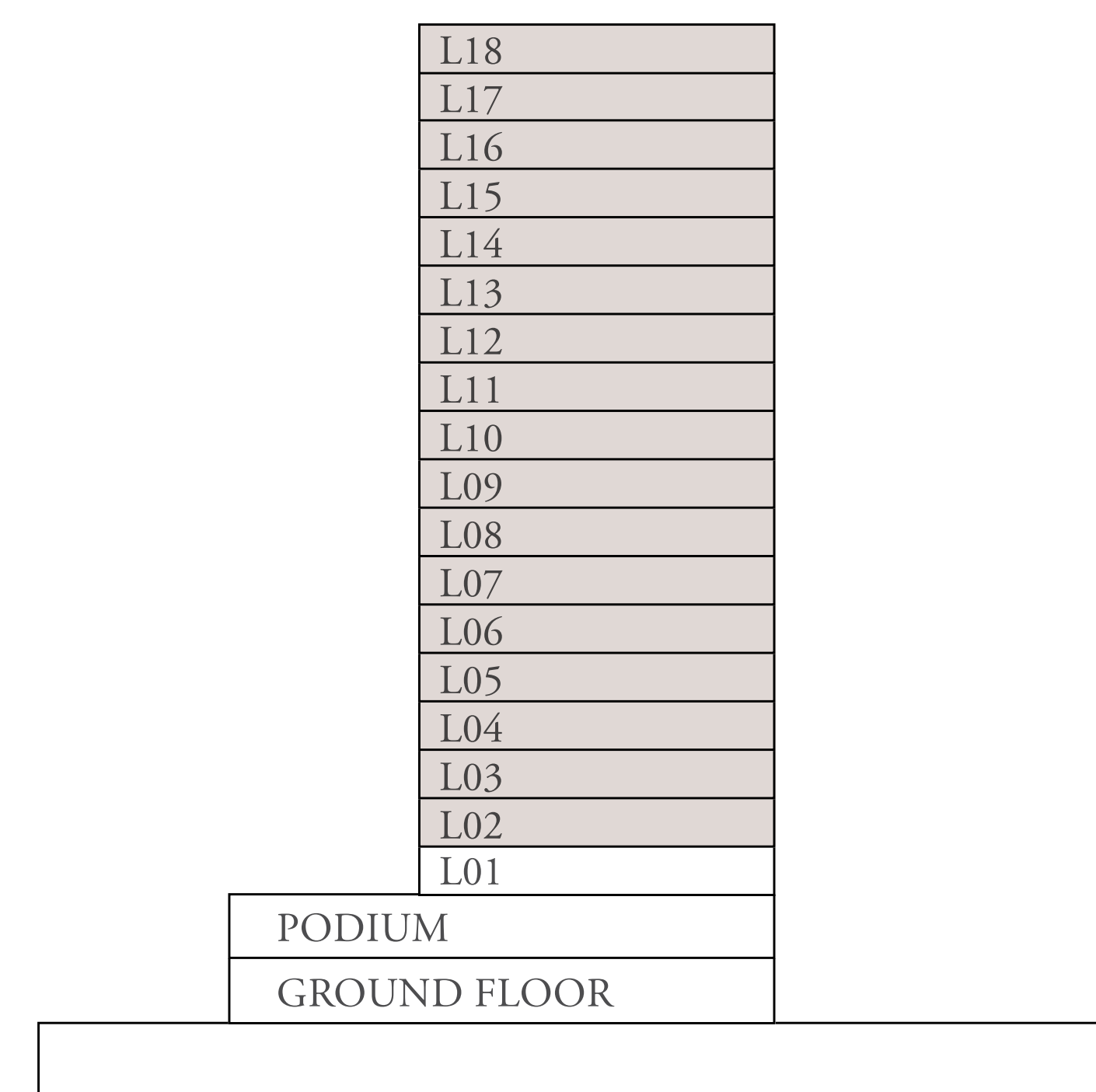
3 BEDROOM A.5

UNITS	PODIUM 1	-
	LEVEL 1	-
	LEVELS 2 TO 14	**03
	LEVEL 15 TO 18	**03

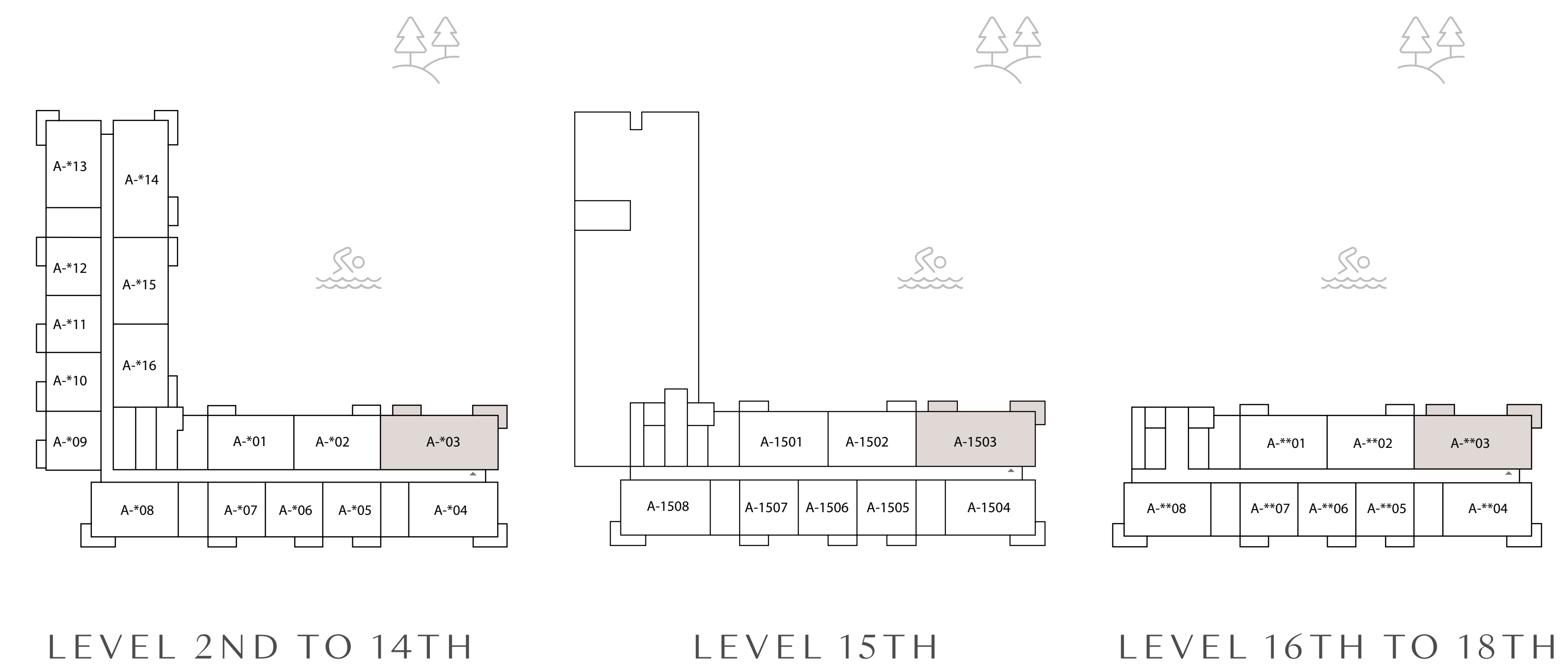
SUITE AREA	1353 SQ.FT.	125 SQ.M.
BALCONY AREA	173 SQ.FT.	16 SQ.M.
TOTAL AREA	1527 SQ.FT.	141 SQ.M.



KEY SECTION




KEY PLANS



FLOOR PLAN 1. All dimensions are in imperial and metric, and measured from finish to finish excluding construction tolerances. 2. All materials, dimensions, and drawings are approximate only. 3. Information is subject to change without notice, at developer's absolute discretion. 4. Actual area may vary from the stated area. 5. Drawings not to scale. 6. All images used are for illustrative purposes only and do not represent the actual size, features, specifications, fittings, and furnishings. 7. The developer reserves the right to make revisions / alterations, at it's absolute discretion, without any liability whatsoever.

FLOOR PLANS
TOWER B



ADDRESS
RESIDENCES
DUBAI HILLS ESTATE

EMAAR



**ADDRESS
RESIDENCES
DUBAI HILLS ESTATE**


TOWER B

1 BEDROOM A.1

UNITS	PODIUM 1	P04, P08
	LEVEL 1	107, 112
	LEVELS 2 TO 14	**07, **12,
	LEVEL 15 TO 17	**07, **12
	LEVEL 18 TO 21	**07
SUITE AREA	686 SQ.FT.	63 SQ.M.
BALCONY AREA	66 SQ.FT.	6 SQ.M.
TOTAL AREA	752 SQ.FT.	69 SQ.M.



KEY SECTION



KEY PLANS



FLOOR PLAN 1. All dimensions are in imperial and metric, and measured from finish to finish excluding construction tolerances. 2. All materials, dimensions, and drawings are approximate only. 3. Information is subject to change without notice, at developer's absolute discretion. 4. Actual area may vary from the stated area. 5. Drawings not to scale. 6. All images used are for illustrative purposes only and do not represent the actual size, features, specifications, fittings, and furnishings. 7. The developer reserves the right to make revisions / alterations, at it's absolute discretion, without any liability whatsoever.



ADDRESS
RESIDENCES
DUBAI HILLS ESTATE


TOWER B

1 BEDROOM A.2

UNITS	PODIUM 1	P02, P03, P05, P06, P07
	LEVEL 1	105, 106, 109, 110, 111
	LEVELS 2 TO 14	**05, **06, **09, **10, **11
	LEVEL 15 TO 17	**05, **6, **9, **10, **11
	LEVEL 18 TO 21	**05, **6
SUITE AREA	683 SQ.FT.	63 SQ.M.
BALCONY AREA	66 SQ.FT.	6 SQ.M.
TOTAL AREA	749 SQ.FT.	69 SQ.M.



KEY SECTION



KEY PLANS



FLOOR PLAN 1. All dimensions are in imperial and metric, and measured from finish to finish excluding construction tolerances. 2. All materials, dimensions, and drawings are approximate only. 3. Information is subject to change without notice, at developer's absolute discretion. 4. Actual area may vary from the stated area. 5. Drawings not to scale. 6. All images used are for illustrative purposes only and do not represent the actual size, features, specifications, fittings, and furnishings. 7. The developer reserves the right to make revisions / alterations, at it's absolute discretion, without any liability whatsoever.


ADDRESS
RESIDENCES
DUBAI HILLS ESTATE


TOWER B

1 BEDROOM B

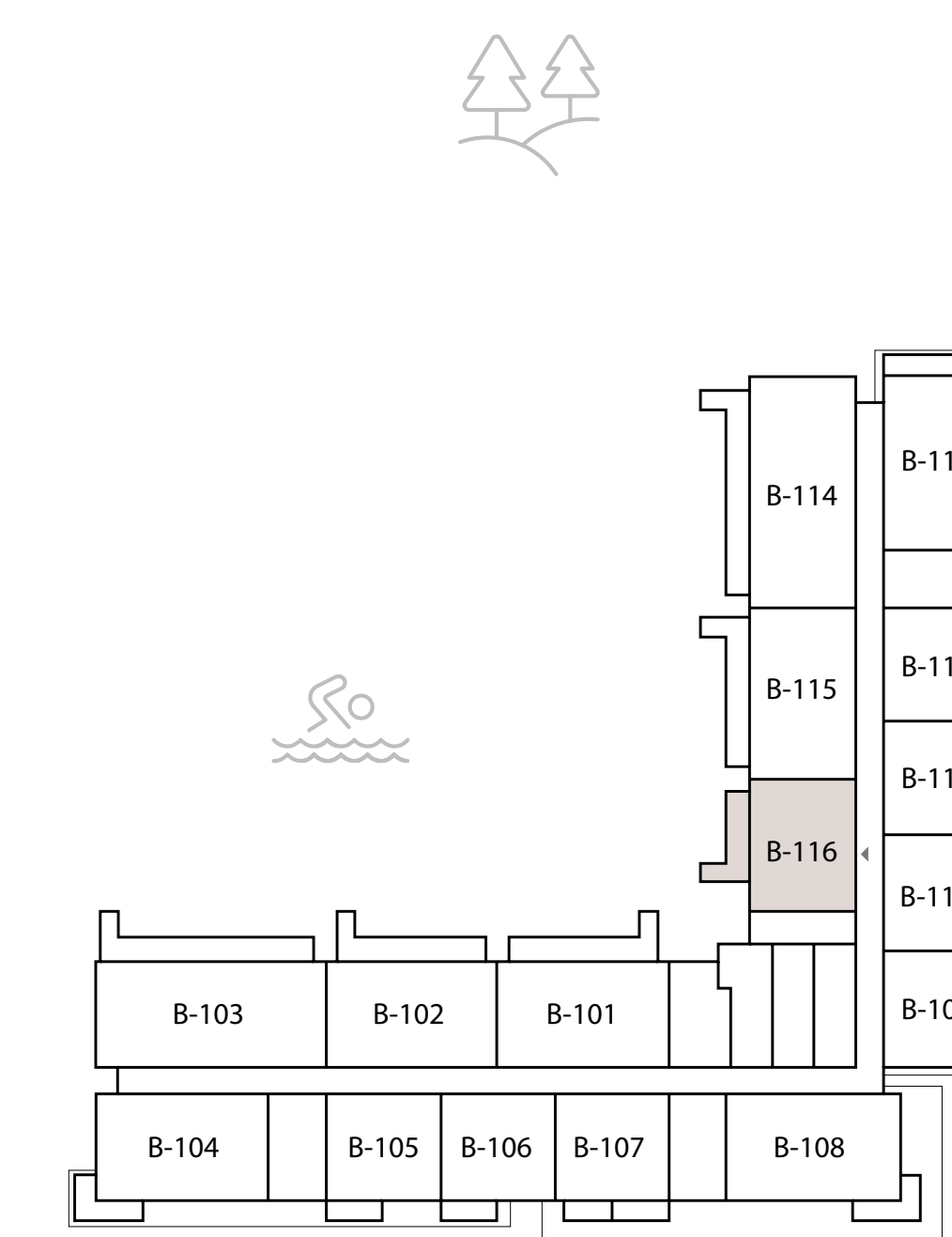
UNITS	PODIUM 1	-
	LEVEL 1	116
	LEVELS 2 TO 14	-
	LEVEL 15 TO 17	-
	LEVEL 18 TO 21	-

SUITE AREA	770 SQ.FT.	71 SQ.M.
BALCONY AREA	151 SQ.FT.	14 SQ.M.
TOTAL AREA	921 SQ.FT.	85 SQ.M.

KEY SECTION



KEY PLANS



LEVEL 1ST

FLOOR PLAN 1. All dimensions are in imperial and metric, and measured from finish to finish excluding construction tolerances. 2. All materials, dimensions, and drawings are approximate only. 3. Information is subject to change without notice, at developer's absolute discretion. 4. Actual area may vary from the stated area. 5. Drawings not to scale. 6. All images used are for illustrative purposes only and do not represent the actual size, features, specifications, fittings, and furnishings. 7. The developer reserves the right to make revisions / alterations, at it's absolute discretion, without any liability whatsoever.


ADDRESS
RESIDENCES
DUBAI HILLS ESTATE


TOWER B

2 BEDROOM A.1

UNITS	PODIUM 1	P01	
	LEVEL 1	104	
	LEVELS 2 TO 14	**04	
	LEVEL 15 TO 17	**04	
	LEVEL 18 TO 21	**04	
SUITE AREA		1029 SQ.FT.	95 SQ.M.
BALCONY AREA		108 SQ.FT.	10 SQ.M.
TOTAL AREA		1138 SQ.FT.	105 SQ.M.



KEY SECTION



KEY PLANS



FLOOR PLAN 1. All dimensions are in imperial and metric, and measured from finish to finish excluding construction tolerances. 2. All materials, dimensions, and drawings are approximate only. 3. Information is subject to change without notice, at developer's absolute discretion. 4. Actual area may vary from the stated area. 5. Drawings not to scale. 6. All images used are for illustrative purposes only and do not represent the actual size, features, specifications, fittings, and furnishings. 7. The developer reserves the right to make revisions / alterations, at it's absolute discretion, without any liability whatsoever.


ADDRESS
RESIDENCES
DUBAI HILLS ESTATE


TOWER B

2 BEDROOM A.2

UNITS	PODIUM 1	P09
	LEVEL 1	108, 113
	LEVELS 2 TO 14	**08, **13
	LEVEL 15 TO 17	**08, **13
	LEVEL 18 TO 21	**08
<hr/>		
SUITE AREA	1029 SQ.FT.	95 SQ.M.
<hr/>		
BALCONY AREA	108 SQ.FT.	10 SQ.M.
<hr/>		
TOTAL AREA	1138 SQ.FT.	105 SQ.M.



KEY SECTION



KEY PLANS



FLOOR PLAN 1. All dimensions are in imperial and metric, and measured from finish to finish excluding construction tolerances. 2. All materials, dimensions, and drawings are approximate only. 3. Information is subject to change without notice, at developer's absolute discretion. 4. Actual area may vary from the stated area. 5. Drawings not to scale. 6. All images used are for illustrative purposes only and do not represent the actual size, features, specifications, fittings, and furnishings. 7. The developer reserves the right to make revisions / alterations, at it's absolute discretion, without any liability whatsoever.


ADDRESS
RESIDENCES
DUBAI HILLS ESTATE

TOWER B

2 BEDROOM B.1

UNITS	PODIUM 1	-
	LEVEL 1	102
	LEVELS 2 TO 14	-
	LEVEL 15 TO 17	-
	LEVEL 18 TO 21	-

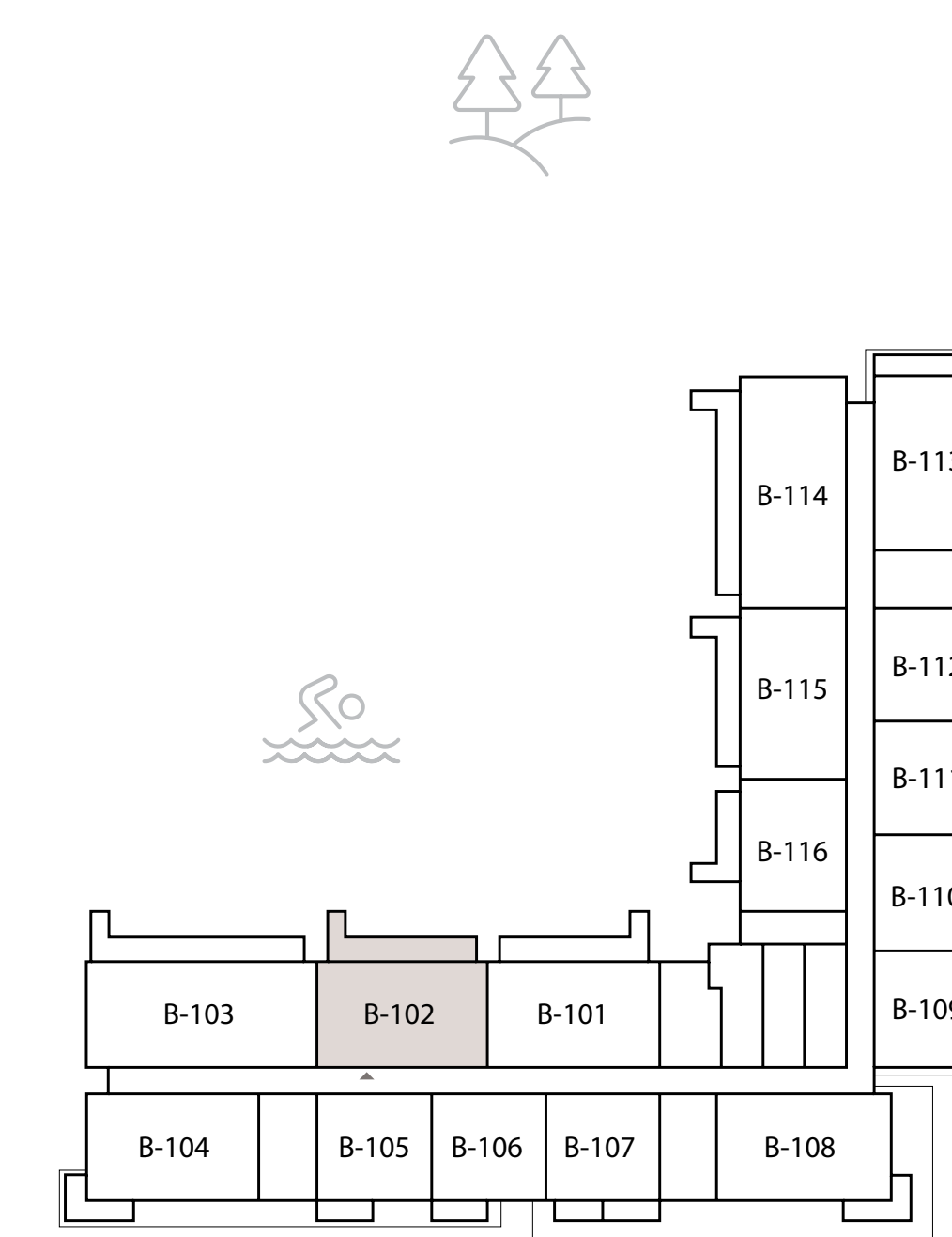
SUITE AREA	1024 SQ.FT.	95 SQ.M.
BALCONY AREA	237 SQ.FT.	22 SQ.M.
TOTAL AREA	1261 SQ.FT.	117 SQ.M.

KEY SECTION

L.21
L.20
L.19
L.18
L.17
L.16
L.15
L.14
L.13
L.12
L.11
L.10
L.09
L.08
L.07
L.06
L.05
L.04
L.03
L.02
L.01
PODIUM
GROUND FLOOR



KEY PLANS



LEVEL 1ST

FLOOR PLAN 1. All dimensions are in imperial and metric, and measured from finish to finish excluding construction tolerances. 2. All materials, dimensions, and drawings are approximate only. 3. Information is subject to change without notice, at developer's absolute discretion. 4. Actual area may vary from the stated area. 5. Drawings not to scale. 6. All images used are for illustrative purposes only and do not represent the actual size, features, specifications, fittings, and furnishings. 7. The developer reserves the right to make revisions / alterations, at it's absolute discretion, without any liability whatsoever.


ADDRESS
RESIDENCES
DUBAI HILLS ESTATE

TOWER B

2 BEDROOM B.2

UNITS	PODIUM 1	-
	LEVEL 1	101,115
	LEVELS 2 TO 14	-
	LEVEL 15 TO 17	-
	LEVEL 18 TO 21	-

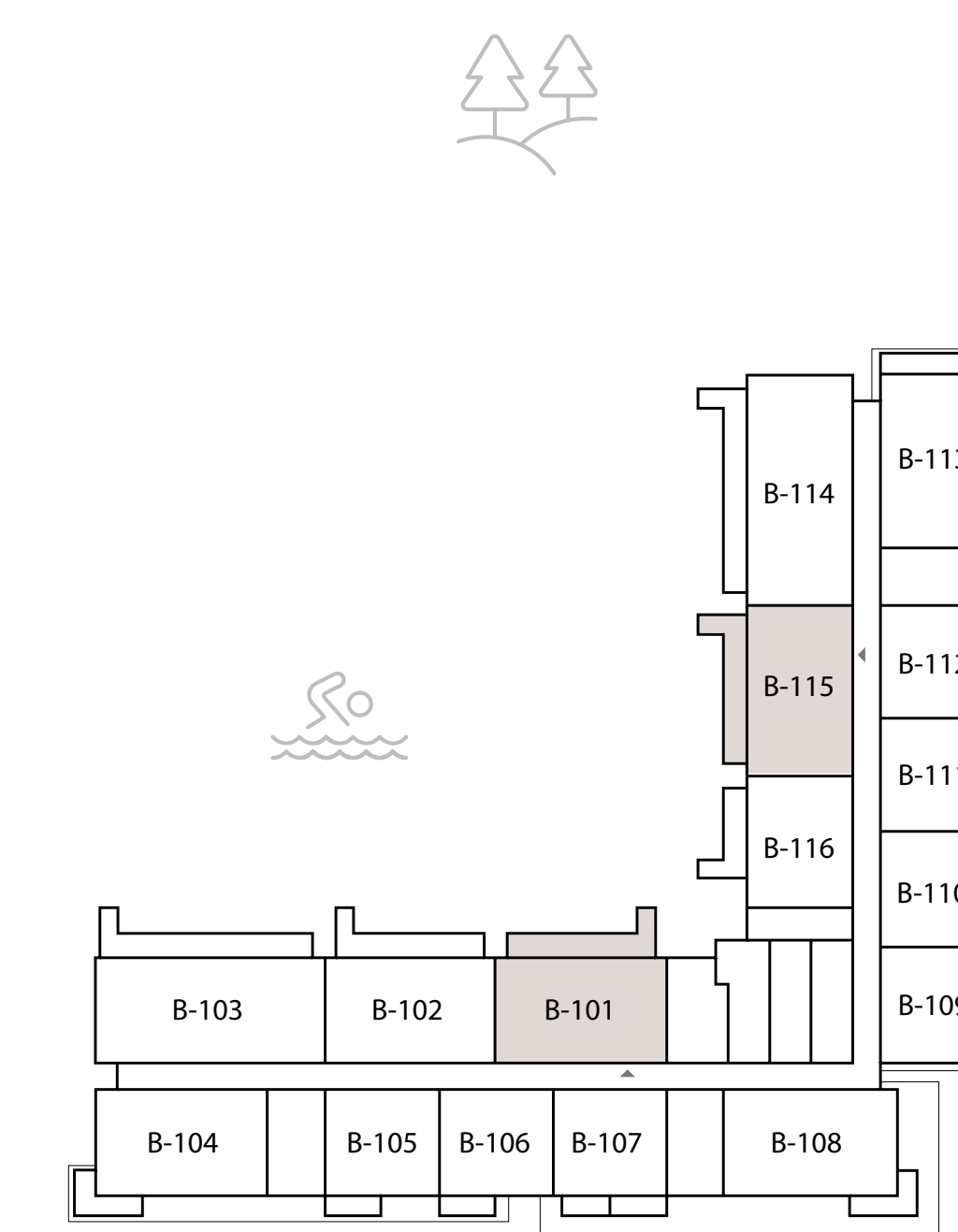
SUITE AREA	1024 SQ.FT.	95 SQ.M.
BALCONY AREA	231 SQ.FT.	21 SQ.M.
TOTAL AREA	1256 SQ.FT.	116 SQ.M.

KEY SECTION

L.21
L.20
L.19
L.18
L.17
L.16
L.15
L.14
L.13
L.12
L.11
L.10
L.09
L.08
L.07
L.06
L.05
L.04
L.03
L.02
L.01
PODIUM
GROUND FLOOR



KEY PLANS



LEVEL 1ST

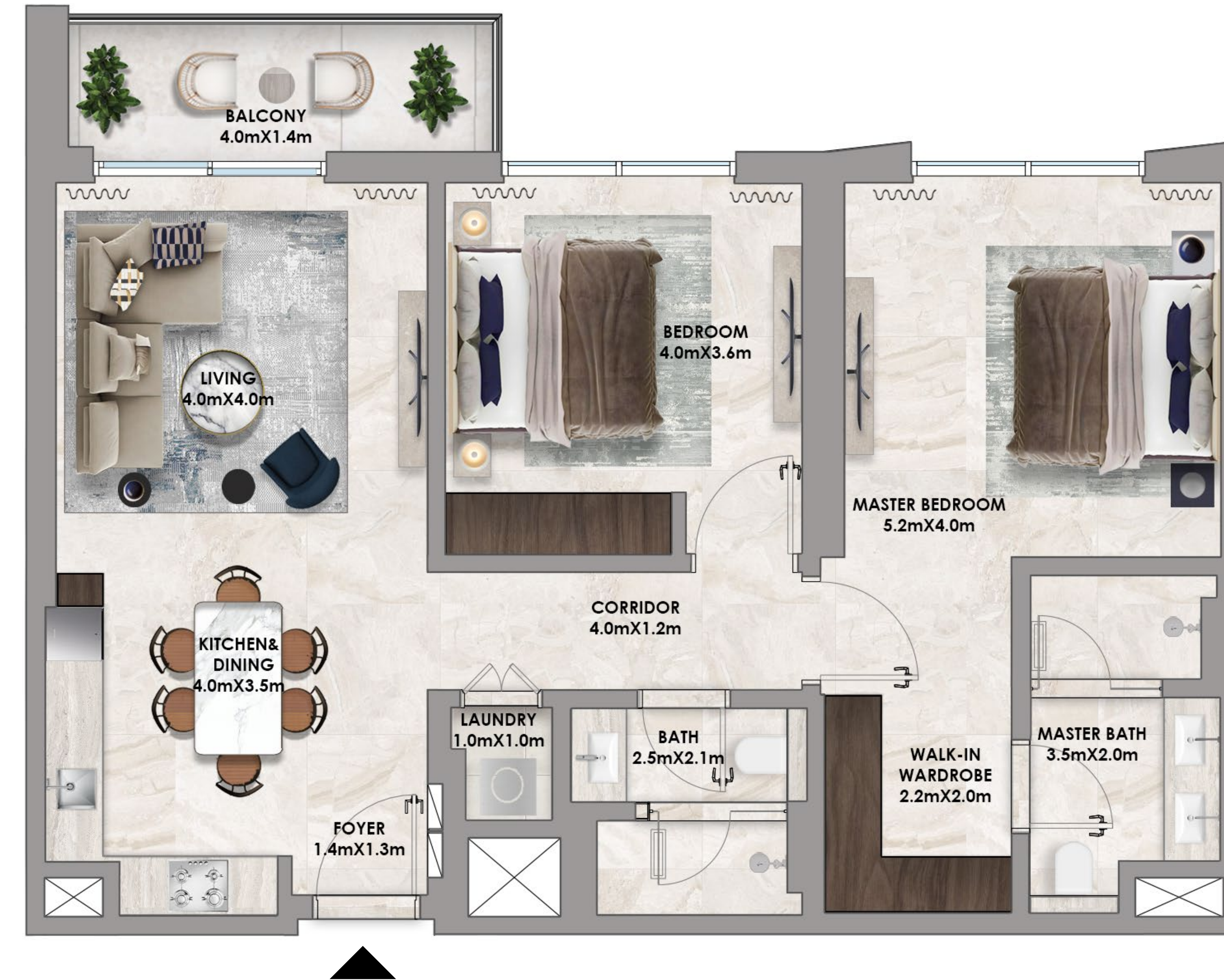
FLOOR PLAN 1. All dimensions are in imperial and metric, and measured from finish to finish excluding construction tolerances. 2. All materials, dimensions, and drawings are approximate only. 3. Information is subject to change without notice, at developer's absolute discretion. 4. Actual area may vary from the stated area. 5. Drawings not to scale. 6. All images used are for illustrative purposes only and do not represent the actual size, features, specifications, fittings, and furnishings. 7. The developer reserves the right to make revisions / alterations, at it's absolute discretion, without any liability whatsoever.


ADDRESS
RESIDENCES
DUBAI HILLS ESTATE


TOWER B

2 BEDROOM B.3

UNITS	PODIUM 1	-
	LEVEL 1	-
	LEVELS 2 TO 14	**16
	LEVEL 15 TO 17	**16
	LEVEL 18 TO 21	-
SUITE AREA	998 SQ.FT.	92 SQ.M.
BALCONY AREA	76 SQ.FT.	7 SQ.M.
TOTAL AREA	1074 SQ.FT.	99 SQ.M.



KEY SECTION



KEY PLANS



FLOOR PLAN 1. All dimensions are in imperial and metric, and measured from finish to finish excluding construction tolerances. 2. All materials, dimensions, and drawings are approximate only. 3. Information is subject to change without notice, at developer's absolute discretion. 4. Actual area may vary from the stated area. 5. Drawings not to scale. 6. All images used are for illustrative purposes only and do not represent the actual size, features, specifications, fittings, and furnishings. 7. The developer reserves the right to make revisions / alterations, at it's absolute discretion, without any liability whatsoever.



**ADDRESS
RESIDENCES
DUBAI HILLS ESTATE**


TOWER B

2 BEDROOM B.4

UNITS	PODIUM 1	-
	LEVEL 1	-
	LEVELS 2 TO 14	**15
	LEVEL 15 TO 17	**15
	LEVEL 18 TO 21	-
SUITE AREA	1025 SQ.FT.	95 SQ.M.
BALCONY AREA	66 SQ.FT.	6 SQ.M.
TOTAL AREA	1091 SQ.FT.	101 SQ.M.



KEY SECTION



KEY PLANS



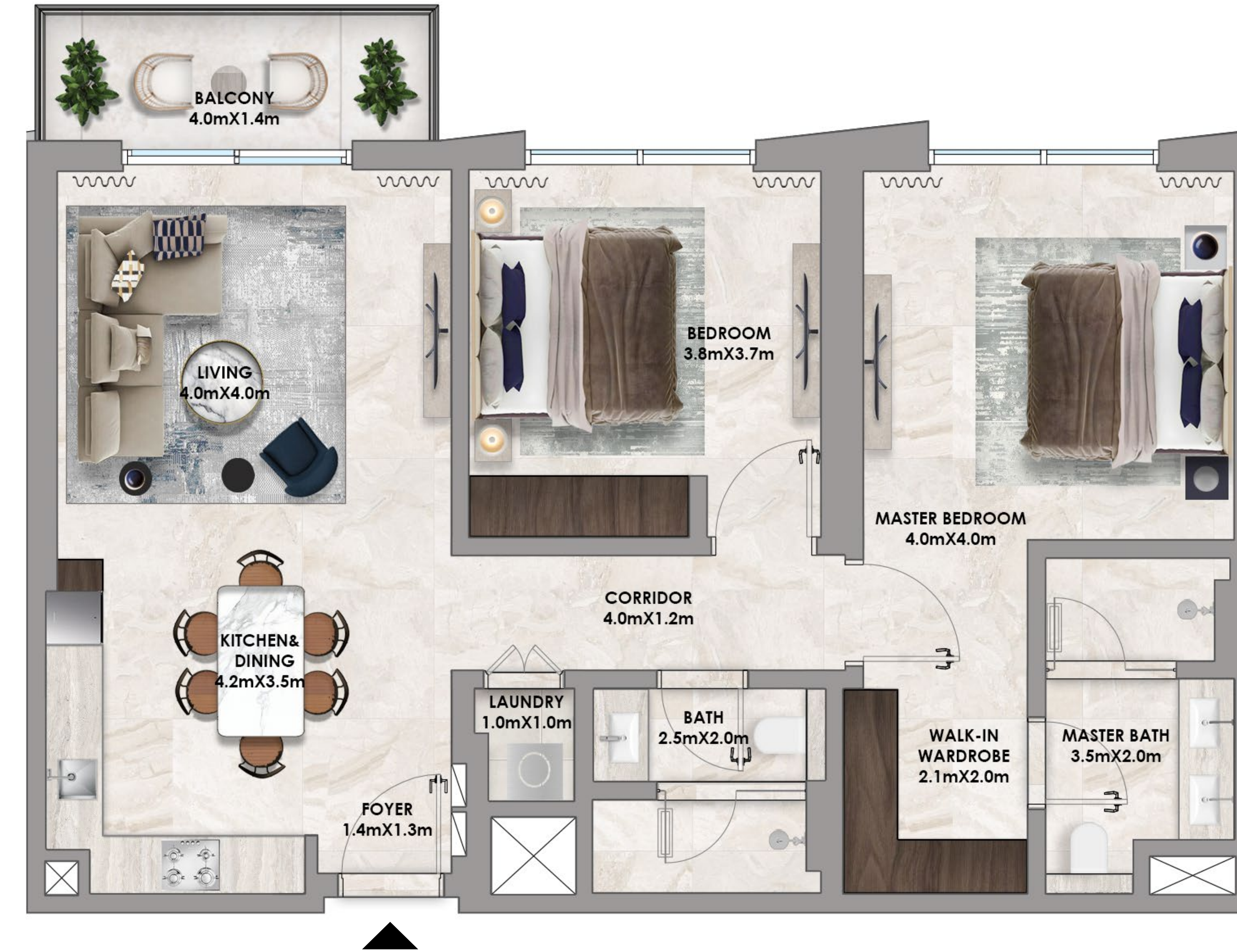
FLOOR PLAN 1. All dimensions are in imperial and metric, and measured from finish to finish excluding construction tolerances. 2. All materials, dimensions, and drawings are approximate only. 3. Information is subject to change without notice, at developer's absolute discretion. 4. Actual area may vary from the stated area. 5. Drawings not to scale. 6. All images used are for illustrative purposes only and do not represent the actual size, features, specifications, fittings, and furnishings. 7. The developer reserves the right to make revisions / alterations, at it's absolute discretion, without any liability whatsoever.


ADDRESS
RESIDENCES
DUBAI HILLS ESTATE


TOWER B

2 BEDROOM B.5

UNITS	PODIUM 1	-
	LEVEL 1	-
	LEVELS 2 TO 14	**02
	LEVEL 15 TO 17	**02
	LEVEL 18 TO 21	**02
SUITE AREA	1025 SQ.FT.	95 SQ.M.
BALCONY AREA	66 SQ.FT.	6 SQ.M.
TOTAL AREA	1091 SQ.FT.	101 SQ.M.



KEY SECTION



KEY PLANS



FLOOR PLAN 1. All dimensions are in imperial and metric, and measured from finish to finish excluding construction tolerances. 2. All materials, dimensions, and drawings are approximate only. 3. Information is subject to change without notice, at developer's absolute discretion. 4. Actual area may vary from the stated area. 5. Drawings not to scale. 6. All images used are for illustrative purposes only and do not represent the actual size, features, specifications, fittings, and furnishings. 7. The developer reserves the right to make revisions / alterations, at it's absolute discretion, without any liability whatsoever.



ADDRESS
RESIDENCES
DUBAI HILLS ESTATE


TOWER B

2 BEDROOM B.6

UNITS	PODIUM 1	-
	LEVEL 1	-
	LEVELS 2 TO 14	**01
	LEVEL 15 TO 17	**01
	LEVEL 18 TO 21	**01
SUITE AREA	1025 SQ.FT.	95 SQ.M.
BALCONY AREA	66 SQ.FT.	6 SQ.M.
TOTAL AREA	1092 SQ.FT.	101 SQ.M.



KEY SECTION



KEY PLANS



FLOOR PLAN 1. All dimensions are in imperial and metric, and measured from finish to finish excluding construction tolerances. 2. All materials, dimensions, and drawings are approximate only. 3. Information is subject to change without notice, at developer's absolute discretion. 4. Actual area may vary from the stated area. 5. Drawings not to scale. 6. All images used are for illustrative purposes only and do not represent the actual size, features, specifications, fittings, and furnishings. 7. The developer reserves the right to make revisions / alterations, at it's absolute discretion, without any liability whatsoever.

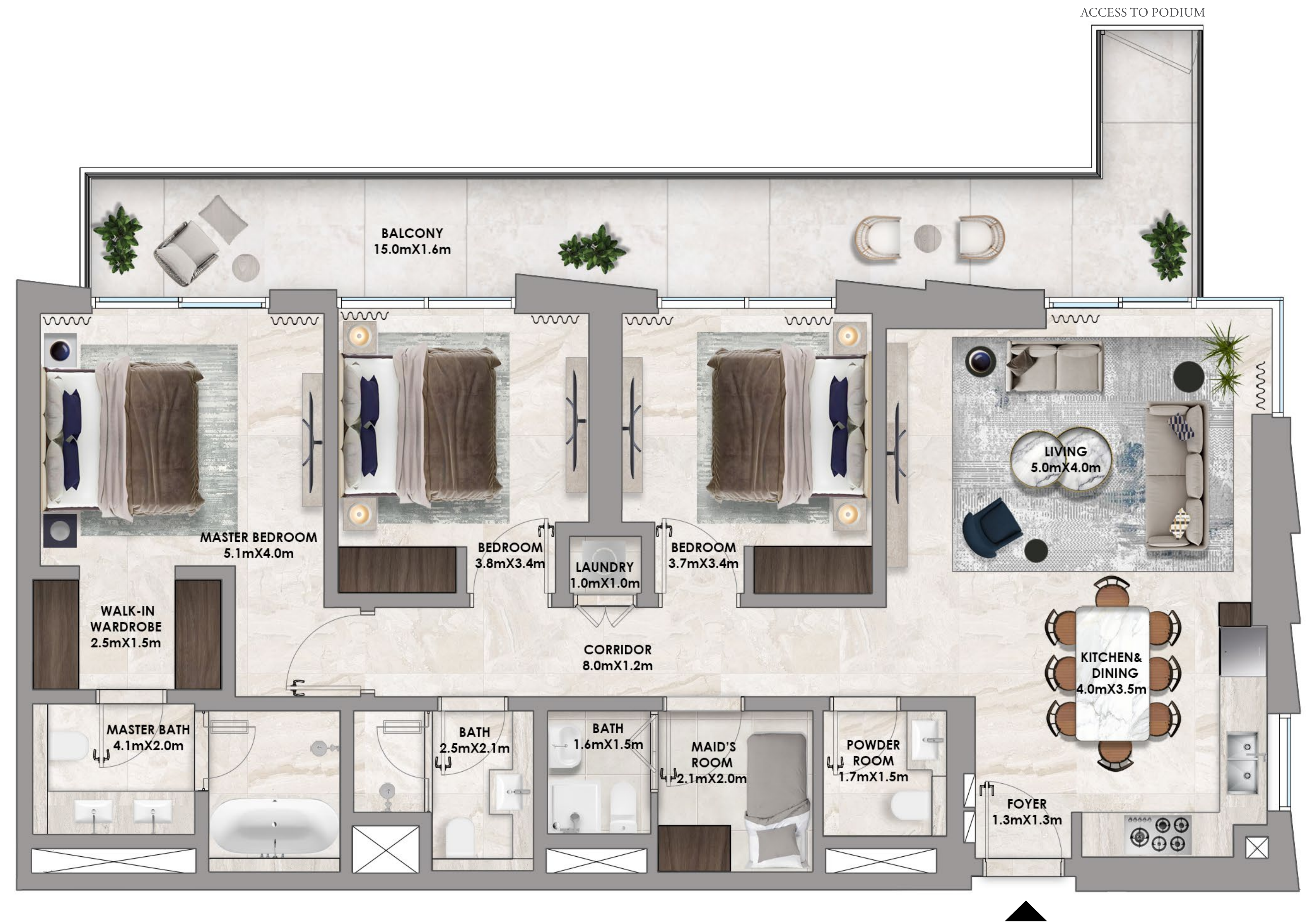


ADDRESS
RESIDENCES
DUBAI HILLS ESTATE

TOWER B

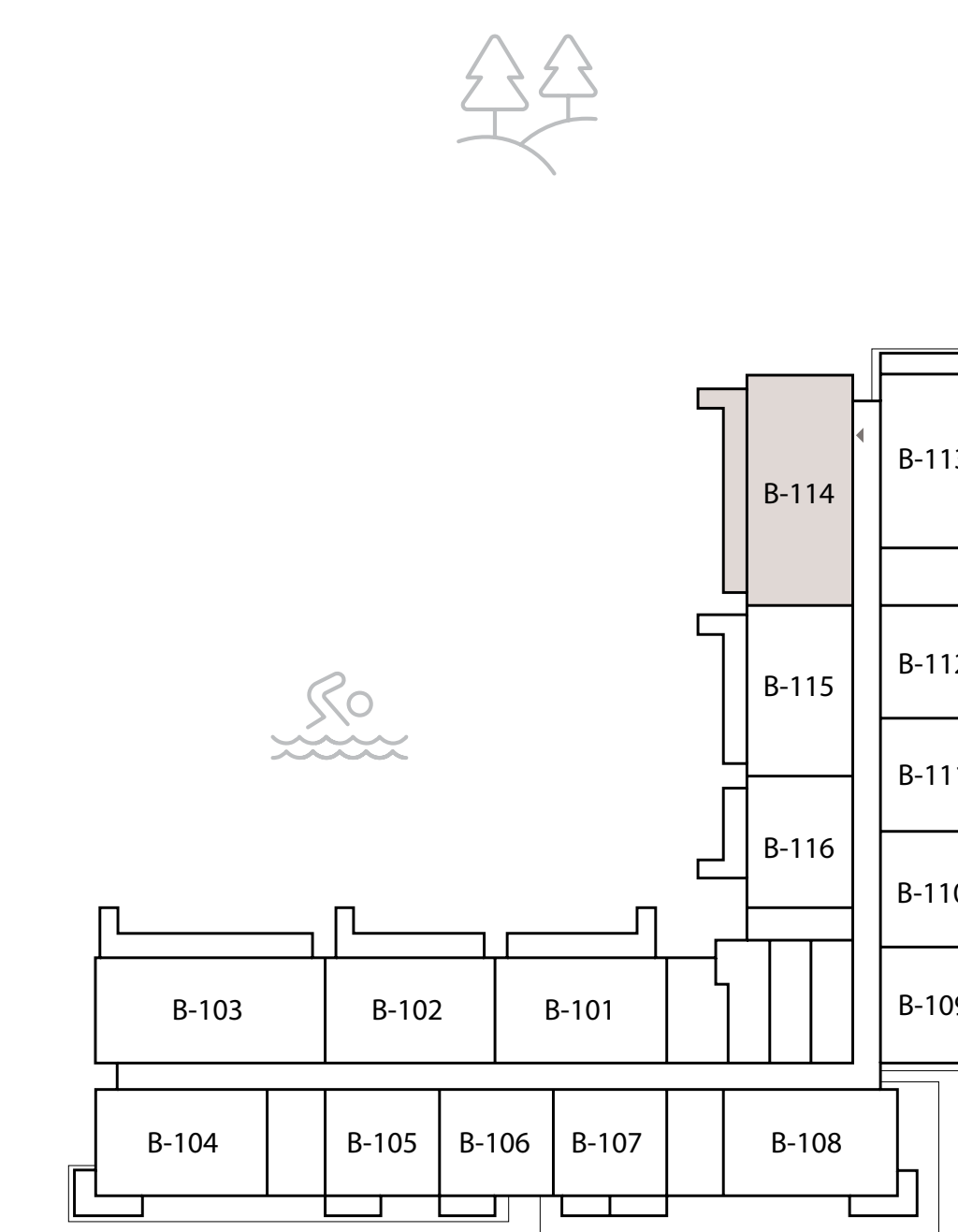
3 BEDROOM A.2

UNITS	PODIUM 1	-	
	LEVEL 1	-	114
	LEVELS 2 TO 14	-	
	LEVEL 15 TO 17	-	
	LEVEL 18 TO 21	-	
SUITE AREA		1353 SQ.FT.	125 SQ.M.
BALCONY AREA		300 SQ.FT.	27 SQ.M.
TOTAL AREA		1653 SQ.FT.	153 SQ.M.

KEY SECTION



KEY PLANS



LEVEL 1ST

FLOOR PLAN 1. All dimensions are in imperial and metric, and measured from finish to finish excluding construction tolerances. 2. All materials, dimensions, and drawings are approximate only. 3. Information is subject to change without notice, at developer's absolute discretion. 4. Actual area may vary from the stated area. 5. Drawings not to scale. 6. All images used are for illustrative purposes only and do not represent the actual size, features, specifications, fittings, and furnishings. 7. The developer reserves the right to make revisions / alterations, at it's absolute discretion, without any liability whatsoever.


ADDRESS
RESIDENCES
DUBAI HILLS ESTATE

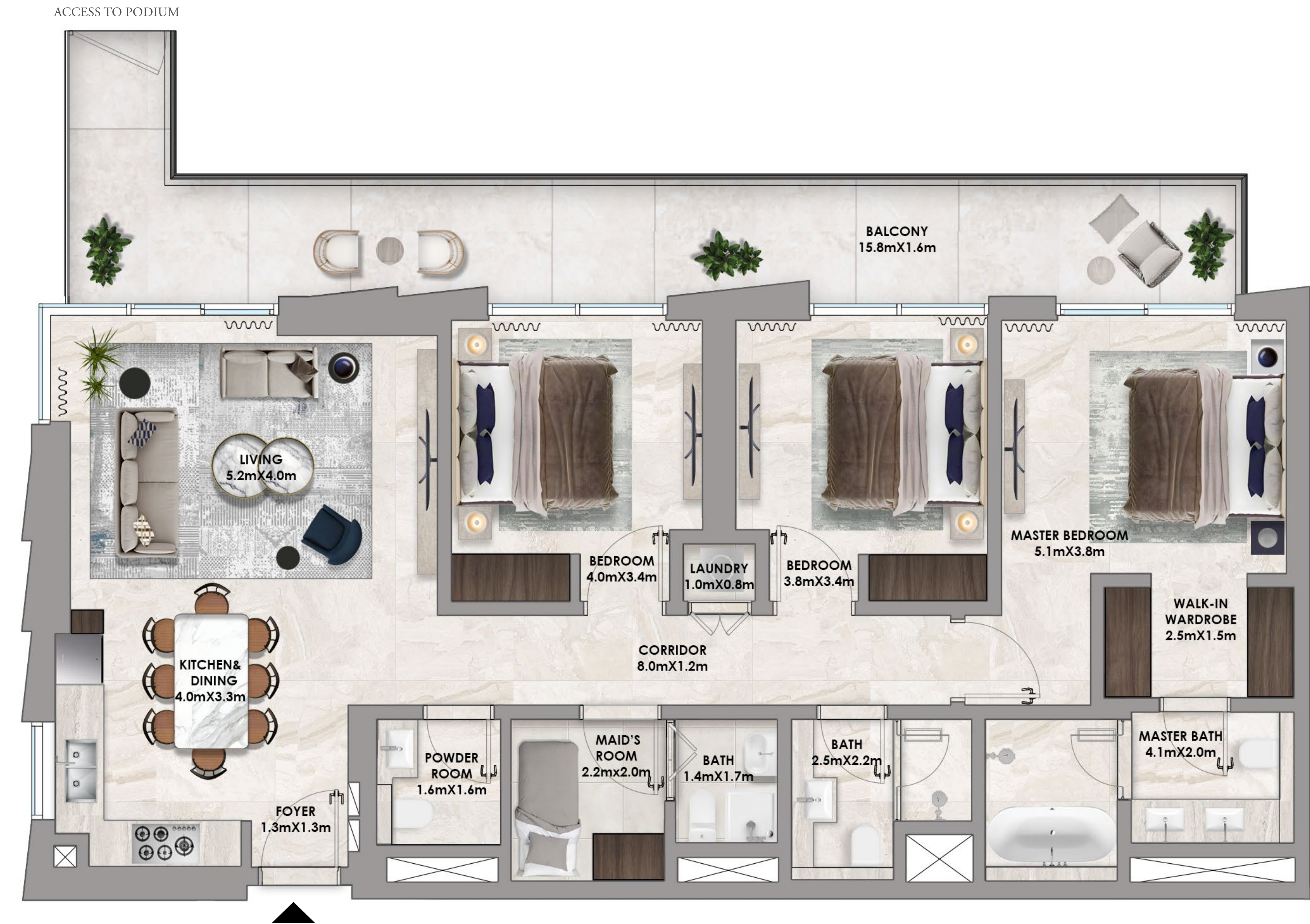
TOWER B

3 BEDROOM A.3

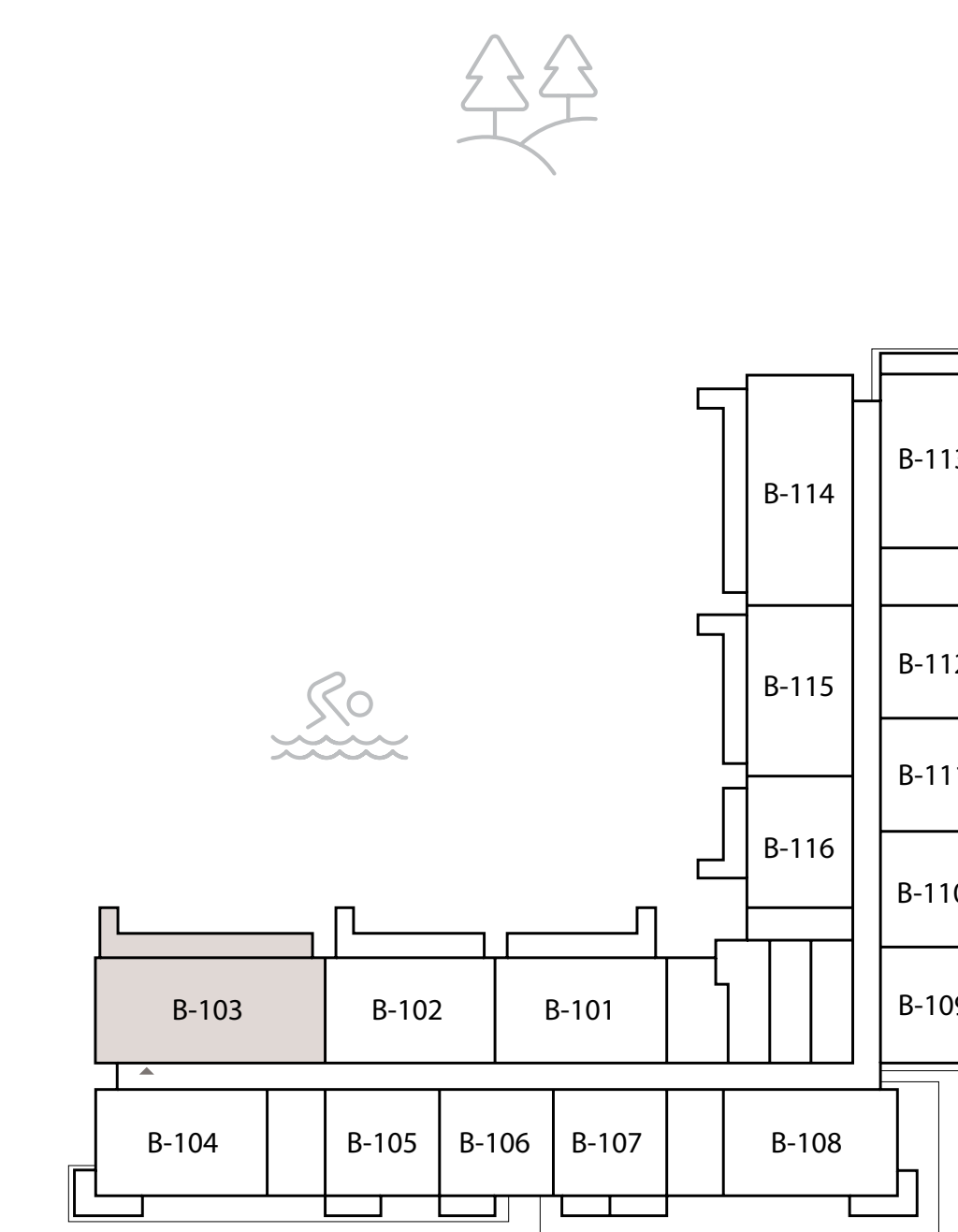
UNITS	PODIUM 1	-
	LEVEL 1	103
	LEVELS 2 TO 14	-
	LEVEL 15 TO 17	-
	LEVEL 18 TO 21	-
SUITE AREA	1353 SQ.FT.	125 SQ.M.
BALCONY AREA	334 SQ.FT.	31 SQ.M.
TOTAL AREA	1688 SQ.FT.	156 SQ.M.

KEY SECTION

L.21
L.20
L.19
L.18
L.17
L.16
L.15
L.14
L.13
L.12
L.11
L.10
L.09
L.08
L.07
L.06
L.05
L.04
L.03
L.02
L.01
PODIUM
GROUND FLOOR



KEY PLANS



LEVEL 1ST

FLOOR PLAN 1. All dimensions are in imperial and metric, and measured from finish to finish excluding construction tolerances. 2. All materials, dimensions, and drawings are approximate only. 3. Information is subject to change without notice, at developer's absolute discretion. 4. Actual area may vary from the stated area. 5. Drawings not to scale. 6. All images used are for illustrative purposes only and do not represent the actual size, features, specifications, fittings, and furnishings. 7. The developer reserves the right to make revisions / alterations, at it's absolute discretion, without any liability whatsoever.


ADDRESS
RESIDENCES
DUBAI HILLS ESTATE


TOWER B

3 BEDROOM A.4

UNITS	PODIUM 1	-
	LEVEL 1	-
	LEVELS 2 TO 14	**03
	LEVEL 15 TO 17	**03
	LEVEL 18 TO 21	**03
SUITE AREA	1353 SQ.FT.	125 SQ.M.
BALCONY AREA	173 SQ.FT.	16 SQ.M.
TOTAL AREA	1527 SQ.FT.	141 SQ.M.



KEY SECTION



KEY PLANS



FLOOR PLAN 1. All dimensions are in imperial and metric, and measured from finish to finish excluding construction tolerances. 2. All materials, dimensions, and drawings are approximate only. 3. Information is subject to change without notice, at developer's absolute discretion. 4. Actual area may vary from the stated area. 5. Drawings not to scale. 6. All images used are for illustrative purposes only and do not represent the actual size, features, specifications, fittings, and furnishings. 7. The developer reserves the right to make revisions / alterations, at it's absolute discretion, without any liability whatsoever.


ADDRESS
RESIDENCES
DUBAI HILLS ESTATE


TOWER B

3 BEDROOM A.5

UNITS	PODIUM 1	-	
	LEVEL 1	-	
	LEVELS 2 TO 14	**14	
	LEVEL 15 TO 17	**14	
	LEVEL 18 TO 21	-	
SUITE AREA		1353 SQ.FT.	125 SQ.M.
BALCONY AREA		173 SQ.FT.	16 SQ.M.
TOTAL AREA		1527 SQ.FT.	141 SQ.M.



KEY SECTION



KEY PLANS



FLOOR PLAN 1. All dimensions are in imperial and metric, and measured from finish to finish excluding construction tolerances. 2. All materials, dimensions, and drawings are approximate only. 3. Information is subject to change without notice, at developer's absolute discretion. 4. Actual area may vary from the stated area. 5. Drawings not to scale. 6. All images used are for illustrative purposes only and do not represent the actual size, features, specifications, fittings, and furnishings. 7. The developer reserves the right to make revisions / alterations, at it's absolute discretion, without any liability whatsoever.