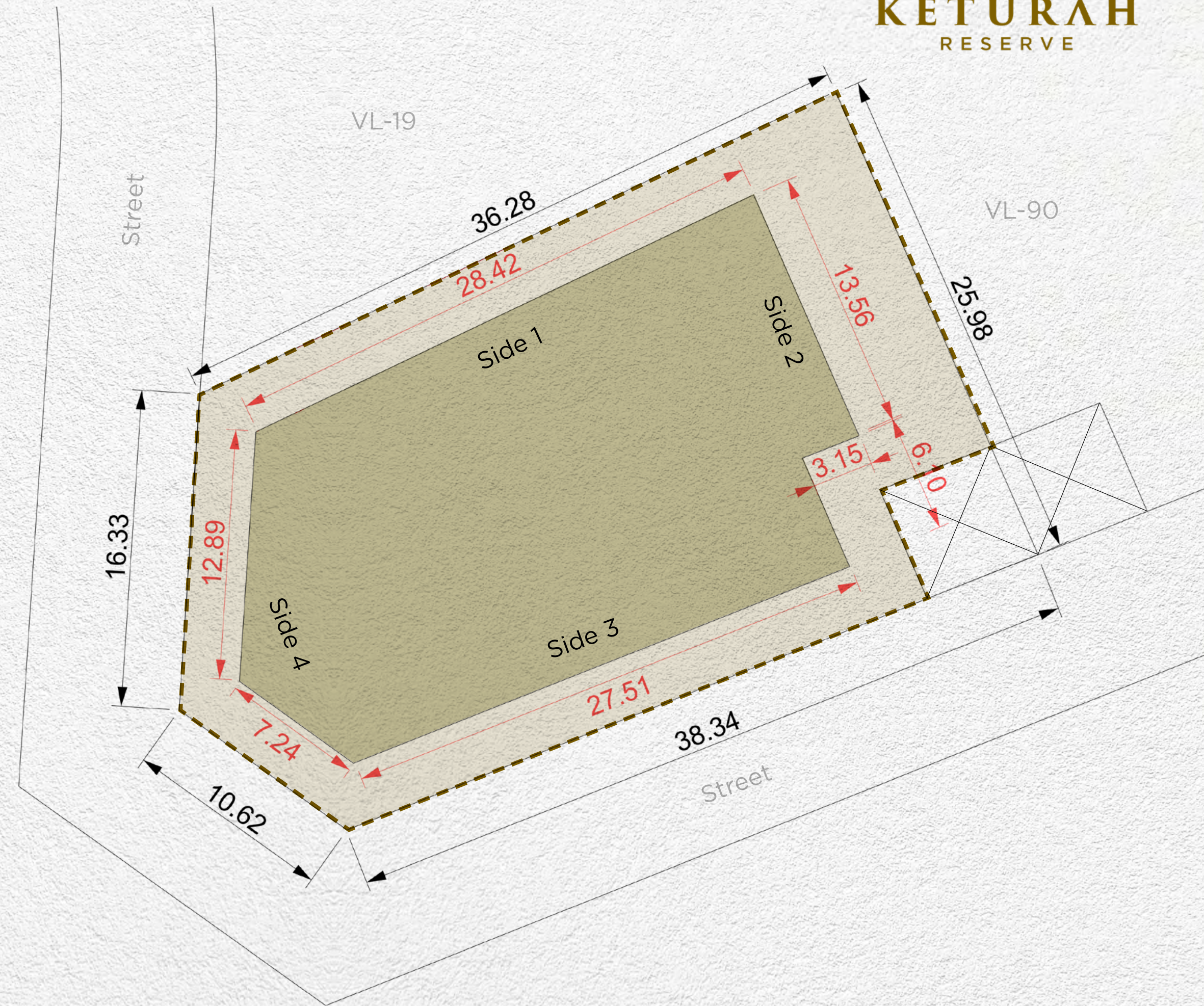


- MAX. BUILDING ENVELOPE
- MAX. BASEMENT ENVELOPE
- PLOT BOUNDARY
- PLOT DIMENSIONS
- BUILDING DIMENSIONS
- SUBSTATIONS

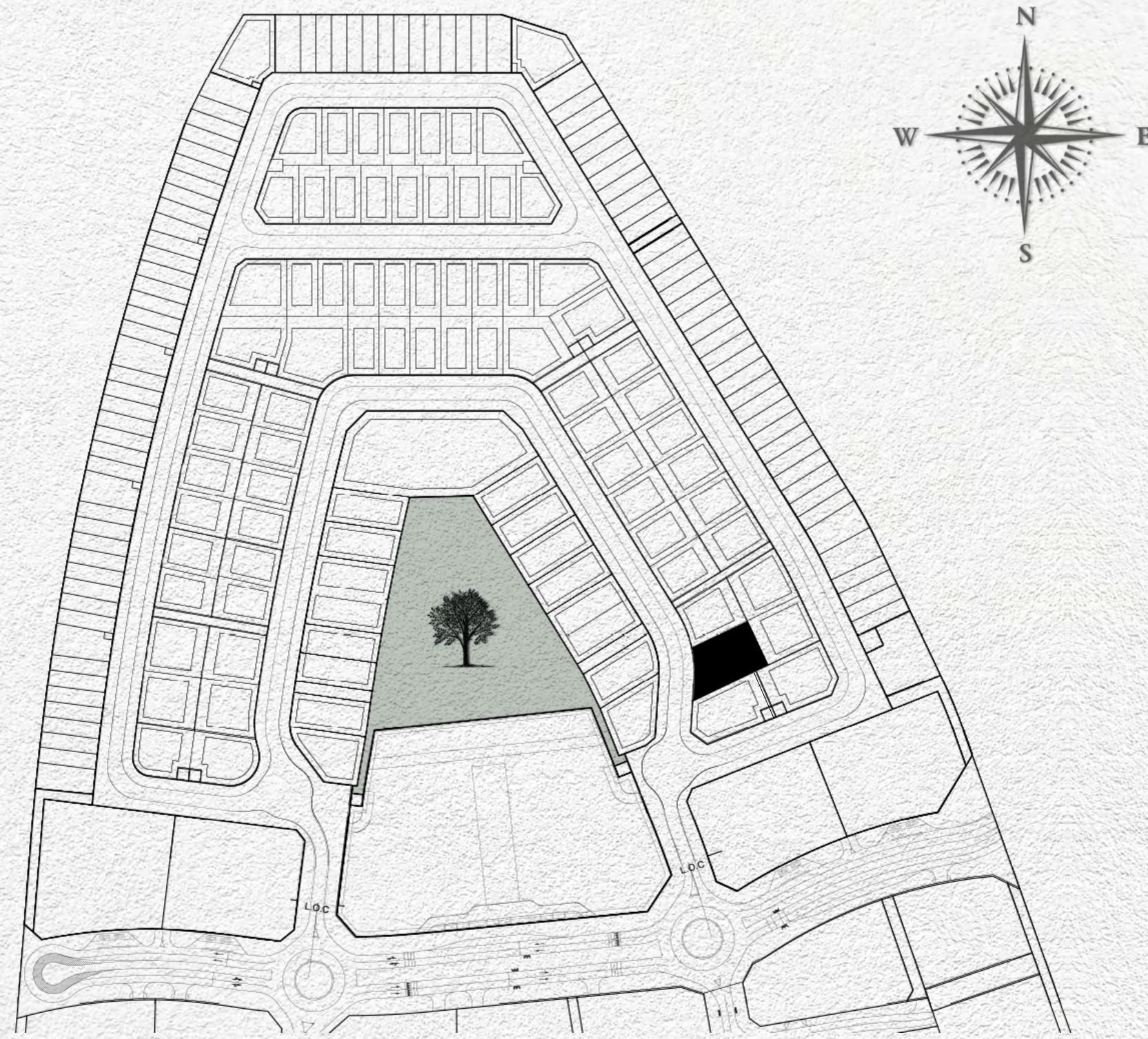


<b>Plot Number</b>	VL-18	
<b>Land Use</b>	Residential: Villa	
<b>Plot Area</b>	960.49 sq.m	10,338.62 sq.ft
<b>Max. GFA</b>	700.00 sq.m	7,534.73 sq.ft
<b>Max. Height</b>	B (optional) + G + 2 + Roof	
<b>Max. Plot Coverage</b>	572.00 sq.m	6,156.95 sq.ft

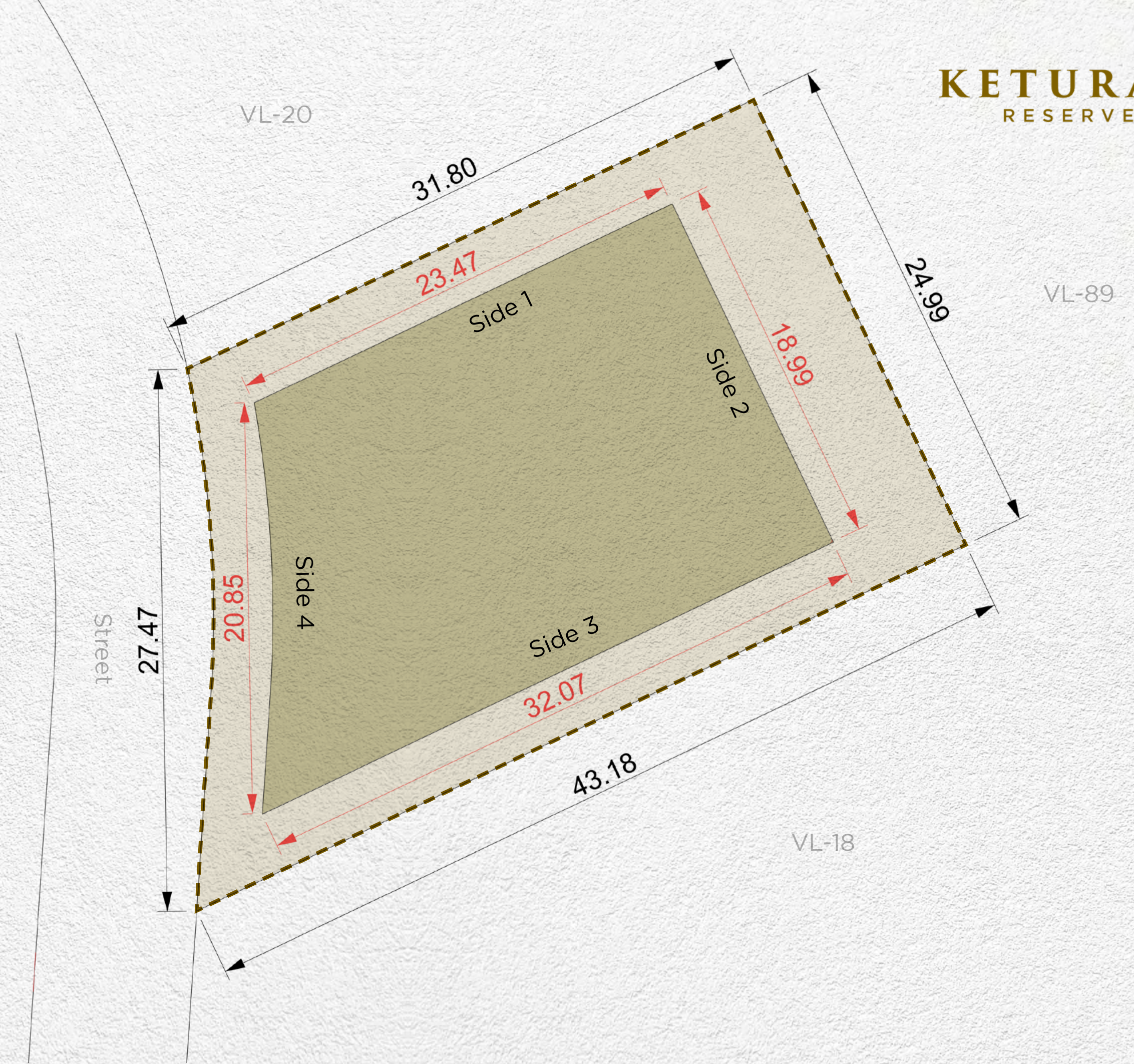
Setback			
Side 1	Side 2	Side 3	Side 4
3m	6m	3m	3m

**Disclaimer:** All areas, dimensions, numbering and drawings are preliminary and proposed only, actual areas may vary from the stated area, and sizes are not to scale. The Developer reserves the right to make revisions/alterations to the plans at its sole and absolute discretion, without prior notice and without any liability whatsoever. Plot development and design guidelines as published and as amended by the developer from time to time will apply and need to be adhered to.





- MAX. BUILDING ENVELOPE
- MAX. BASEMENT ENVELOPE
- PLOT BOUNDARY
- PLOT DIMENSIONS
- BUILDING DIMENSIONS
- SUBSTATIONS

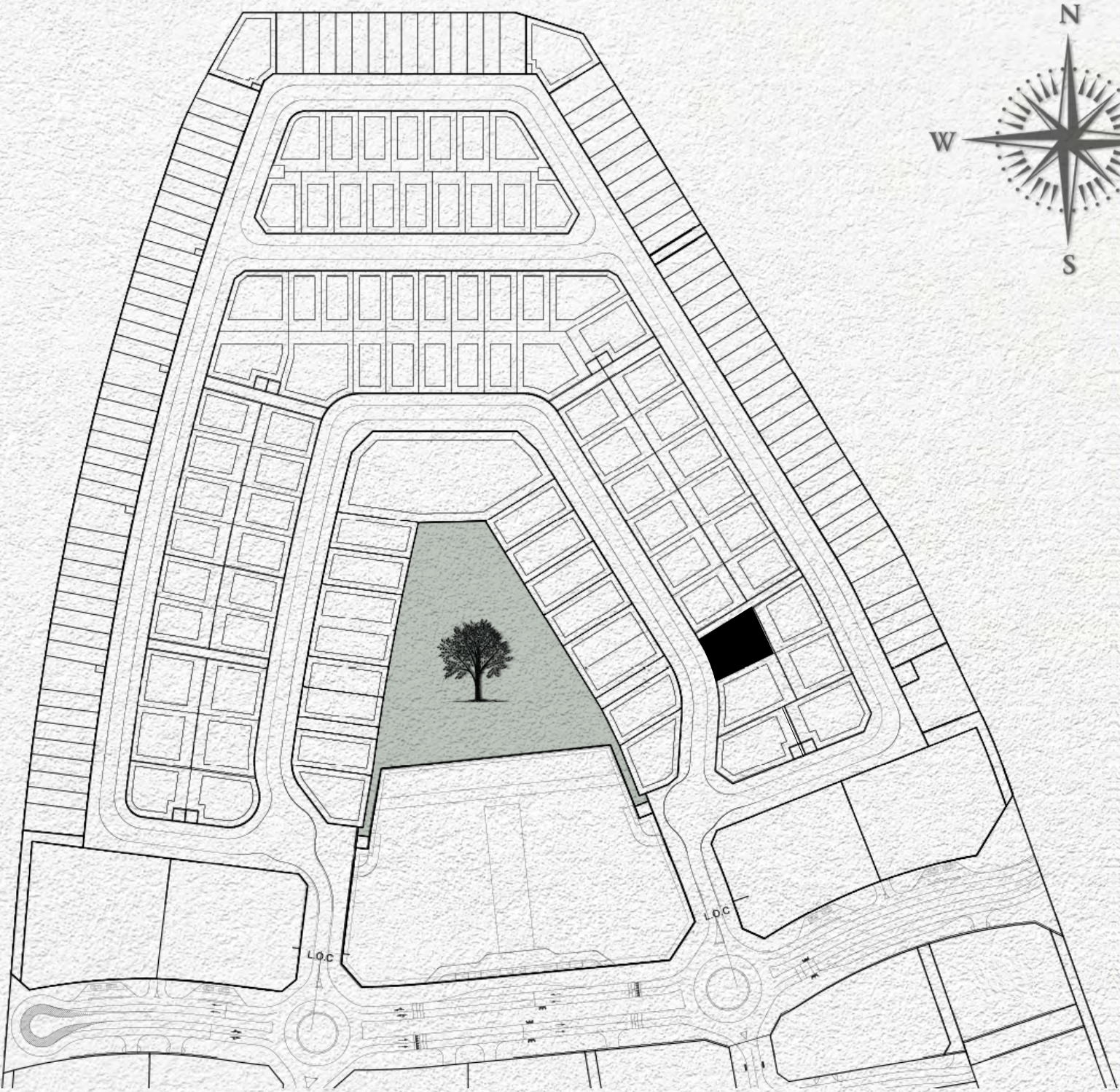


<b>Plot Number</b>	VL-19	
<b>Land Use</b>	Residential: Villa	
<b>Plot Area</b>	918.39 sq.m	9,885.46 sq.ft
<b>Max. GFA</b>	918.39 sq.m	9,885.46 sq.ft
<b>Max. Height</b>	B (optional) + G + 2 + Roof	
<b>Max. Plot Coverage</b>	375.00 sq.m	4,036.46 sq.ft

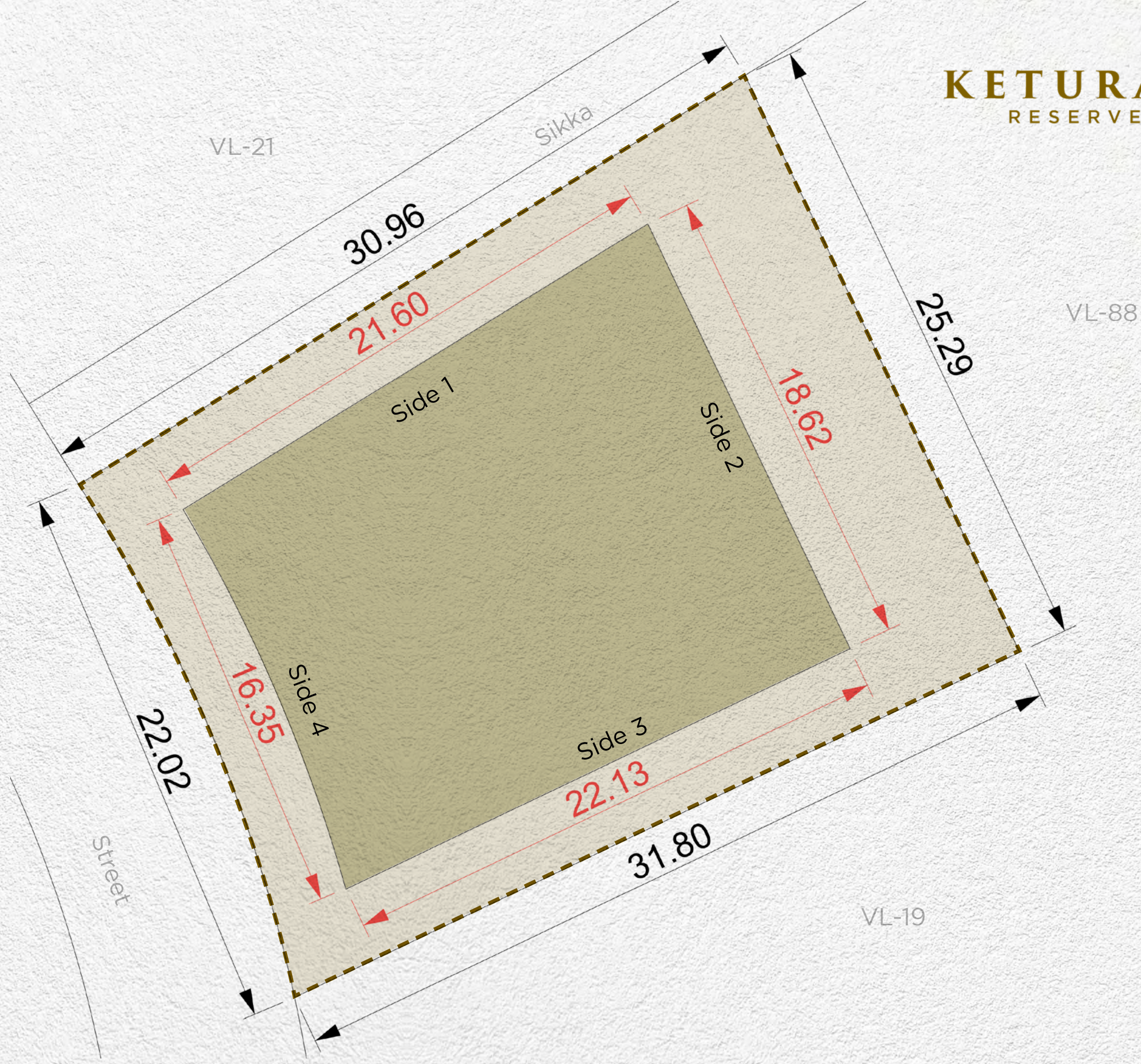
<b>Setback</b>			
Side 1	Side 2	Side 3	Side 4
3m	6m	3m	6m

**Disclaimer:** All areas, dimensions, numbering and drawings are preliminary and proposed only, actual areas may vary from the stated area, and sizes are not to scale. The Developer reserves the right to make revisions/alterations to the plans at its sole and absolute discretion, without prior notice and without any liability whatsoever. Plot development and design guidelines as published and as amended by the developer from time to time will apply and need to be adhered to.





- MAX. BUILDING ENVELOPE
- MAX. BASEMENT ENVELOPE
- PLOT BOUNDARY
- PLOT DIMENSIONS
- BUILDING DIMENSIONS
- SUBSTATIONS

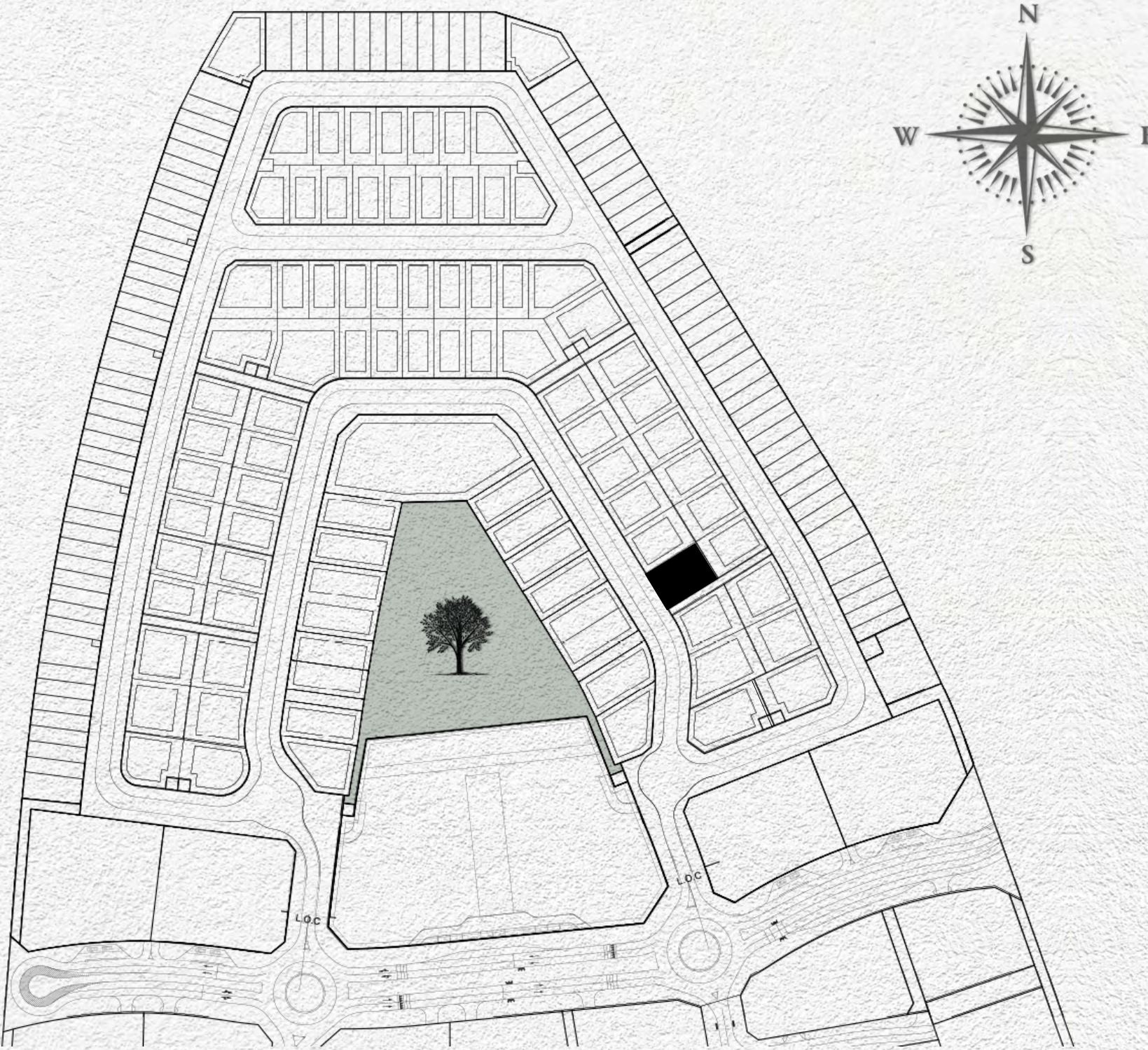


<b>Plot Number</b>	VL-20	
<b>Land Use</b>	Residential: Villa	
<b>Plot Area</b>	719.52 sq.m	7,744.84 sq.ft
<b>Max. GFA</b>	719.52 sq.m	7,744.84 sq.ft
<b>Max. Height</b>	B (optional) + G + 2 + Roof	
<b>Max. Plot Coverage</b>	323.00 sq.m	3,476.74 sq.ft

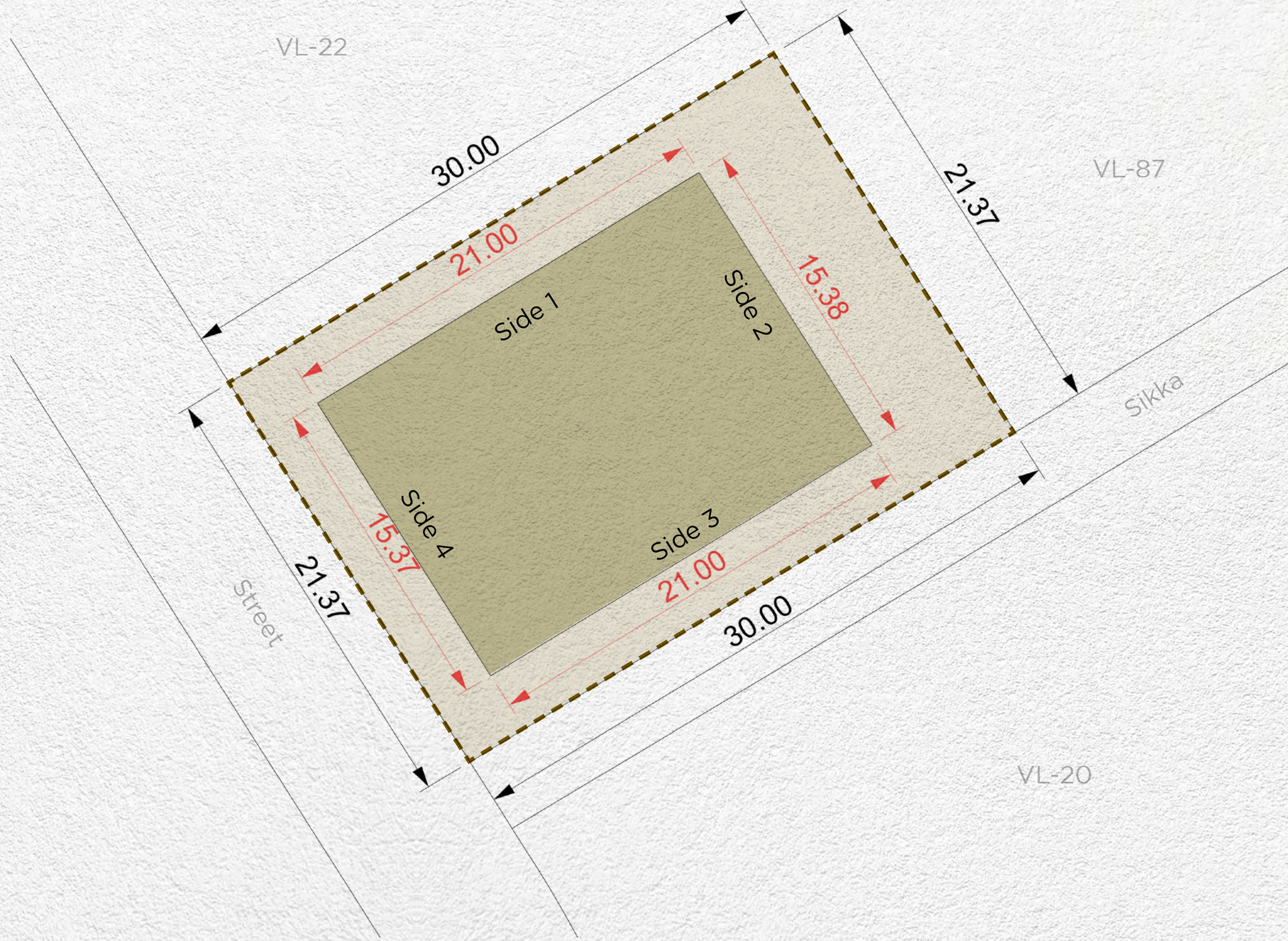
Setback			
Side 1	Side 2	Side 3	Side 4
3m	6m	3m	3m

**Disclaimer:** All areas, dimensions, numbering and drawings are preliminary and proposed only, actual areas may vary from the stated area, and sizes are not to scale. The Developer reserves the right to make revisions/alterations to the plans at its sole and absolute discretion, without prior notice and without any liability whatsoever. Plot development and design guidelines as published and as amended by the developer from time to time will apply and need to be adhered to.





- MAX. BUILDING ENVELOPE
- MAX. BASEMENT ENVELOPE
- PLOT BOUNDARY
- PLOT DIMENSIONS
- BUILDING DIMENSIONS
- SUBSTATIONS

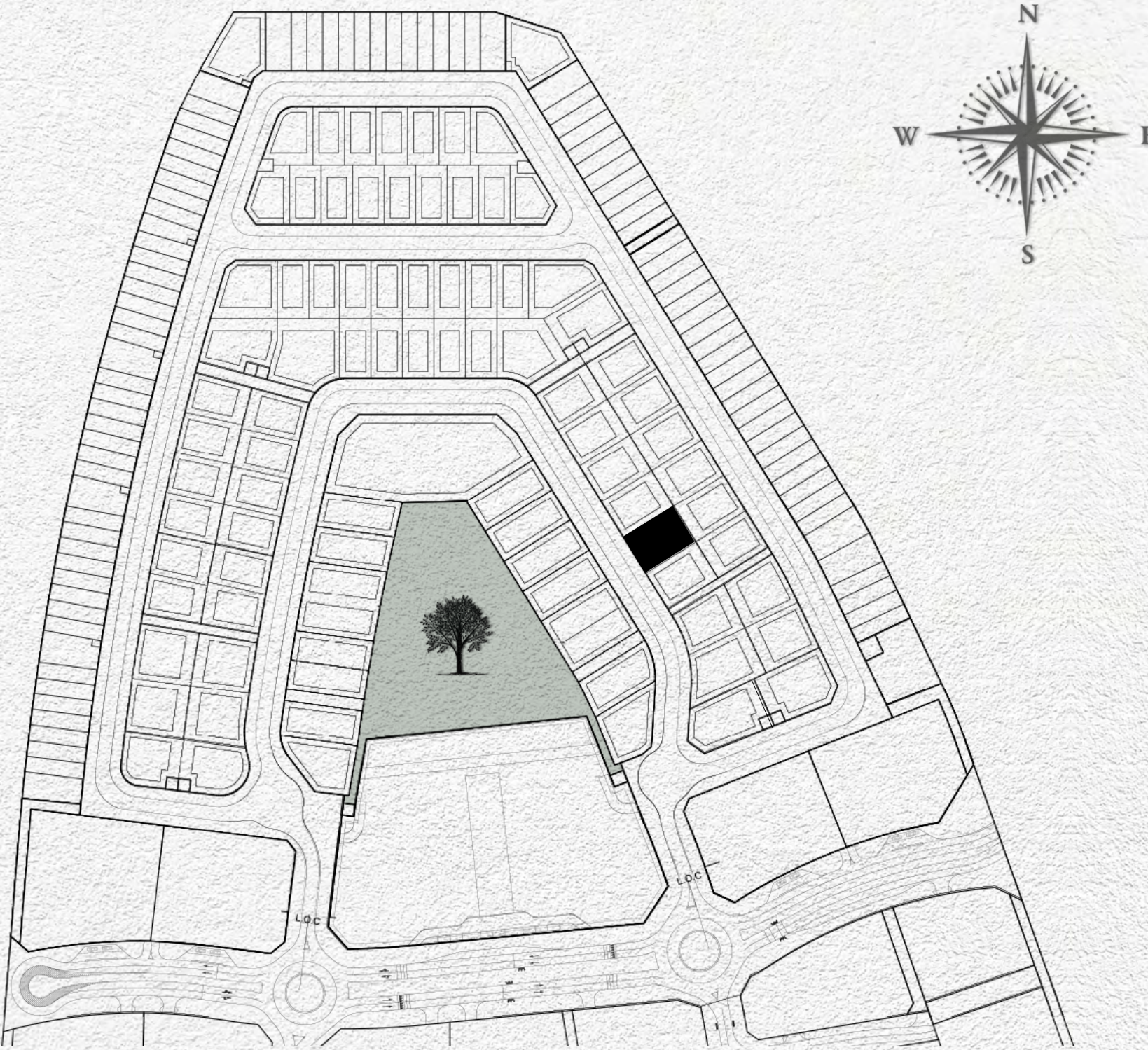


<b>Plot Number</b>	VL-21	
<b>Land Use</b>	Residential: Villa	
<b>Plot Area</b>	641.13 sq.m	6,901.06 sq.ft
<b>Max. GFA</b>	641.13 sq.m	6,901.06 sq.ft
<b>Max. Height</b>	B (optional) + G + 2 + Roof	
<b>Max. Plot Coverage</b>	323.00 sq.m	3,476.74 sq.ft

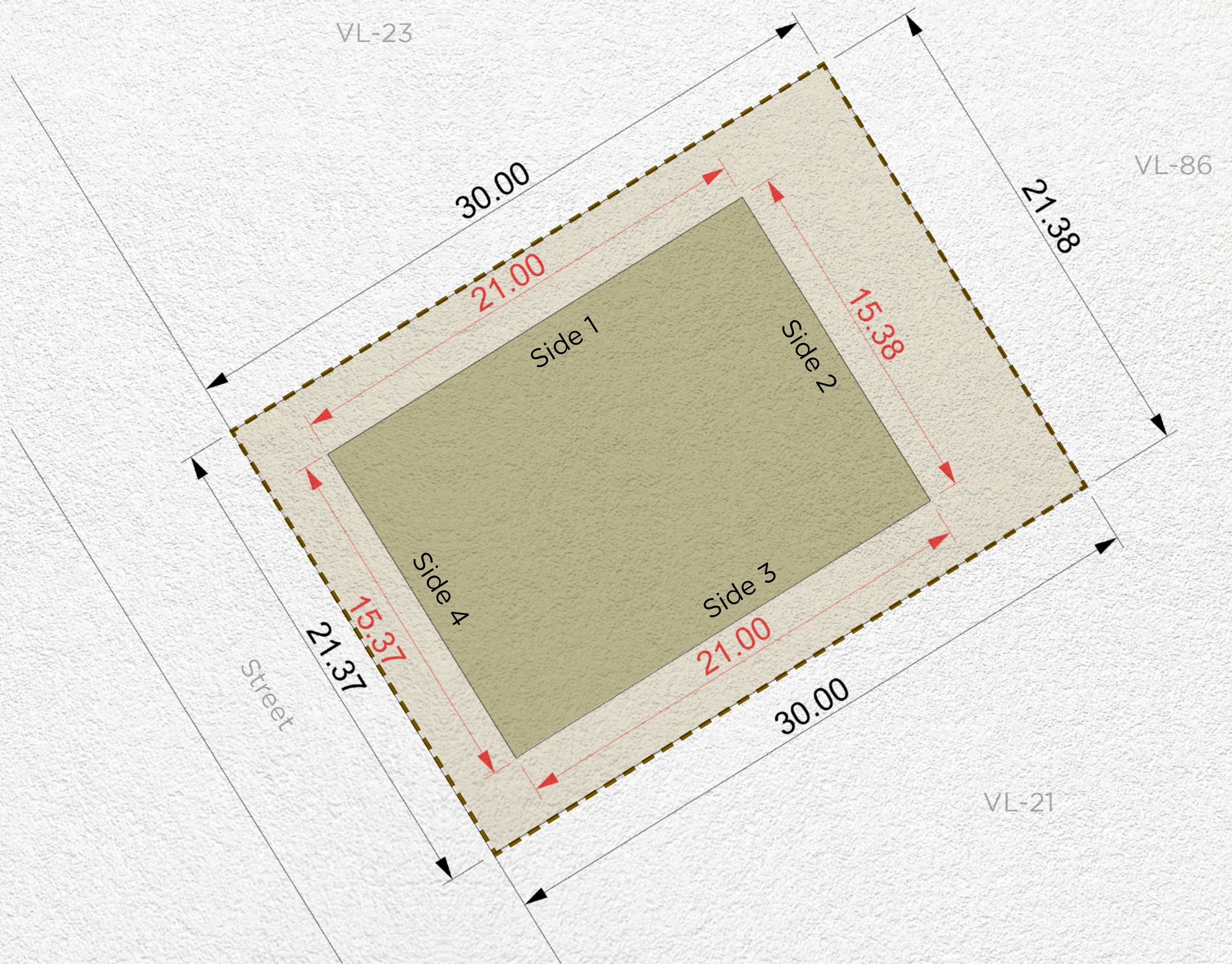
Setback			
Side 1	Side 2	Side 3	Side 4
3m	6m	3m	3m

**Disclaimer:** All areas, dimensions, numbering and drawings are preliminary and proposed only, actual areas may vary from the stated area, and sizes are not to scale. The Developer reserves the right to make revisions/alterations to the plans at its sole and absolute discretion, without prior notice and without any liability whatsoever. Plot development and design guidelines as published and as amended by the developer from time to time will apply and need to be adhered to.





- MAX. BUILDING ENVELOPE
- MAX. BASEMENT ENVELOPE
- PLOT BOUNDARY
- PLOT DIMENSIONS
- BUILDING DIMENSIONS
- SUBSTATIONS

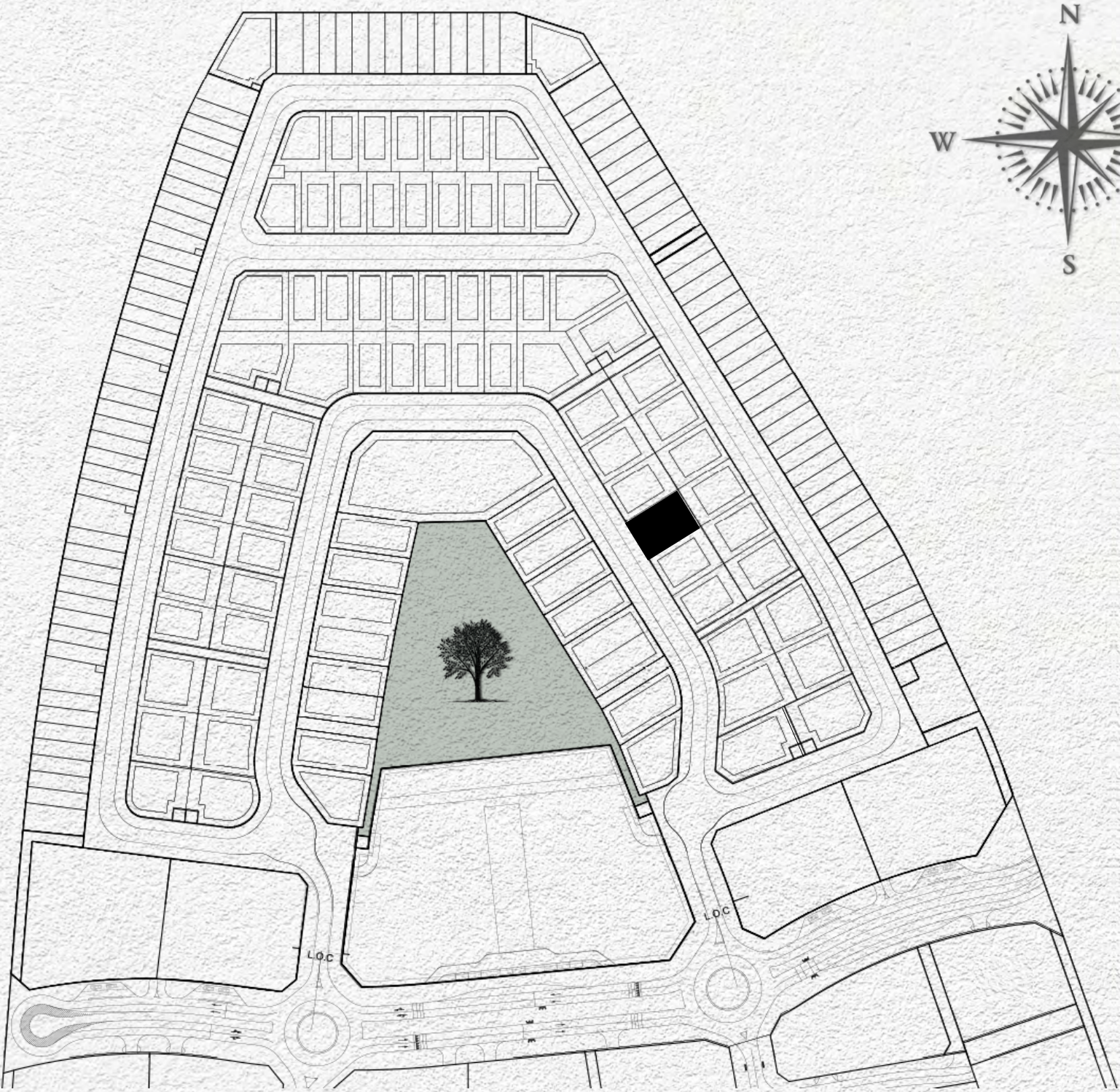


<b>Plot Number</b>	VL-22	
<b>Land Use</b>	Residential: Villa	
<b>Plot Area</b>	641.17 sq.m	6,901.49 sq.ft
<b>Max. GFA</b>	641.17 sq.m	6,901.49 sq.ft
<b>Max. Height</b>	B (optional) + G + 2 + Roof	
<b>Max. Plot Coverage</b>	323.00 sq.m	3,476.74 sq.ft

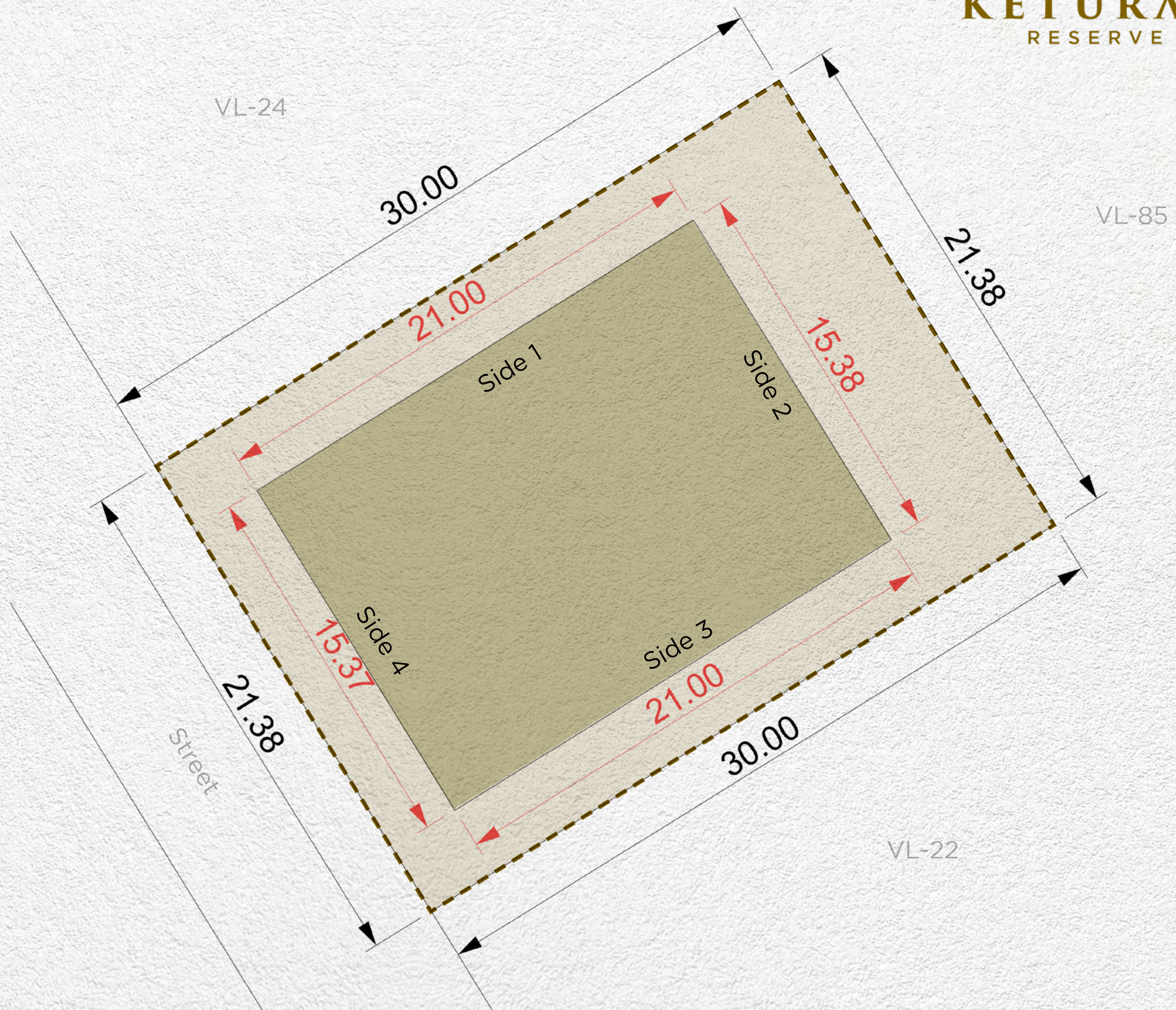
Setback			
Side 1	Side 2	Side 3	Side 4
3m	6m	3m	3m

**Disclaimer:** All areas, dimensions, numbering and drawings are preliminary and proposed only, actual areas may vary from the stated area, and sizes are not to scale. The Developer reserves the right to make revisions/alterations to the plans at its sole and absolute discretion, without prior notice and without any liability whatsoever. Plot development and design guidelines as published and as amended by the developer from time to time will apply and need to be adhered to.





- MAX. BUILDING ENVELOPE
- MAX. BASEMENT ENVELOPE
- PLOT BOUNDARY
- PLOT DIMENSIONS
- BUILDING DIMENSIONS
- SUBSTATIONS

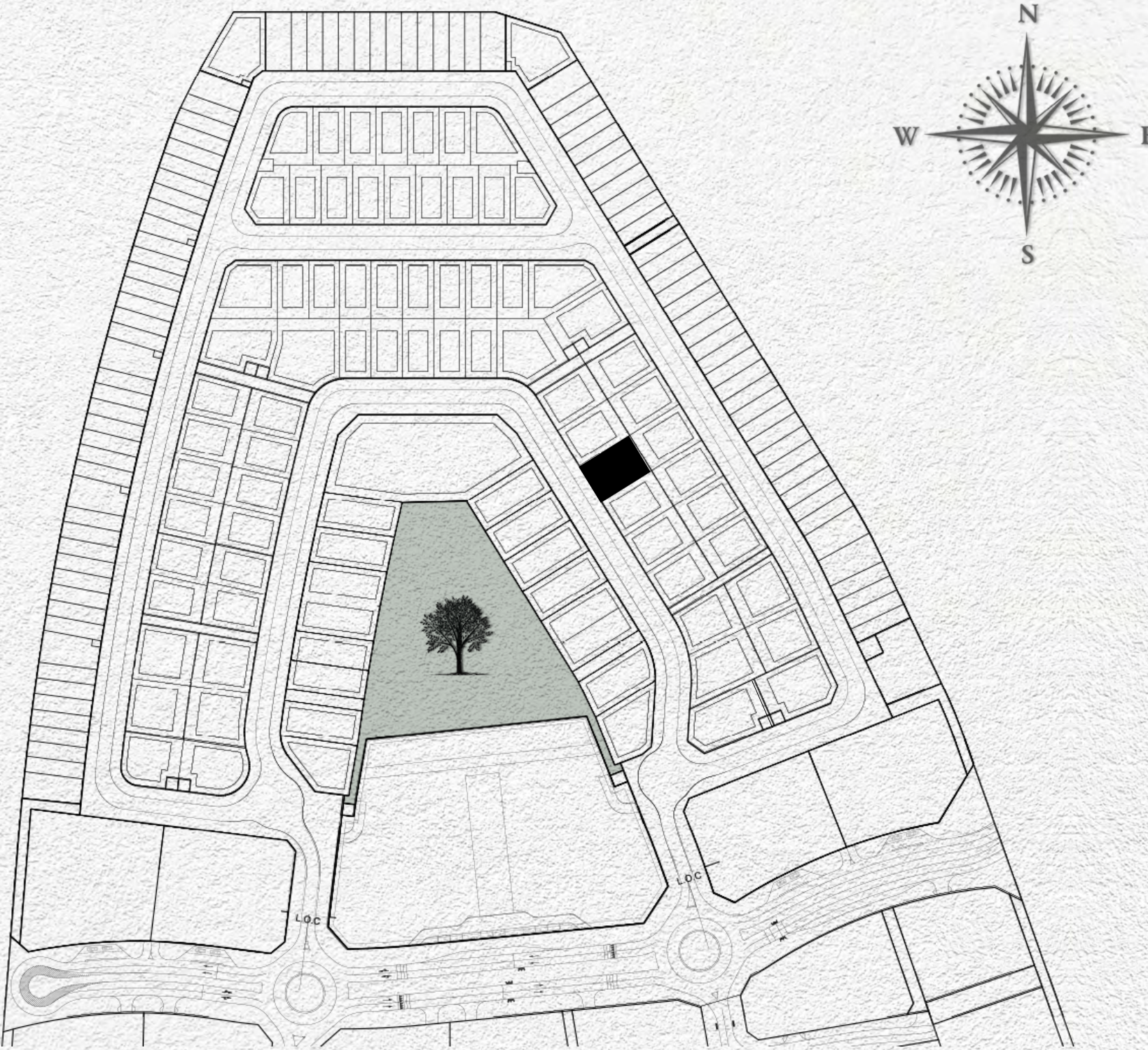


<b>Plot Number</b>	VL-23	
<b>Land Use</b>	Residential: Villa	
<b>Plot Area</b>	641.17 sq.m	6,901.49 sq.ft
<b>Max. GFA</b>	641.17 sq.m	6,901.49 sq.ft
<b>Max. Height</b>	B (optional) + G + 2 + Roof	
<b>Max. Plot Coverage</b>	323.00 sq.m	3,476.74 sq.ft

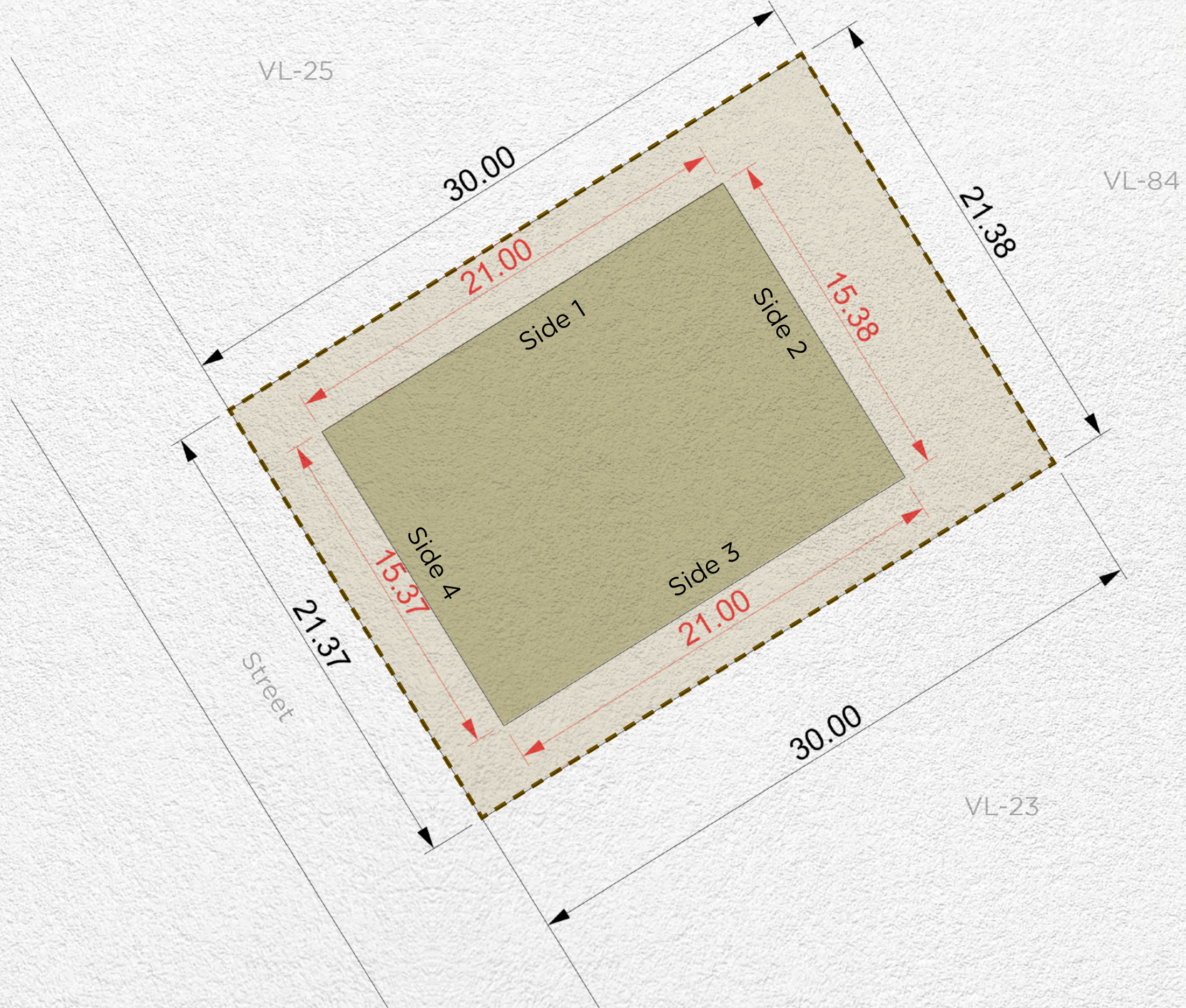
<b>Setback</b>			
Side 1	Side 2	Side 3	Side 4
3m	6m	3m	3m

**Disclaimer:** All areas, dimensions, numbering and drawings are preliminary and proposed only, actual areas may vary from the stated area, and sizes are not to scale. The Developer reserves the right to make revisions/alterations to the plans at its sole and absolute discretion, without prior notice and without any liability whatsoever. Plot development and design guidelines as published and as amended by the developer from time to time will apply and need to be adhered to.





- MAX. BUILDING ENVELOPE
- MAX. BASEMENT ENVELOPE
- PLOT BOUNDARY
- PLOT DIMENSIONS
- BUILDING DIMENSIONS
- SUBSTATIONS

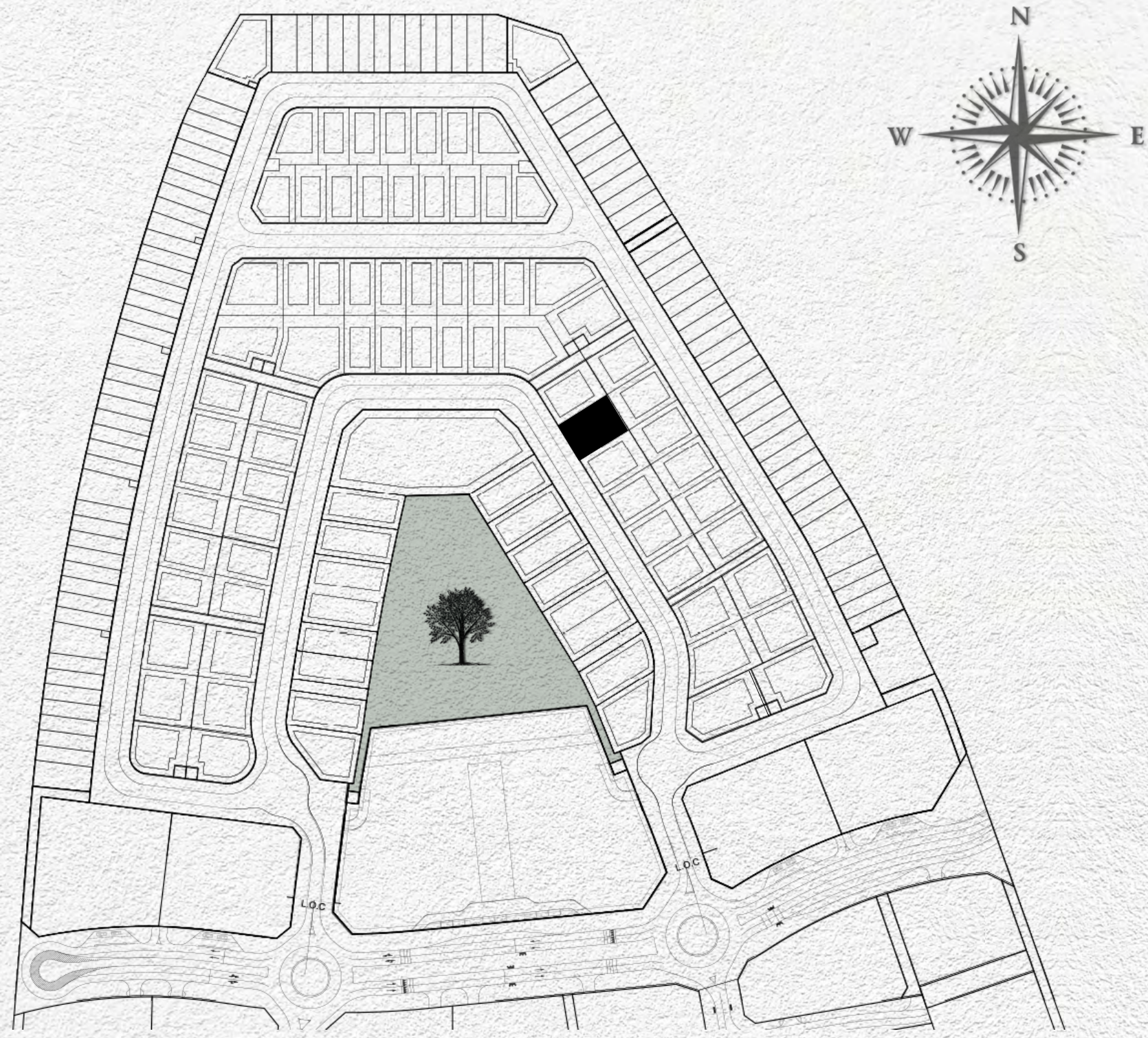


<b>Plot Number</b>	VL-24	
<b>Land Use</b>	Residential: Villa	
<b>Plot Area</b>	641.17 sq.m	6,901.49 sq.ft
<b>Max. GFA</b>	641.17 sq.m	6,901.49 sq.ft
<b>Max. Height</b>	B (optional) + G + 2 + Roof	
<b>Max. Plot Coverage</b>	323.00 sq.m	3,476.74 sq.ft

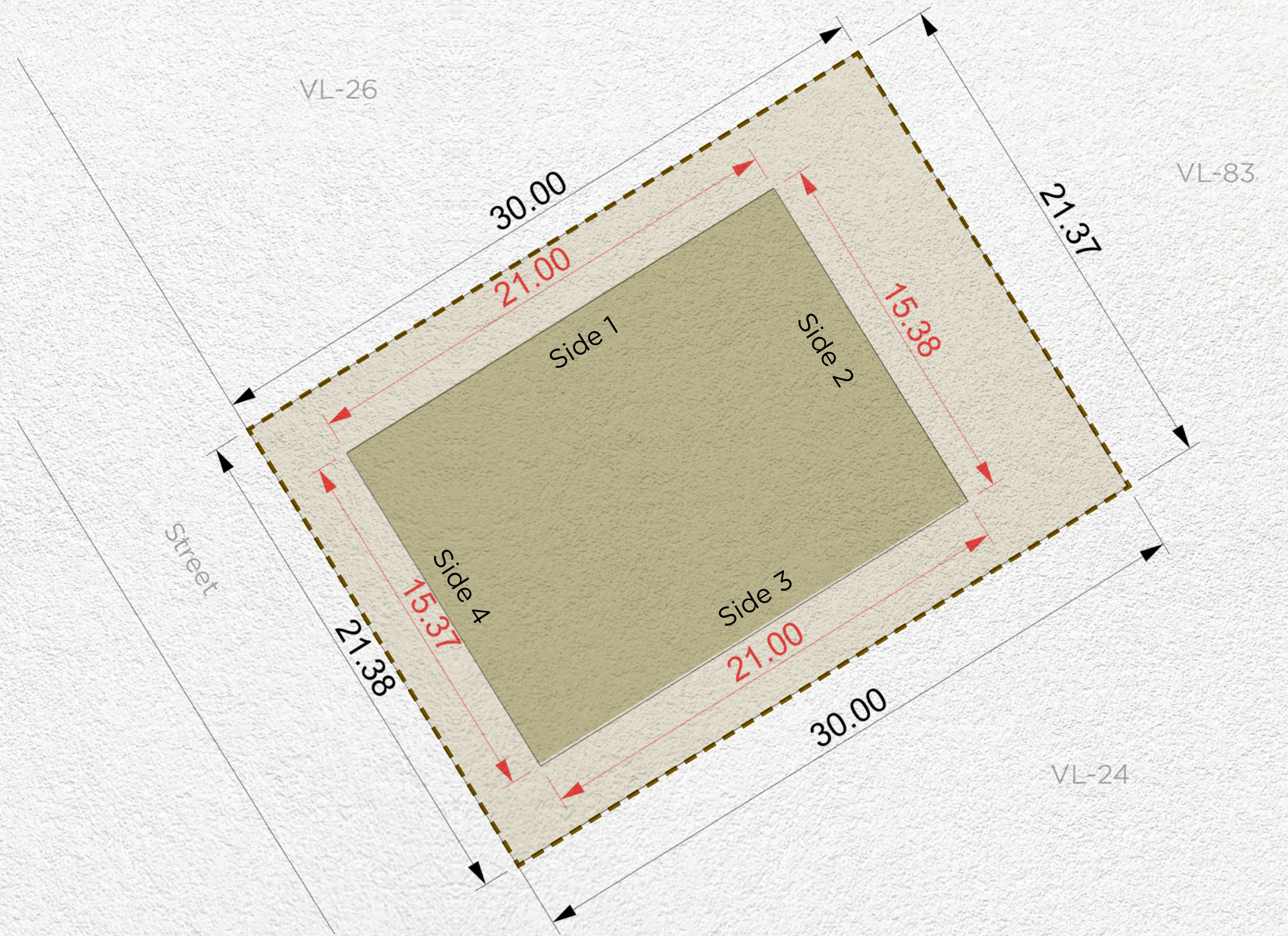
Setback			
Side 1	Side 2	Side 3	Side 4
3m	6m	3m	3m

**Disclaimer:** All areas, dimensions, numbering and drawings are preliminary and proposed only, actual areas may vary from the stated area, and sizes are not to scale. The Developer reserves the right to make revisions/alterations to the plans at its sole and absolute discretion, without prior notice and without any liability whatsoever. Plot development and design guidelines as published and as amended by the developer from time to time will apply and need to be adhered to.





-  MAX. BUILDING ENVELOPE
-  MAX. BASEMENT ENVELOPE
-  PLOT BOUNDARY
-  PLOT DIMENSIONS
-  BUILDING DIMENSIONS
-  SUBSTATIONS

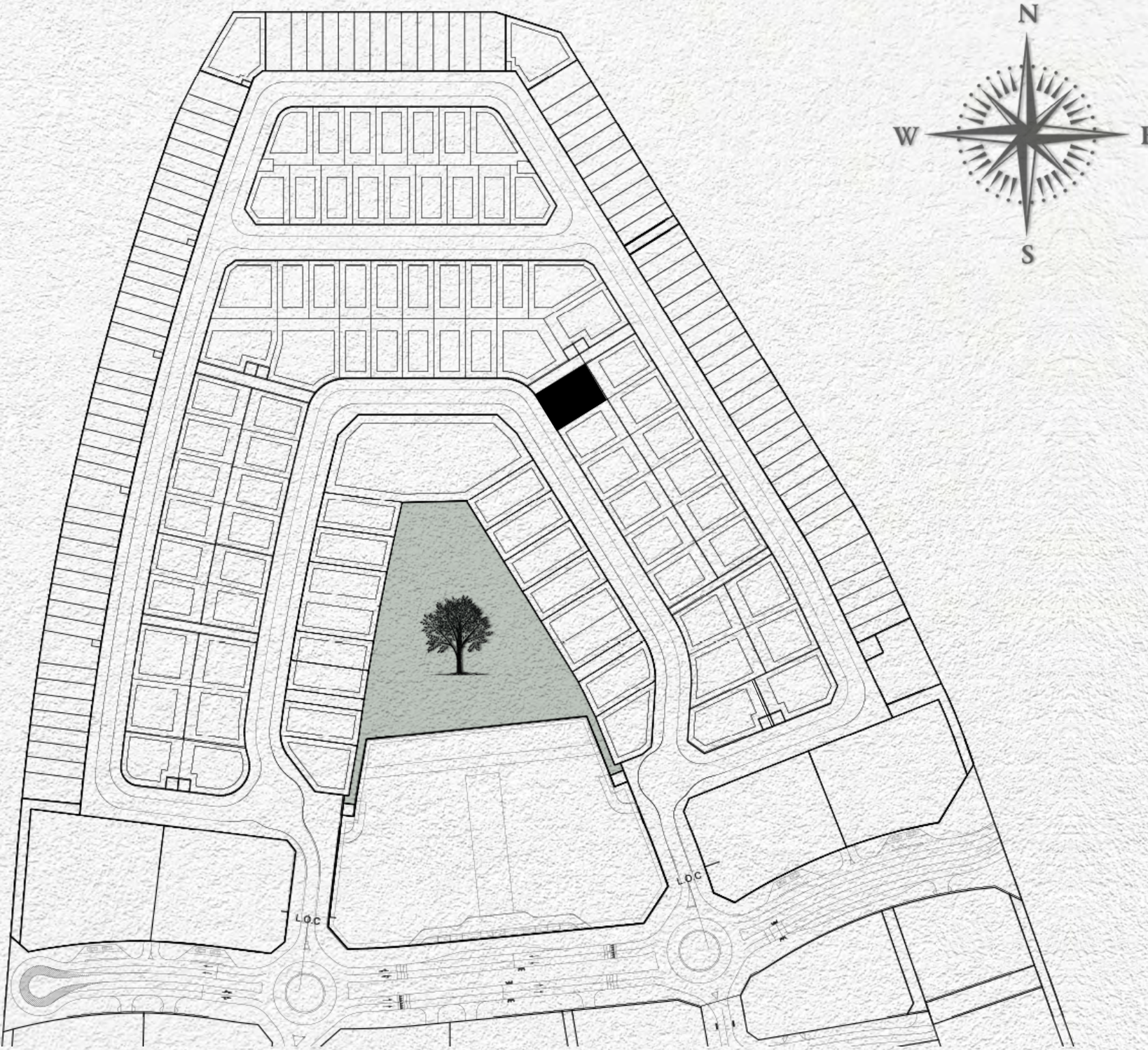


<b>Plot Number</b>	VL-25	
<b>Land Use</b>	Residential: Villa	
<b>Plot Area</b>	641.19 sq.m	6,901.71 sq.ft
<b>Max. GFA</b>	641.19 sq.m	6,901.71 sq.ft
<b>Max. Height</b>	B (optional) + G + 2 + Roof	
<b>Max. Plot Coverage</b>	323.00 sq.m	3,476.74 sq.ft

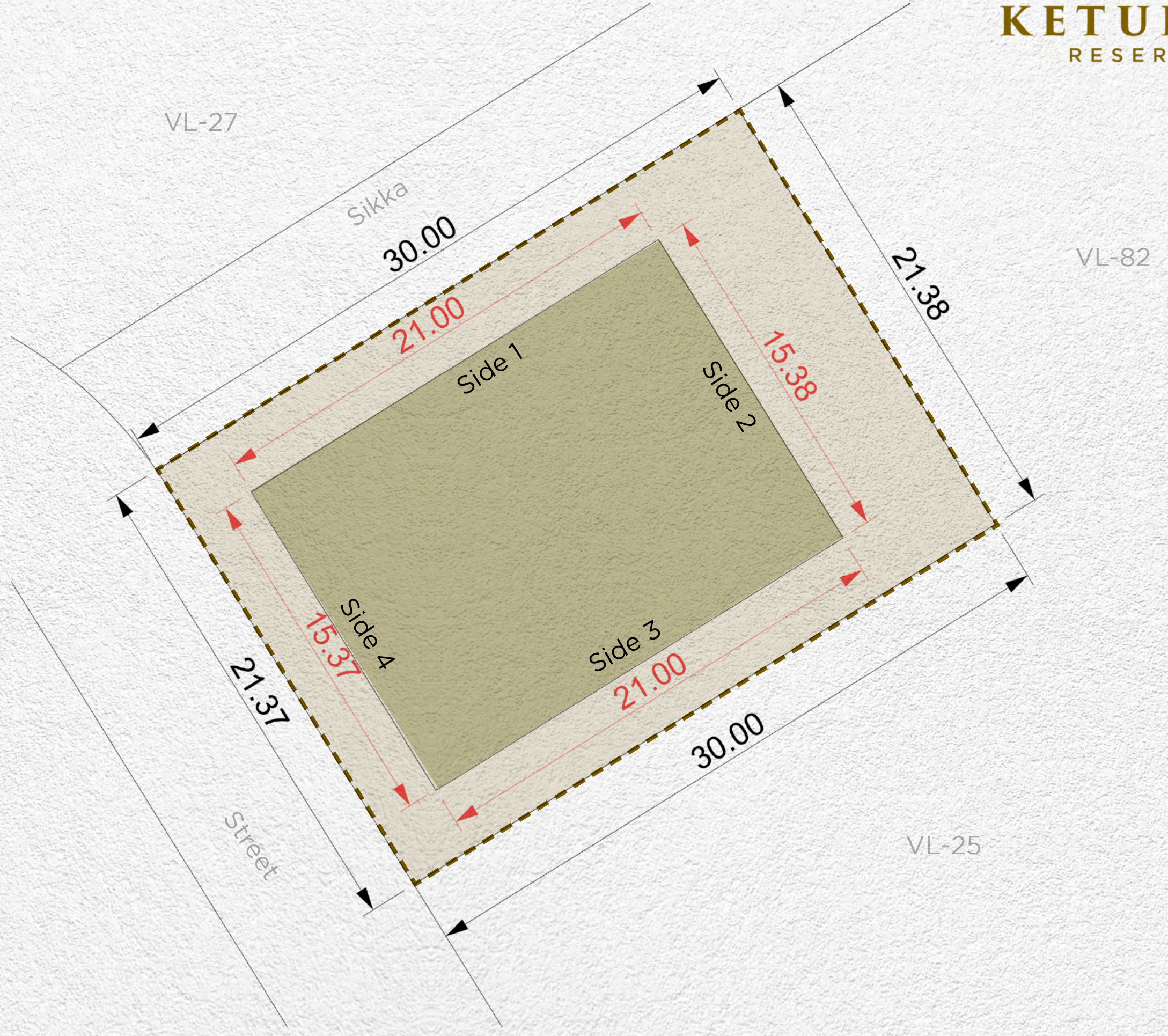
Setback			
Side 1	Side 2	Side 3	Side 4
3m	6m	3m	3m

**Disclaimer:** All areas, dimensions, numbering and drawings are preliminary and proposed only, actual areas may vary from the stated area, and sizes are not to scale. The Developer reserves the right to make revisions/alterations to the plans at its sole and absolute discretion, without prior notice and without any liability whatsoever. Plot development and design guidelines as published and as amended by the developer from time to time will apply and need to be adhered to.





- MAX. BUILDING ENVELOPE
- MAX. BASEMENT ENVELOPE
- PLOT BOUNDARY
- PLOT DIMENSIONS
- BUILDING DIMENSIONS
- SUBSTATIONS

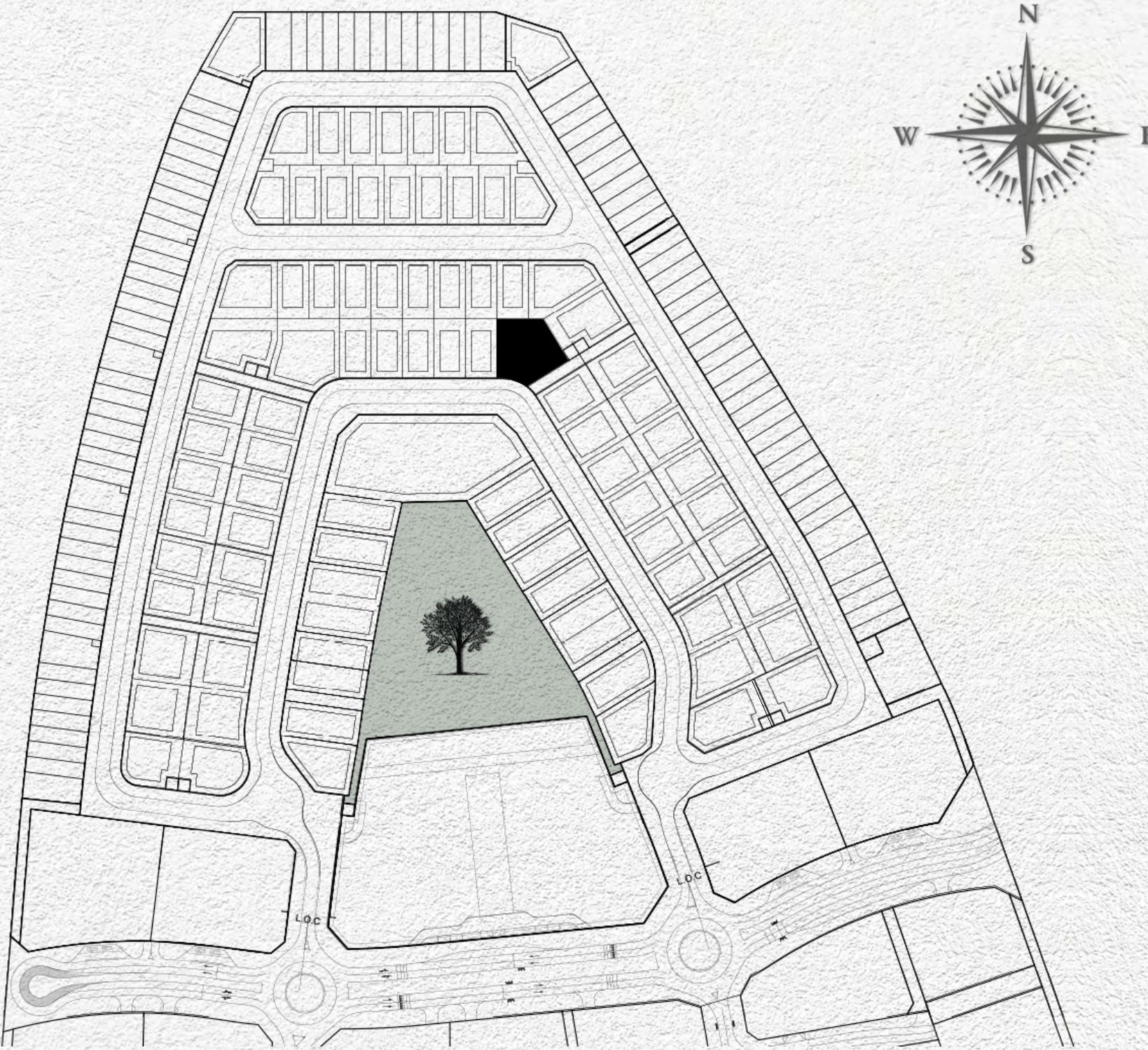


<b>Plot Number</b>	VL-26	
<b>Land Use</b>	Residential: Villa	
<b>Plot Area</b>	641.22 sq.m	6,902.03 sq.ft
<b>Max. GFA</b>	641.22 sq.m	6,902.03 sq.ft
<b>Max. Height</b>	B (optional) + G + 2 + Roof	
<b>Max. Plot Coverage</b>	323.00 sq.m	3,476.74 sq.ft

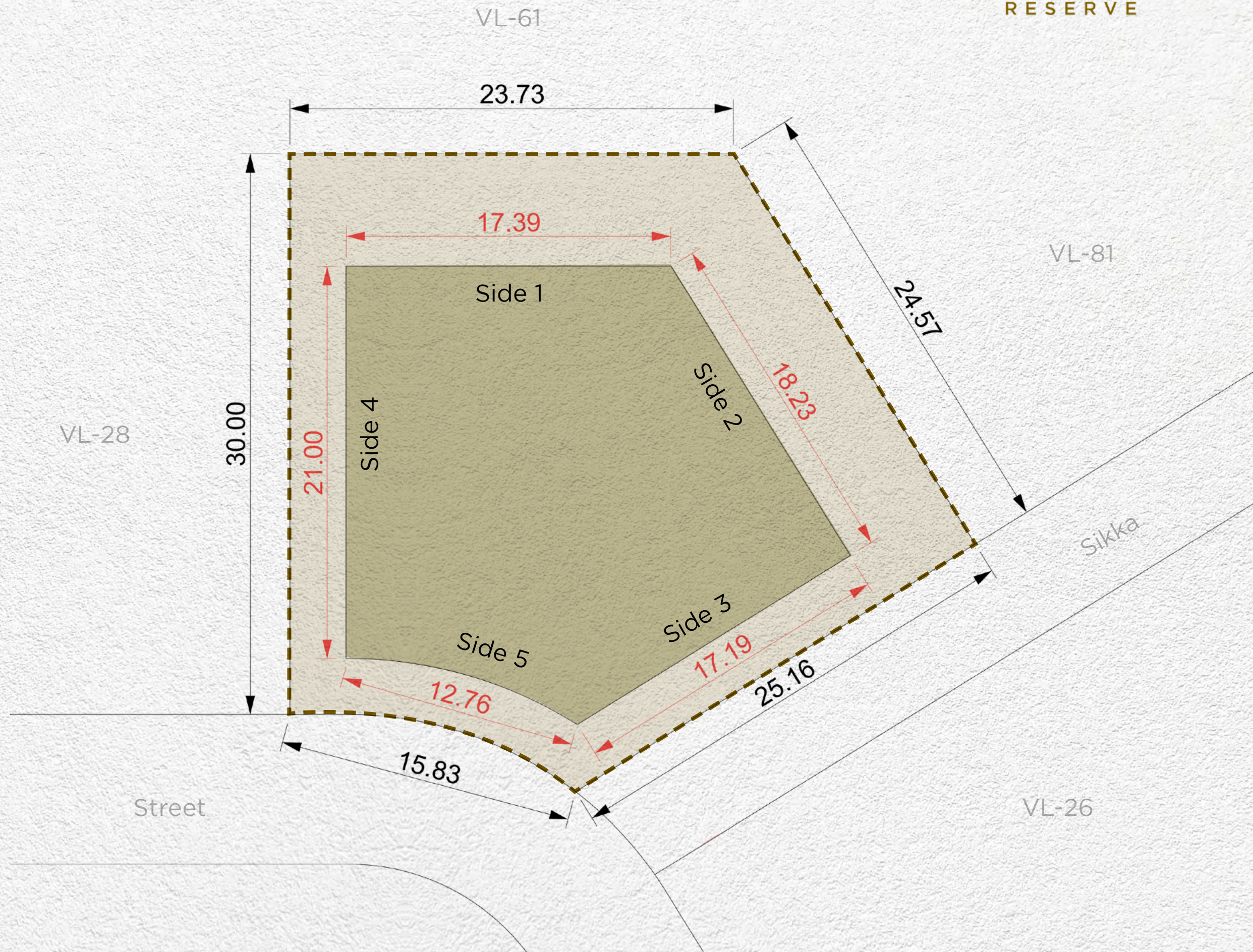
Setback			
Side 1	Side 2	Side 3	Side 4
3m	6m	3m	3m

**Disclaimer:** All areas, dimensions, numbering and drawings are preliminary and proposed only, actual areas may vary from the stated area, and sizes are not to scale. The Developer reserves the right to make revisions/alterations to the plans at its sole and absolute discretion, without prior notice and without any liability whatsoever. Plot development and design guidelines as published and as amended by the developer from time to time will apply and need to be adhered to.





- MAX. BUILDING ENVELOPE
- MAX. BASEMENT ENVELOPE
- PLOT BOUNDARY
- PLOT DIMENSIONS
- BUILDING DIMENSIONS
- SUBSTATIONS

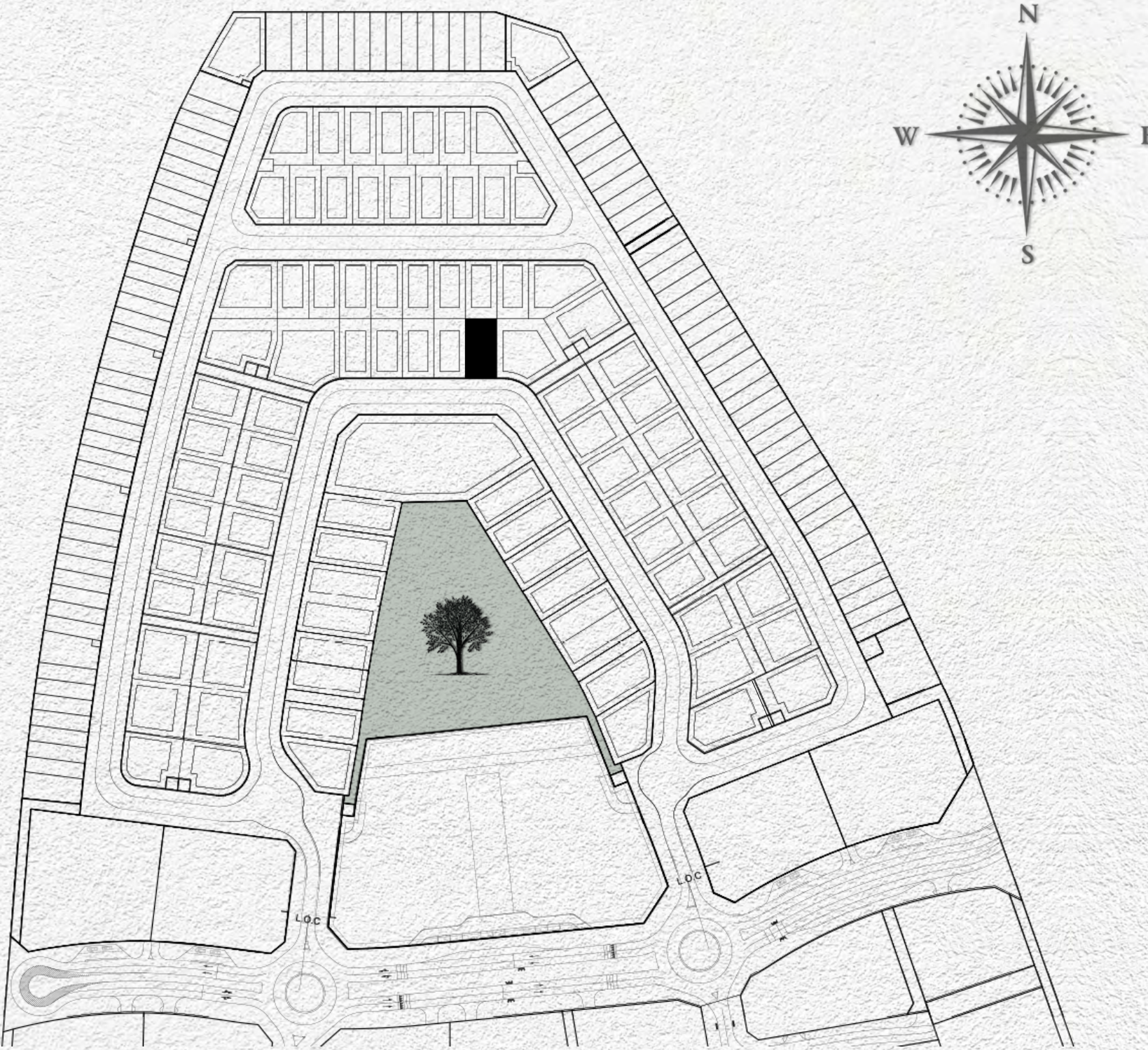


<b>Plot Number</b>	VL-27	
<b>Land Use</b>	Residential: Villa	
<b>Plot Area</b>	928.00 sq.m	9,988.90 sq.ft
<b>Max. GFA</b>	928.00 sq.m	9,988.90 sq.ft
<b>Max. Height</b>	B (optional) + G + 2 + Roof	
<b>Max. Plot Coverage</b>	492.00 sq.m	5,295.84sq.ft

Setback				
Side 1	Side 2	Side 3	Side 4	Side 5
6m	6m	3m	3m	3m

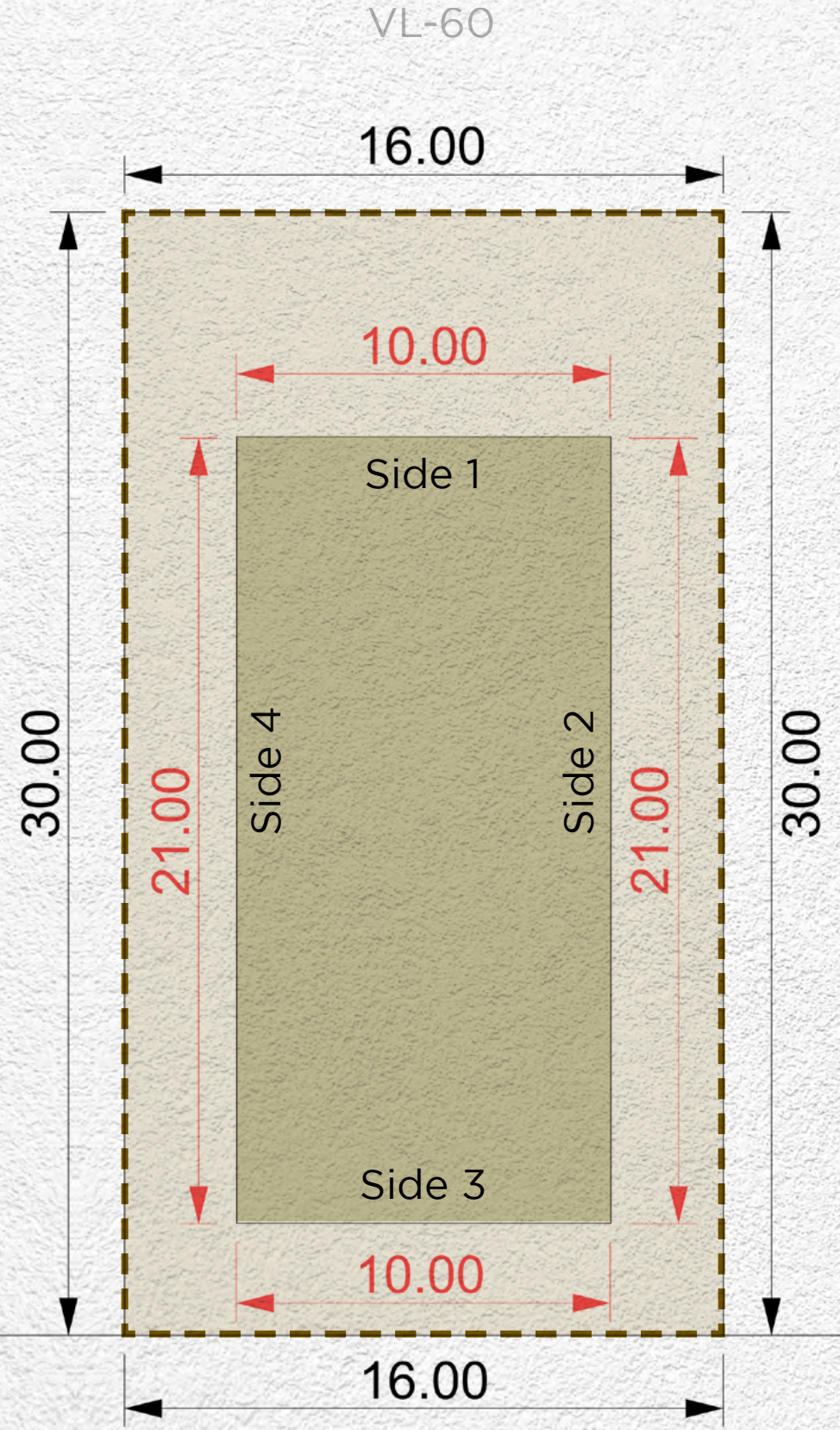
**Disclaimer:** All areas, dimensions, numbering and drawings are preliminary and proposed only, actual areas may vary from the stated area, and sizes are not to scale. The Developer reserves the right to make revisions/alterations to the plans at its sole and absolute discretion, without prior notice and without any liability whatsoever. Plot development and design guidelines as published and as amended by the developer from time to time will apply and need to be adhered to.





- MAX. BUILDING ENVELOPE
- MAX. BASEMENT ENVELOPE
- PLOT BOUNDARY
- PLOT DIMENSIONS
- BUILDING DIMENSIONS
- SUBSTATIONS

VL-29



VL-27

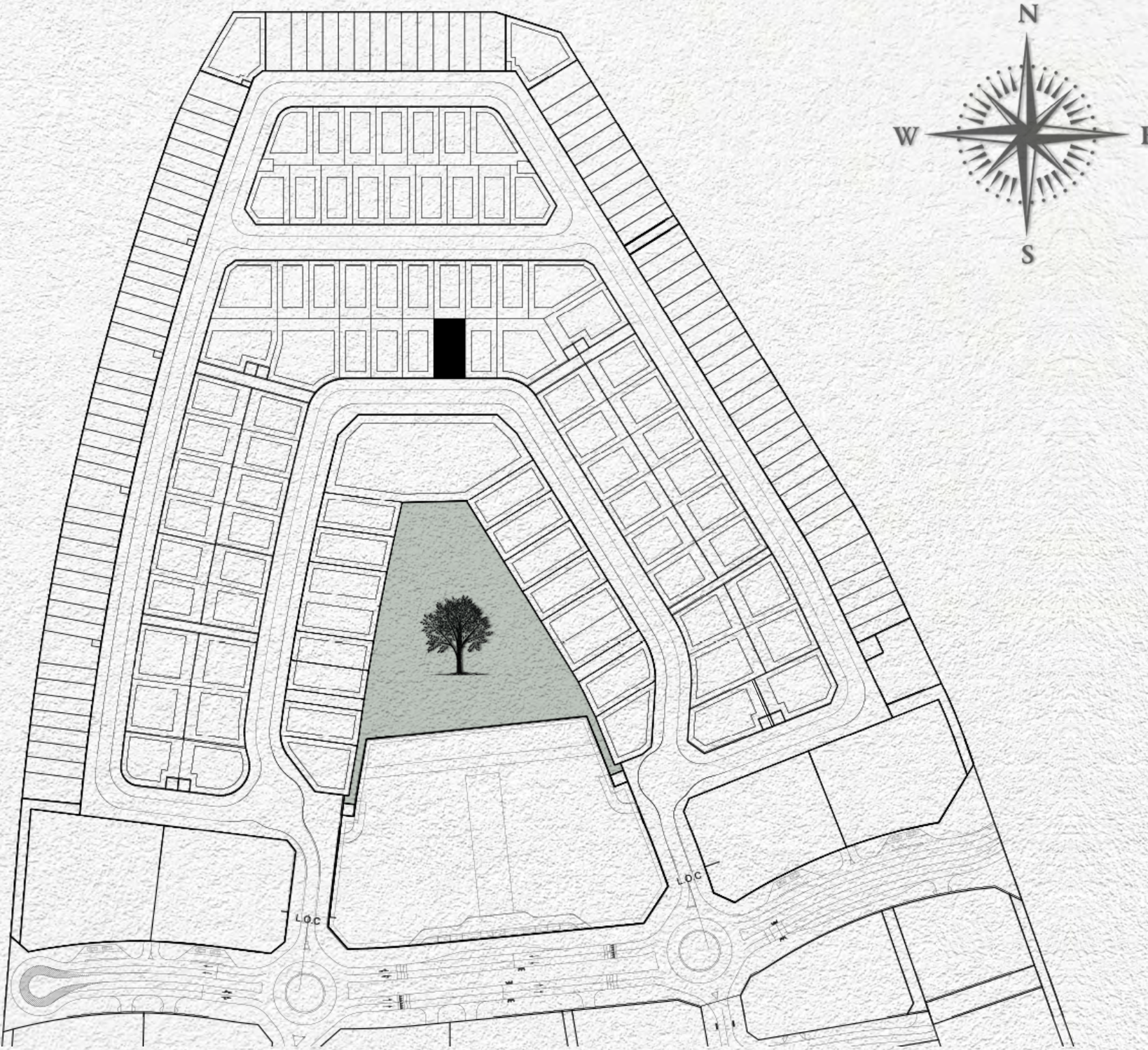
Street

<b>Plot Number</b>	VL-28	
<b>Land Use</b>	Residential: Villa	
<b>Plot Area</b>	480.00 sq.m	5,166.67 sq.ft
<b>Max. GFA</b>	480.00 sq.m	5,166.67 sq.ft
<b>Max. Height</b>	B (optional) + G + 2 + Roof	
<b>Max. Plot Coverage</b>	210.00 sq.m	2,260.42 sq.ft

<b>Setback</b>			
Side 1	Side 2	Side 3	Side 4
6m	3m	3m	3m

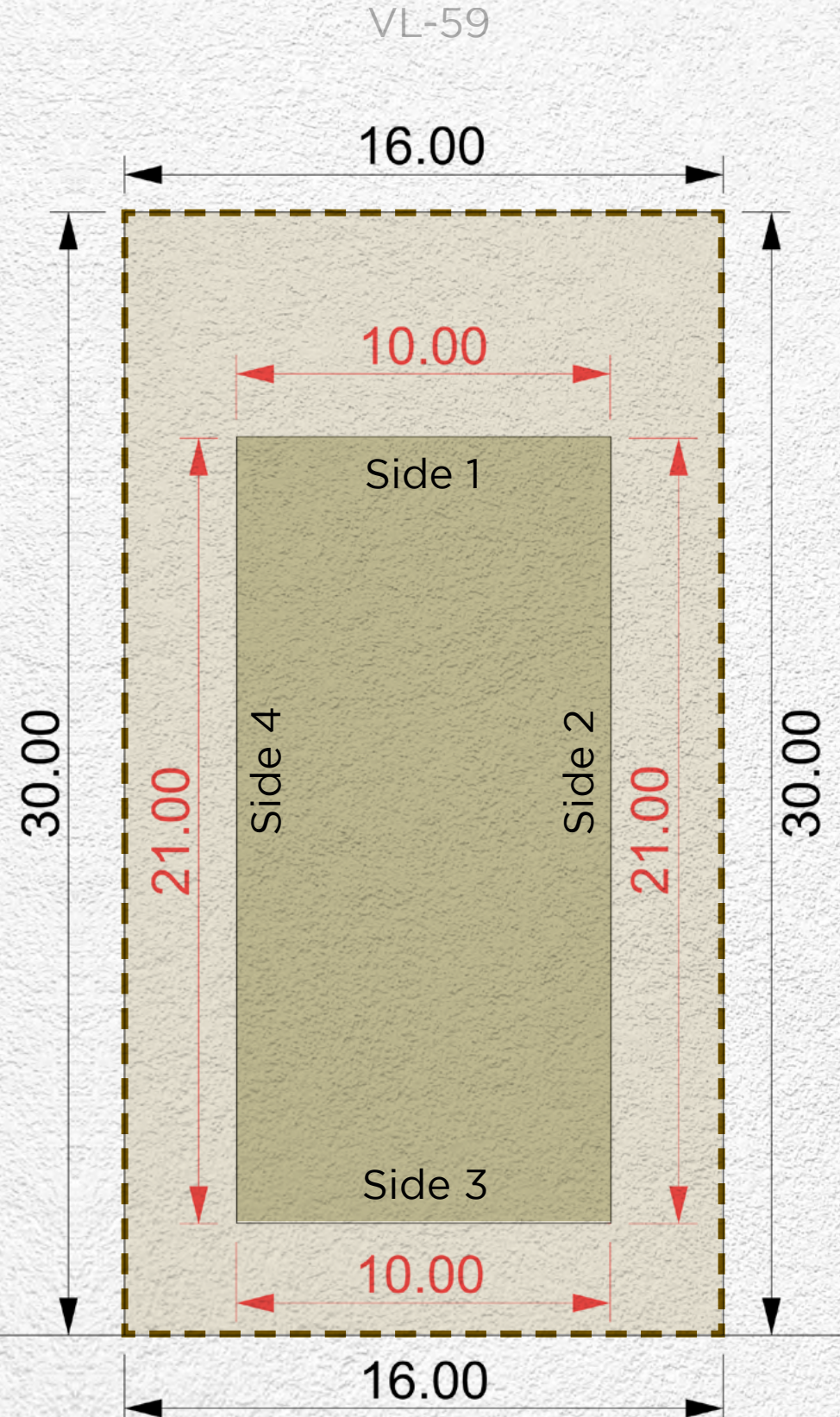
**Disclaimer:** All areas, dimensions, numbering and drawings are preliminary and proposed only, actual areas may vary from the stated area, and sizes are not to scale. The Developer reserves the right to make revisions/alterations to the plans at its sole and absolute discretion, without prior notice and without any liability whatsoever. Plot development and design guidelines as published and as amended by the developer from time to time will apply and need to be adhered to.





- MAX. BUILDING ENVELOPE
- MAX. BASEMENT ENVELOPE
- PLOT BOUNDARY
- PLOT DIMENSIONS
- BUILDING DIMENSIONS
- SUBSTATIONS

VL-30



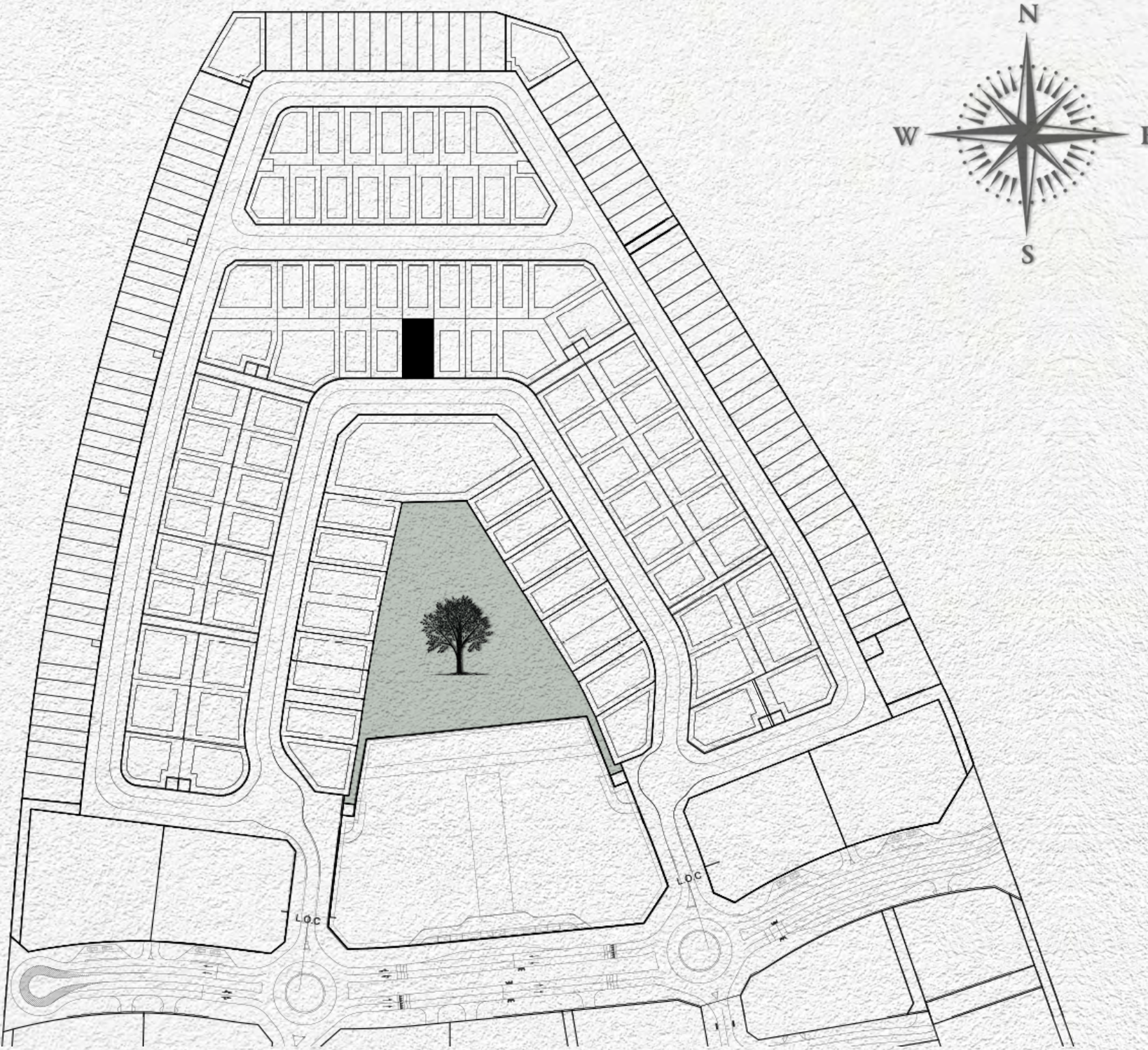
VL-28

<b>Plot Number</b>	VL-29	
<b>Land Use</b>	Residential: Villa	
<b>Plot Area</b>	480.00 sq.m	5,166.67 sq.ft
<b>Max. GFA</b>	480.00 sq.m	5,166.67 sq.ft
<b>Max. Height</b>	B (optional) + G + 2 + Roof	
<b>Max. Plot Coverage</b>	210.00 sq.m	2,260.42 sq.ft

<b>Setback</b>			
Side 1	Side 2	Side 3	Side 4
6m	3m	3m	3m

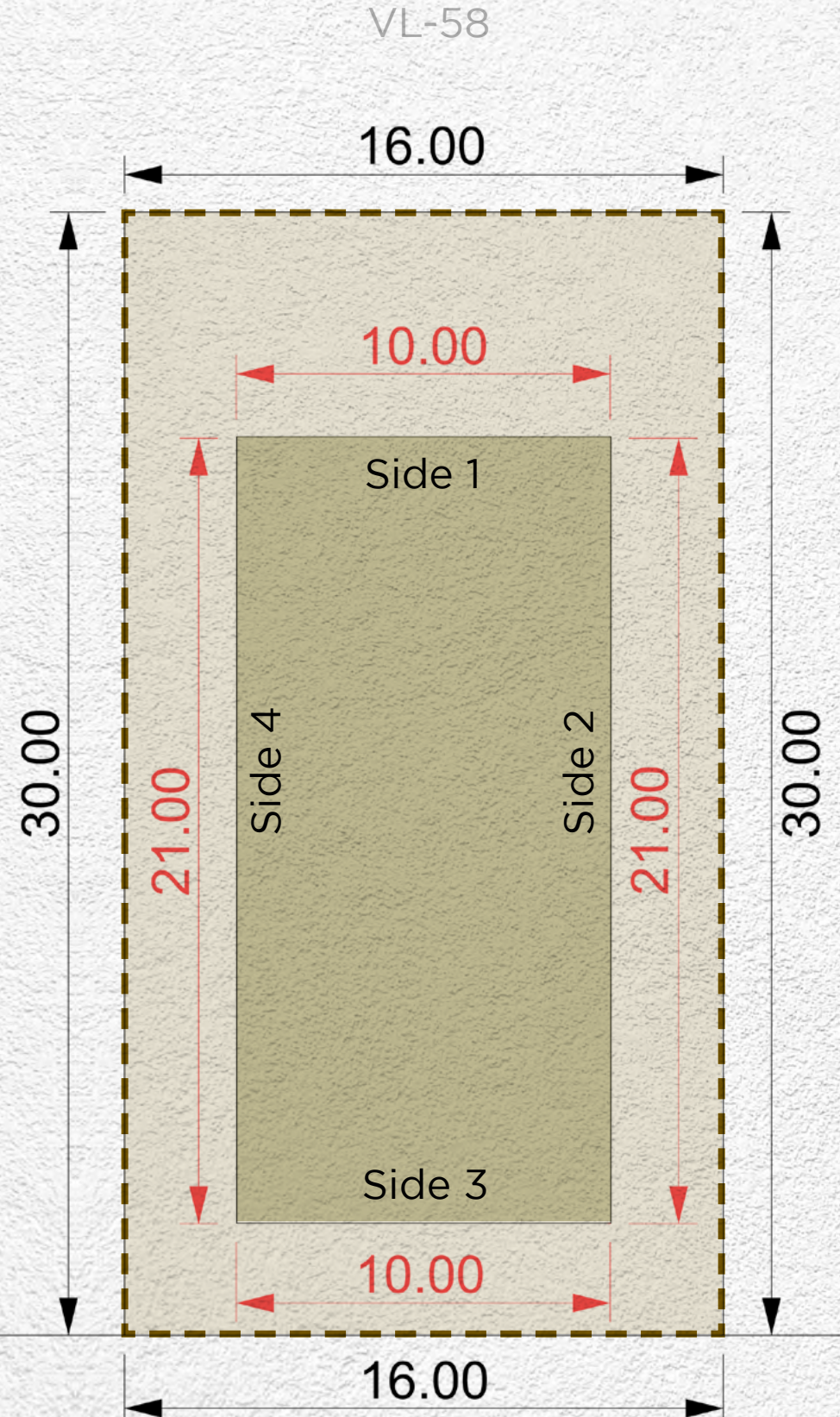
**Disclaimer:** All areas, dimensions, numbering and drawings are preliminary and proposed only, actual areas may vary from the stated area, and sizes are not to scale. The Developer reserves the right to make revisions/alterations to the plans at its sole and absolute discretion, without prior notice and without any liability whatsoever. Plot development and design guidelines as published and as amended by the developer from time to time will apply and need to be adhered to.





- MAX. BUILDING ENVELOPE
- MAX. BASEMENT ENVELOPE
- PLOT BOUNDARY
- PLOT DIMENSIONS
- BUILDING DIMENSIONS
- SUBSTATIONS

VL-31



VL-29

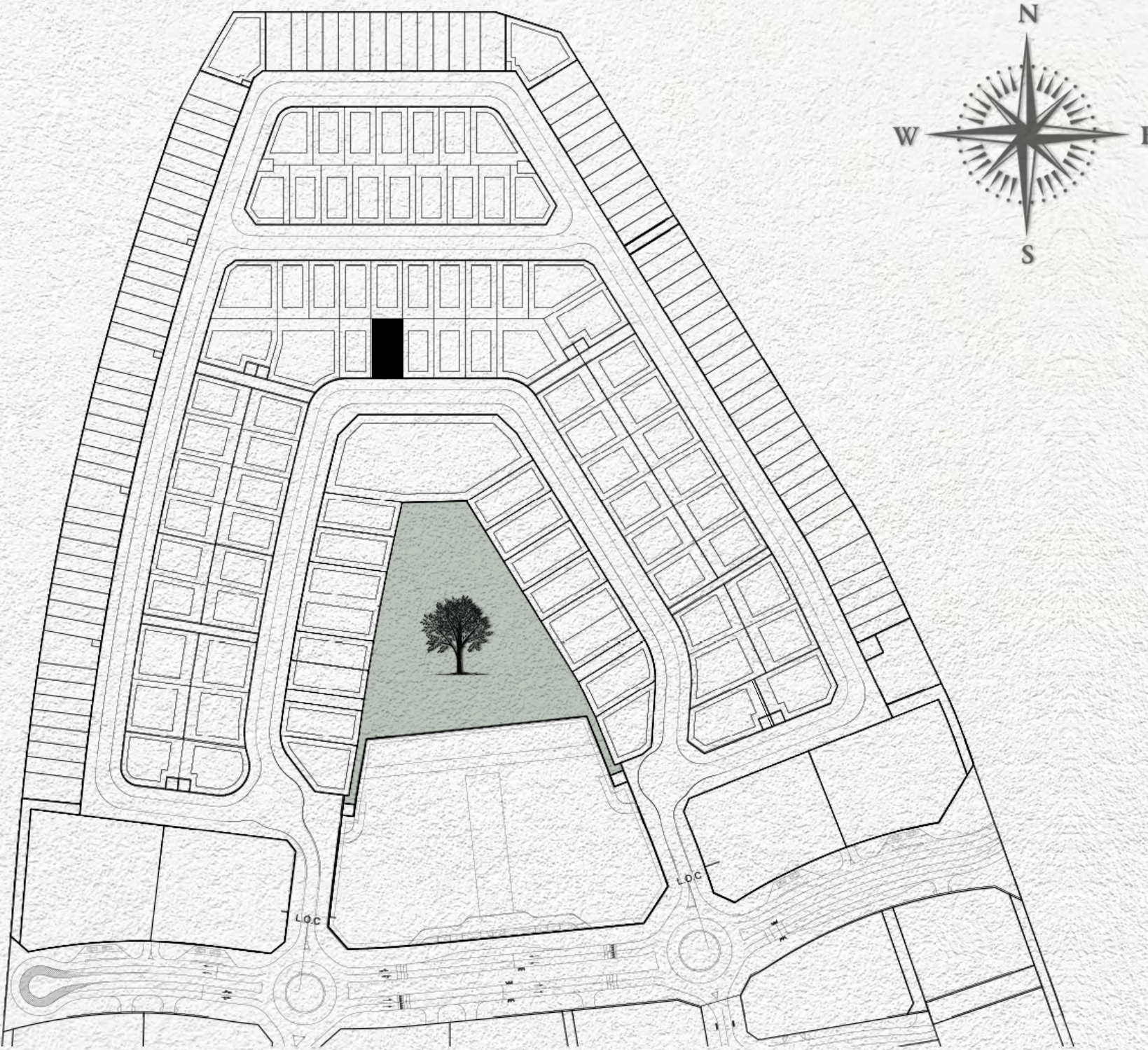
Street

<b>Plot Number</b>	VL-30	
<b>Land Use</b>	Residential: Villa	
<b>Plot Area</b>	480.00 sq.m	5,166.67 sq.ft
<b>Max. GFA</b>	480.00 sq.m	5,166.67 sq.ft
<b>Max. Height</b>	B (optional) + G + 2 + Roof	
<b>Max. Plot Coverage</b>	210.00 sq.m	2,260.42 sq.ft

<b>Setback</b>			
Side 1	Side 2	Side 3	Side 4
6m	3m	3m	3m

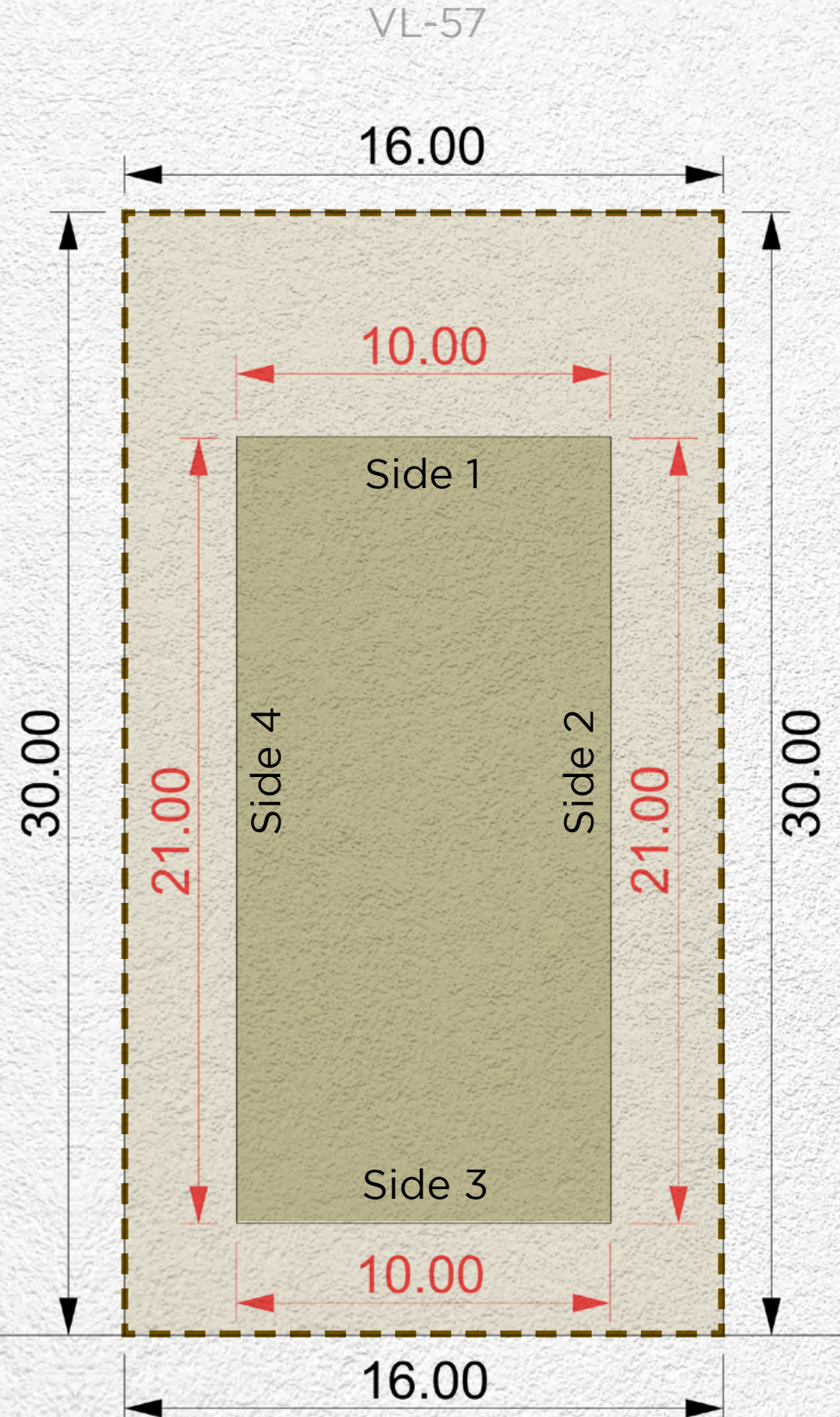
**Disclaimer:** All areas, dimensions, numbering and drawings are preliminary and proposed only, actual areas may vary from the stated area, and sizes are not to scale. The Developer reserves the right to make revisions/alterations to the plans at its sole and absolute discretion, without prior notice and without any liability whatsoever. Plot development and design guidelines as published and as amended by the developer from time to time will apply and need to be adhered to.





- MAX. BUILDING ENVELOPE
- MAX. BASEMENT ENVELOPE
- PLOT BOUNDARY
- PLOT DIMENSIONS
- BUILDING DIMENSIONS
- SUBSTATIONS

VL-32



VL-30

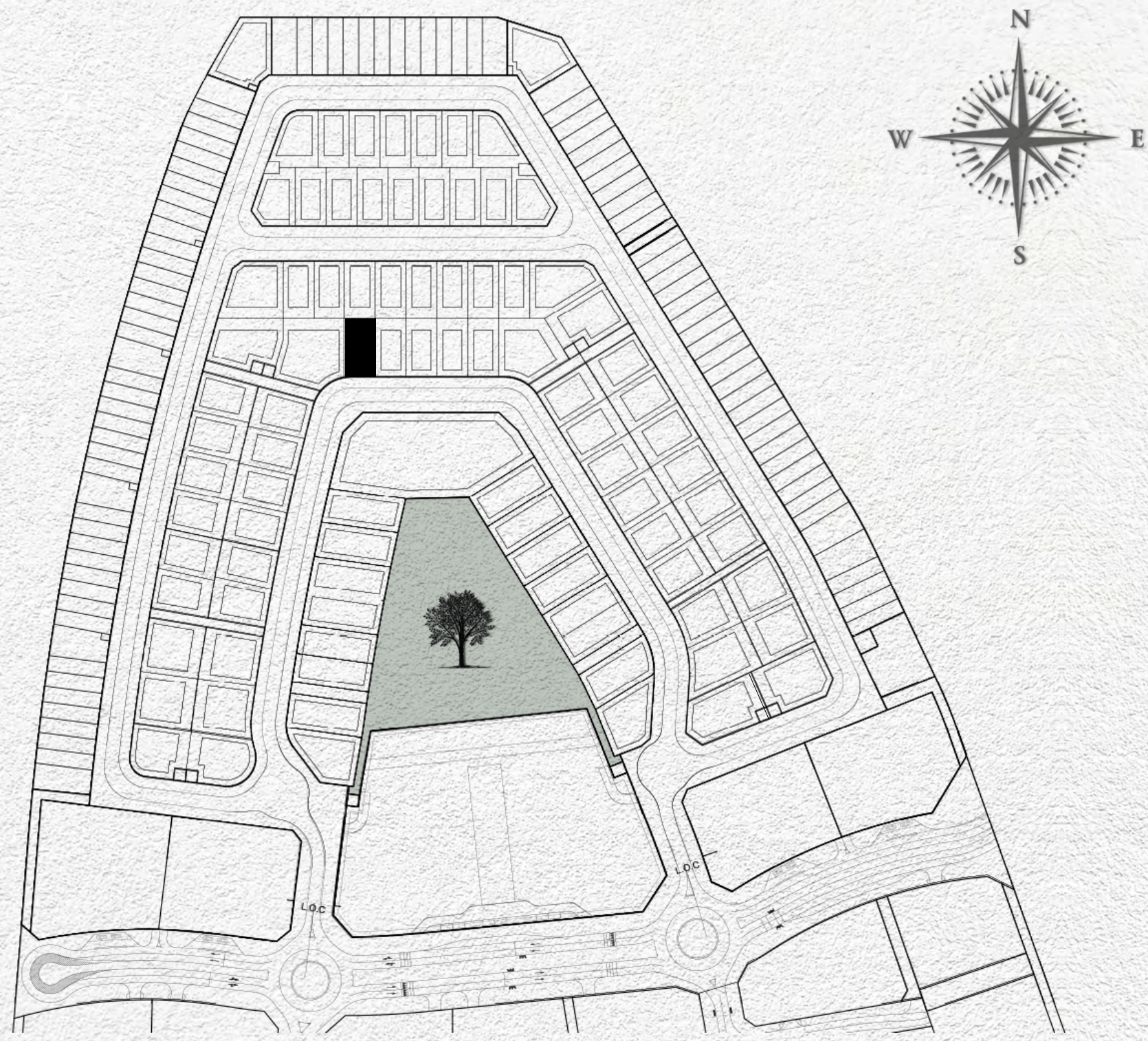
Street

<b>Plot Number</b>	VL-31	
<b>Land Use</b>	Residential: Villa	
<b>Plot Area</b>	480.00 sq.m	5,166.67 sq.ft
<b>Max. GFA</b>	480.00 sq.m	5,166.67 sq.ft
<b>Max. Height</b>	B (optional) + G + 2 + Roof	
<b>Max. Plot Coverage</b>	210.00 sq.m	2,260.42 sq.ft

<b>Setback</b>			
Side 1	Side 2	Side 3	Side 4
6m	3m	3m	3m

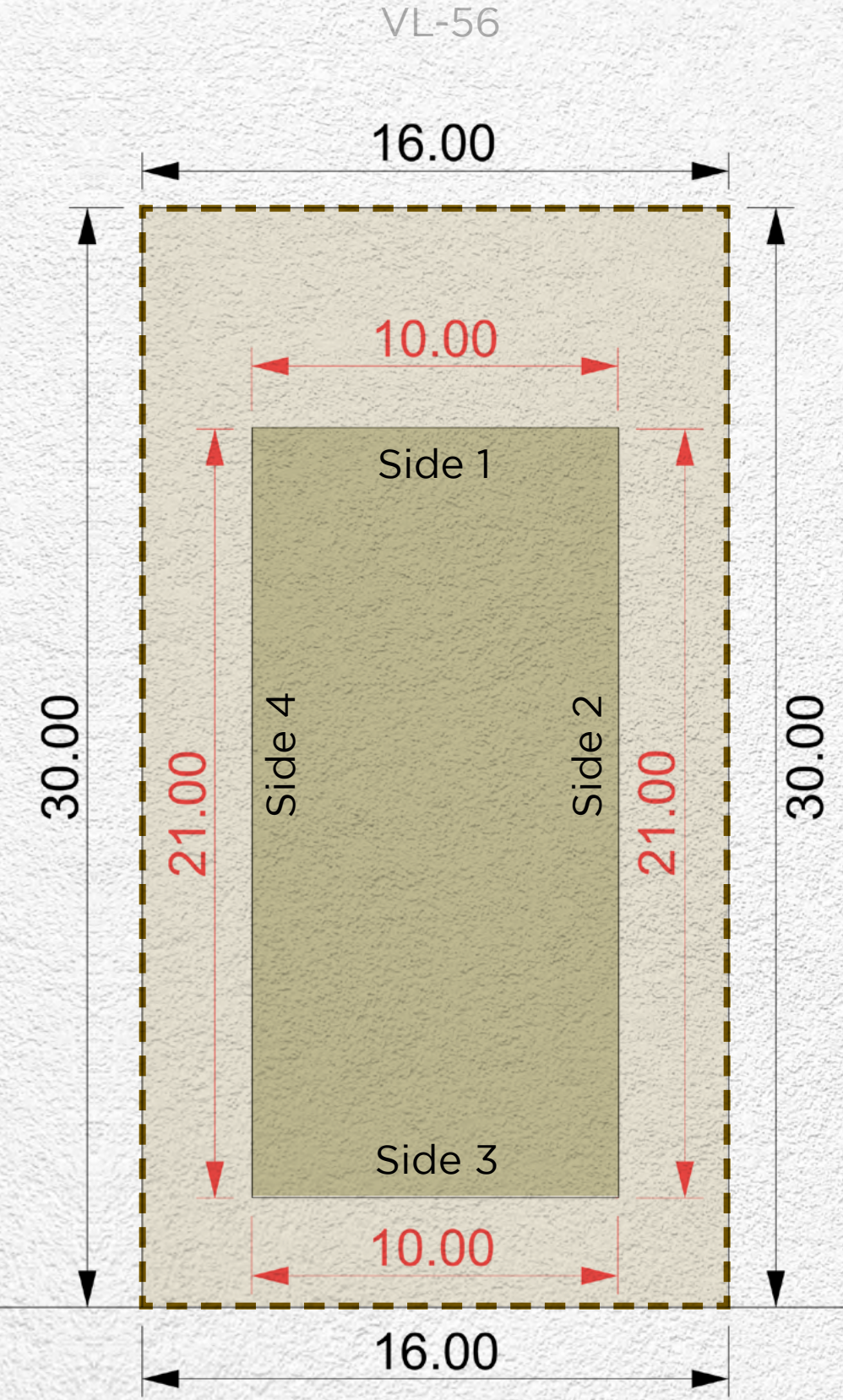
**Disclaimer:** All areas, dimensions, numbering and drawings are preliminary and proposed only, actual areas may vary from the stated area, and sizes are not to scale. The Developer reserves the right to make revisions/alterations to the plans at its sole and absolute discretion, without prior notice and without any liability whatsoever. Plot development and design guidelines as published and as amended by the developer from time to time will apply and need to be adhered to.





- MAX. BUILDING ENVELOPE
- MAX. BASEMENT ENVELOPE
- PLOT BOUNDARY
- PLOT DIMENSIONS
- BUILDING DIMENSIONS
- SUBSTATIONS

VL-33



VL-31


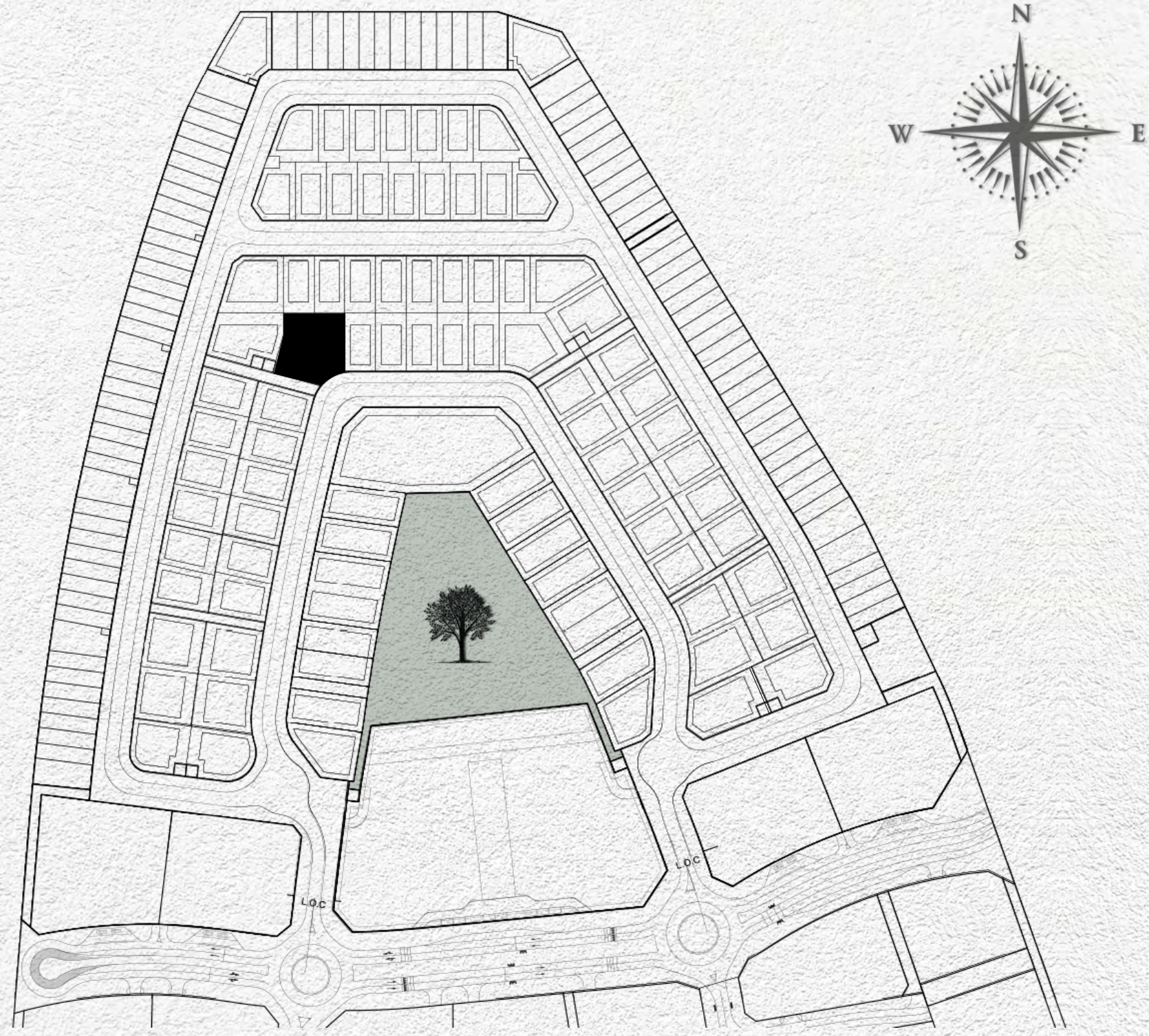
<b>Plot Number</b>	VL-32	
<b>Land Use</b>	Residential: Villa	
<b>Plot Area</b>	480.00 sq.m	5,166.67 sq.ft
<b>Max. GFA</b>	480.00 sq.m	5,166.67 sq.ft
<b>Max. Height</b>	B (optional) + G + 2 + Roof	
<b>Max. Plot Coverage</b>	210.00 sq.m	2,260.42 sq.ft

Street

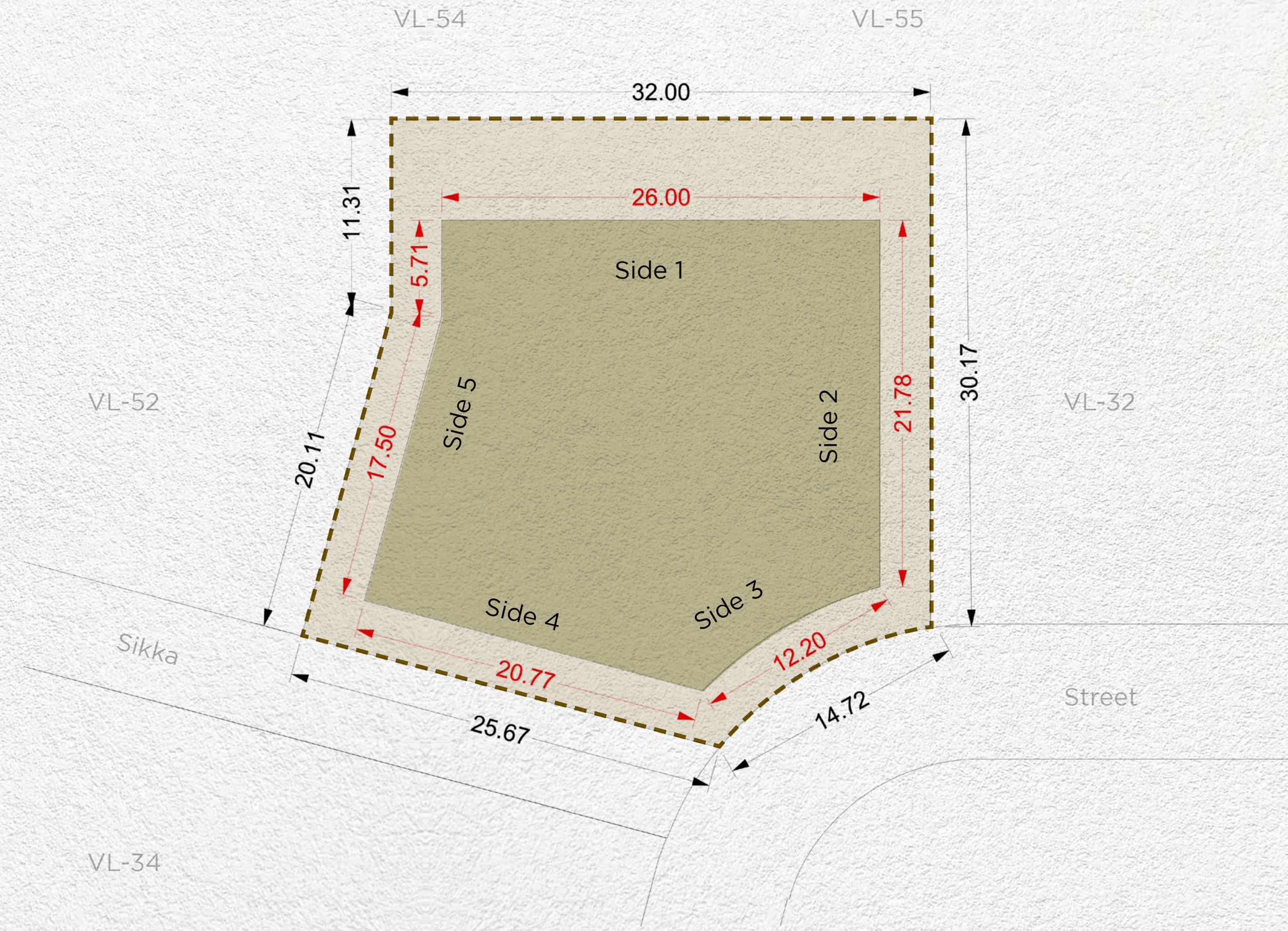
<b>Setback</b>			
Side 1	Side 2	Side 3	Side 4
6m	3m	3m	3m

**Disclaimer:** All areas, dimensions, numbering and drawings are preliminary and proposed only, actual areas may vary from the stated area, and sizes are not to scale. The Developer reserves the right to make revisions/alterations to the plans at its sole and absolute discretion, without prior notice and without any liability whatsoever. Plot development and design guidelines as published and as amended by the developer from time to time will apply and need to be adhered to.





- MAX. BUILDING ENVELOPE
- MAX. BASEMENT ENVELOPE
- PLOT BOUNDARY
- PLOT DIMENSIONS
- BUILDING DIMENSIONS
- SUBSTATIONS

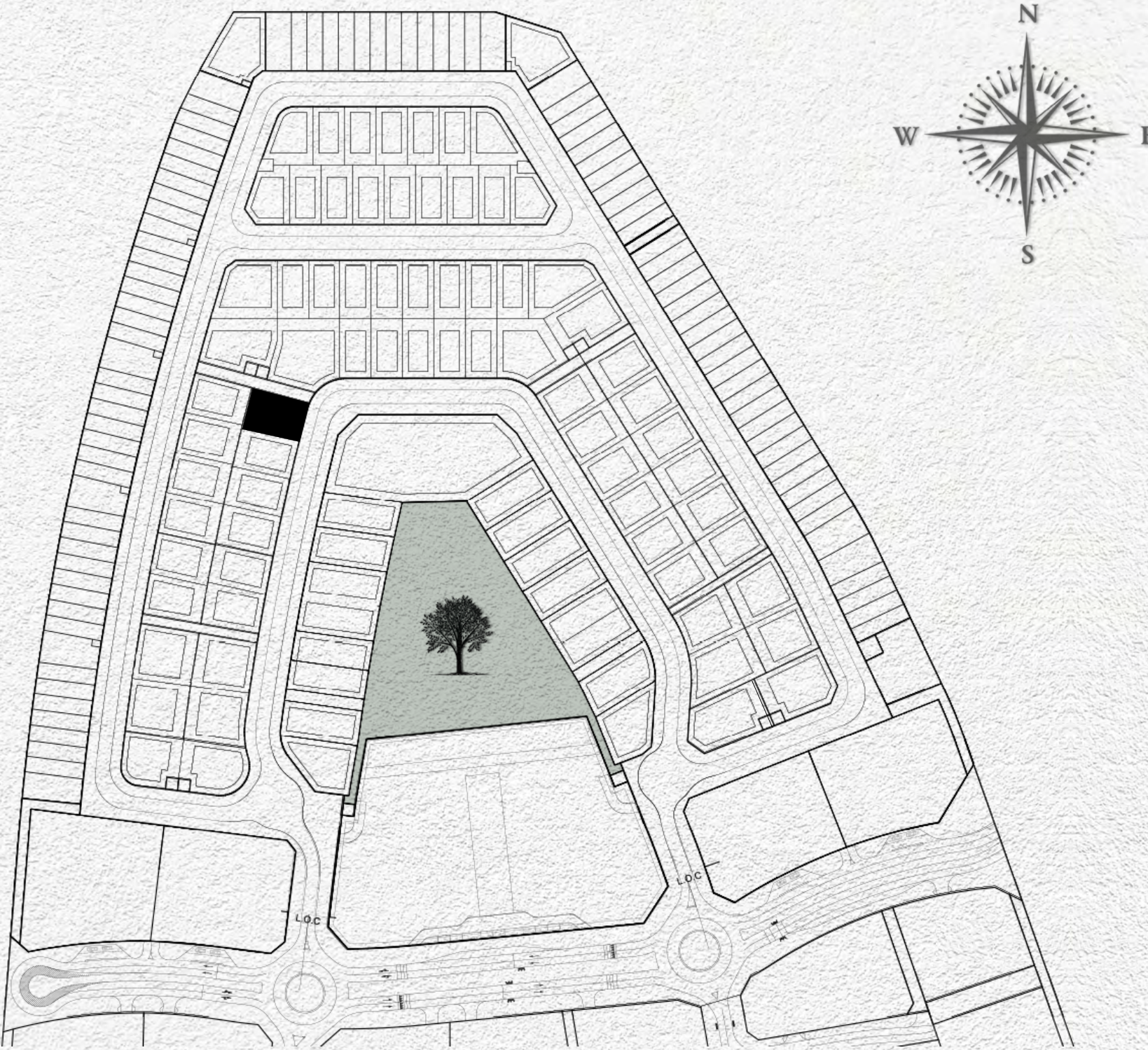


<b>Plot Number</b>	VL-33	
<b>Land Use</b>	Residential: Villa	
<b>Plot Area</b>	1,142.00 sq.m	12,292.37 sq.ft
<b>Max. GFA</b>	1,051.03 sq.m	11,313.22 sq.ft
<b>Max. Height</b>	B (optional) + G + 2 + Roof	
<b>Max. Plot Coverage</b>	655.00 sq.m	7,050.35 sq.ft

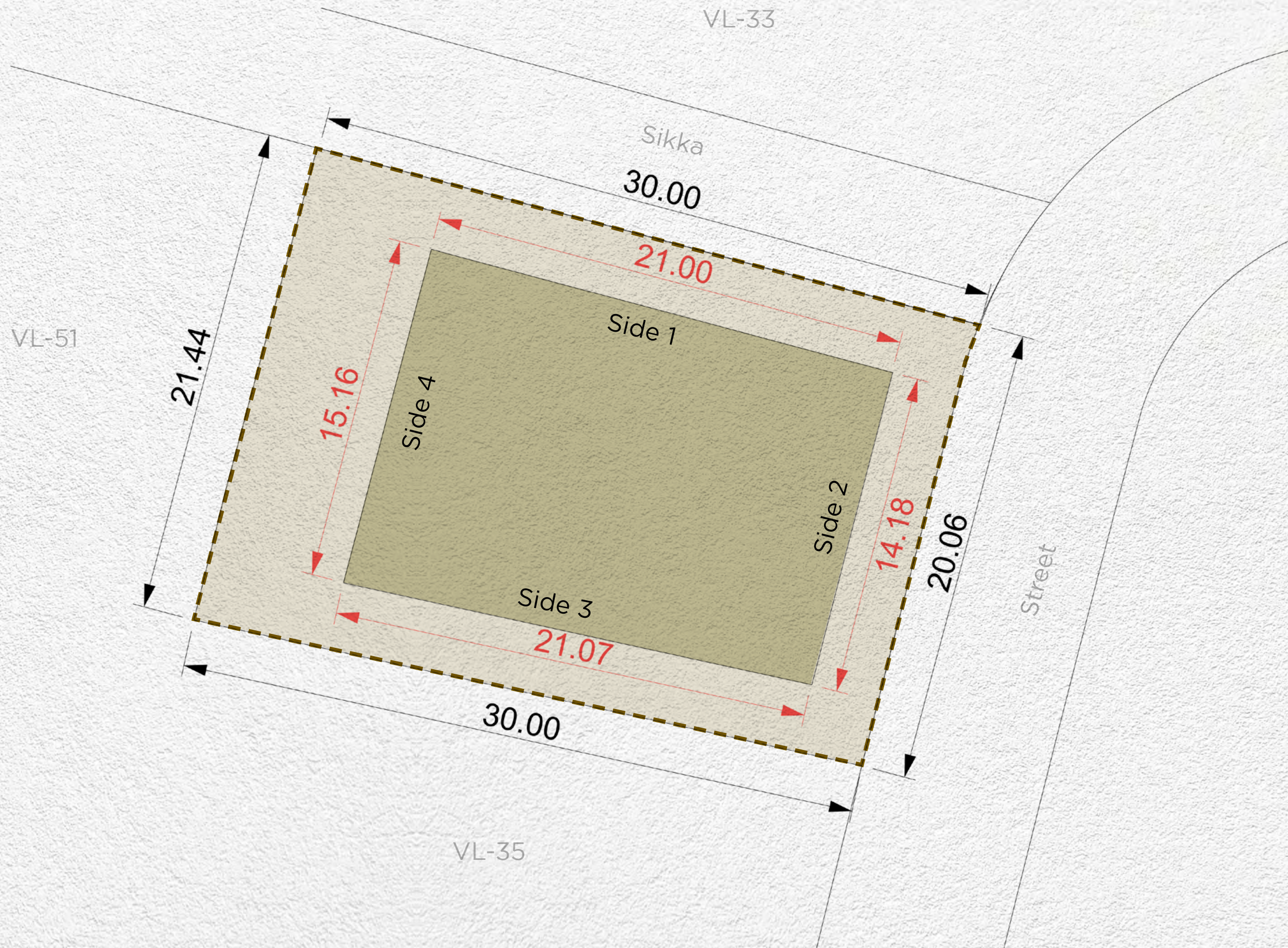
Setback				
Side 1	Side 2	Side 3	Side 4	Side 5
6m	3m	3m	3m	3m

**Disclaimer:** All areas, dimensions, numbering and drawings are preliminary and proposed only, actual areas may vary from the stated area, and sizes are not to scale. The Developer reserves the right to make revisions/alterations to the plans at its sole and absolute discretion, without prior notice and without any liability whatsoever. Plot development and design guidelines as published and as amended by the developer from time to time will apply and need to be adhered to.





- MAX. BUILDING ENVELOPE
- MAX. BASEMENT ENVELOPE
- PLOT BOUNDARY
- PLOT DIMENSIONS
- BUILDING DIMENSIONS
- SUBSTATIONS

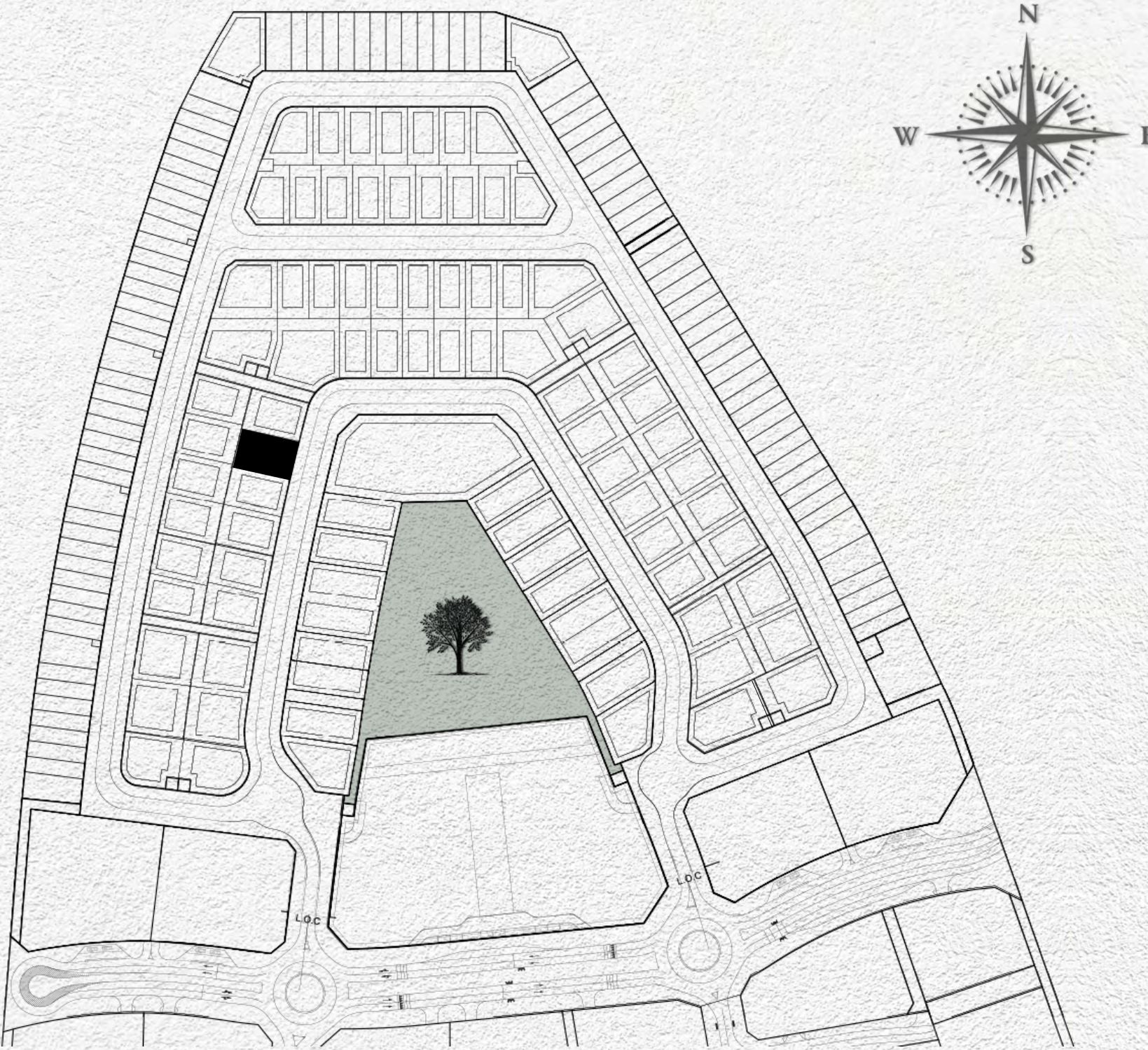


<b>Plot Number</b>	VL-34	
<b>Land Use</b>	Residential: Villa	
<b>Plot Area</b>	623.21 sq.m	6,708.17 sq.ft
<b>Max. GFA</b>	623.21 sq.m	6,708.17 sq.ft
<b>Max. Height</b>	B (optional) + G + 2 + Roof	
<b>Max. Plot Coverage</b>	308.00 sq.m	3,315.28 sq.ft

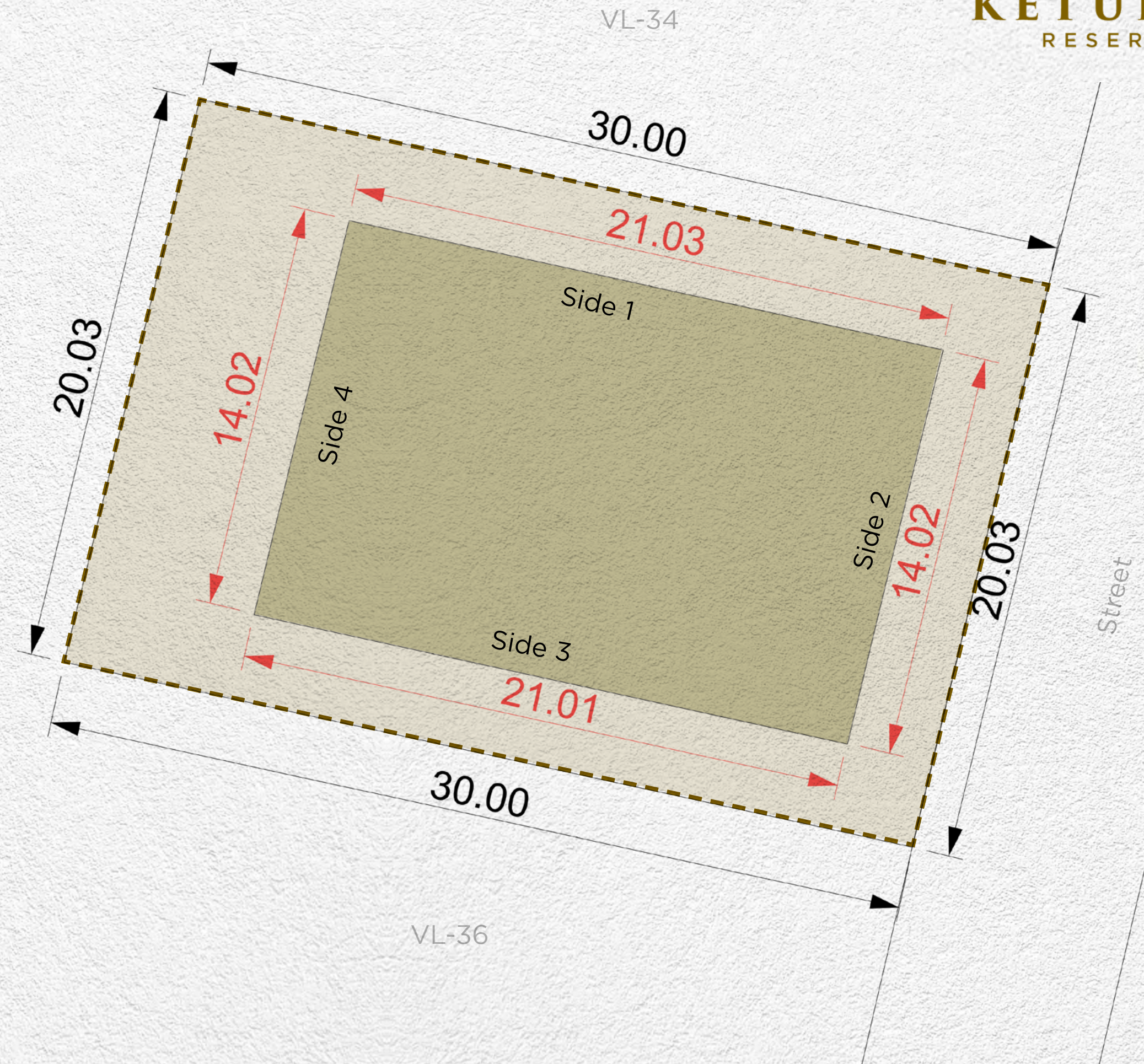
<b>Setback</b>			
Side 1	Side 2	Side 3	Side 4
3m	3m	3m	6m

**Disclaimer:** All areas, dimensions, numbering and drawings are preliminary and proposed only, actual areas may vary from the stated area, and sizes are not to scale. The Developer reserves the right to make revisions/alterations to the plans at its sole and absolute discretion, without prior notice and without any liability whatsoever. Plot development and design guidelines as published and as amended by the developer from time to time will apply and need to be adhered to.





- MAX. BUILDING ENVELOPE
- MAX. BASEMENT ENVELOPE
- PLOT BOUNDARY
- PLOT DIMENSIONS
- BUILDING DIMENSIONS
- SUBSTATIONS

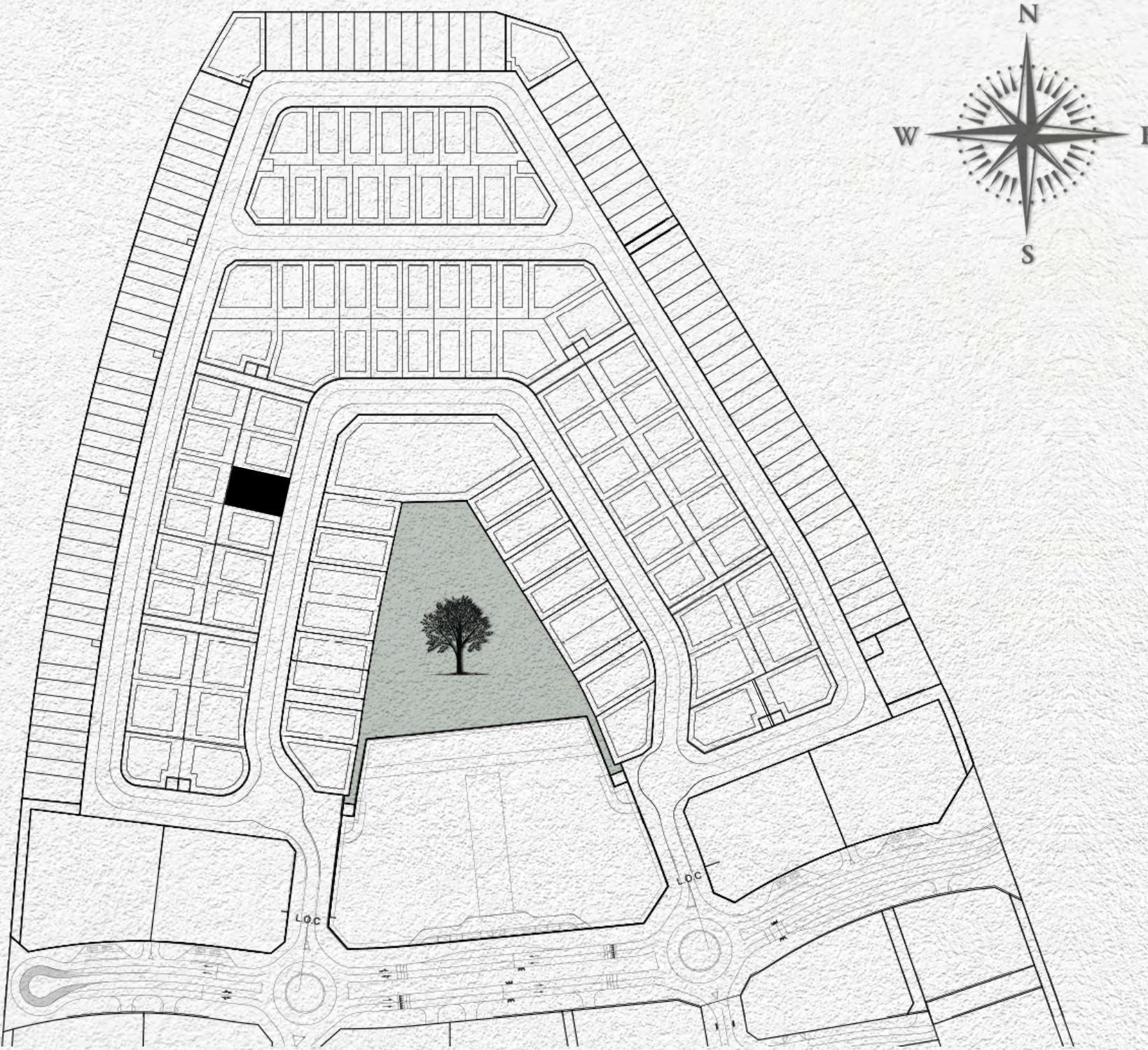


<b>Plot Number</b>	VL-35	
<b>Land Use</b>	Residential: Villa	
<b>Plot Area</b>	601.55 sq.m	6,475.02 sq.ft
<b>Max. GFA</b>	601.55 sq.m	6,475.02 sq.ft
<b>Max. Height</b>	B (optional) + G + 2 + Roof	
<b>Max. Plot Coverage</b>	295.00 sq.m	3,175.35 sq.ft

Setback			
Side 1	Side 2	Side 3	Side 4
3m	3m	3m	6m

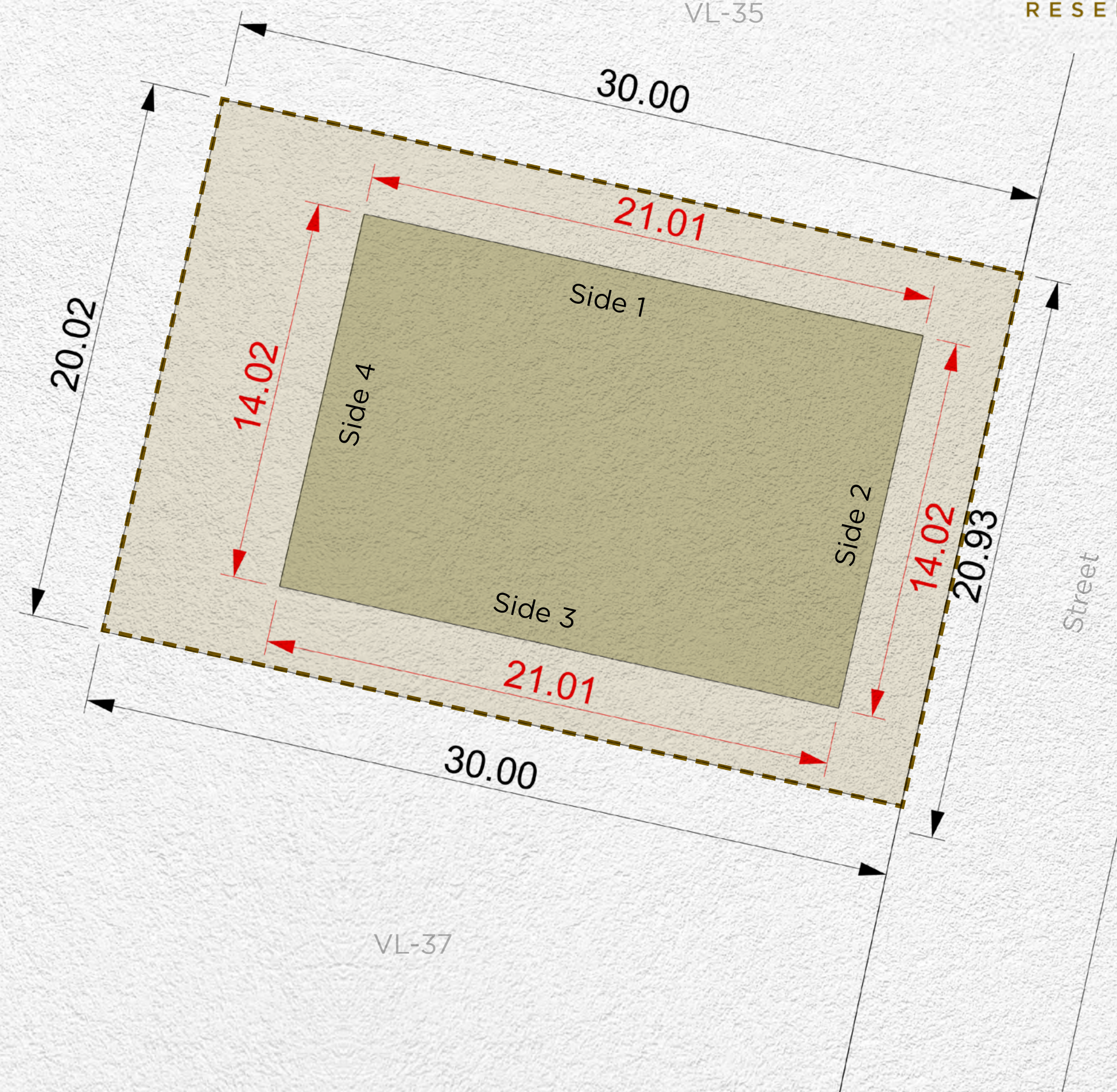
**Disclaimer:** All areas, dimensions, numbering and drawings are preliminary and proposed only, actual areas may vary from the stated area, and sizes are not to scale. The Developer reserves the right to make revisions/alterations to the plans at its sole and absolute discretion, without prior notice and without any liability whatsoever. Plot development and design guidelines as published and as amended by the developer from time to time will apply and need to be adhered to.





- MAX. BUILDING ENVELOPE
- MAX. BASEMENT ENVELOPE
- PLOT BOUNDARY
- PLOT DIMENSIONS
- BUILDING DIMENSIONS
- SUBSTATIONS

VL-49



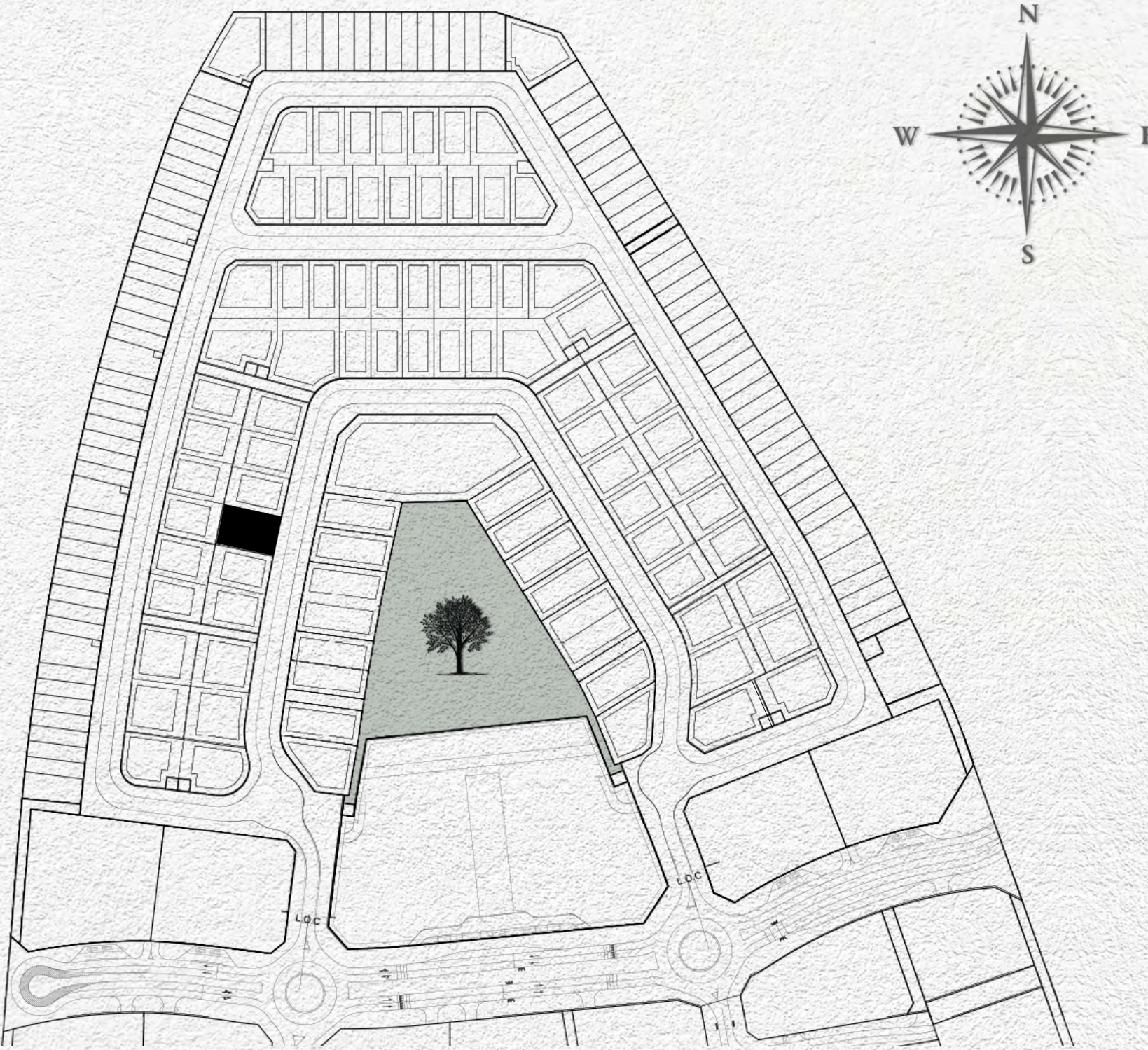
VL-37

<b>Plot Number</b>	VL-36	
<b>Land Use</b>	Residential: Villa	
<b>Plot Area</b>	600.87 sq.m	6,467.70 sq.ft
<b>Max. GFA</b>	600.87 sq.m	6,467.70 sq.ft
<b>Max. Height</b>	B (optional) + G + 2 + Roof	
<b>Max. Plot Coverage</b>	295.00 sq.m	3,175.35 sq.ft

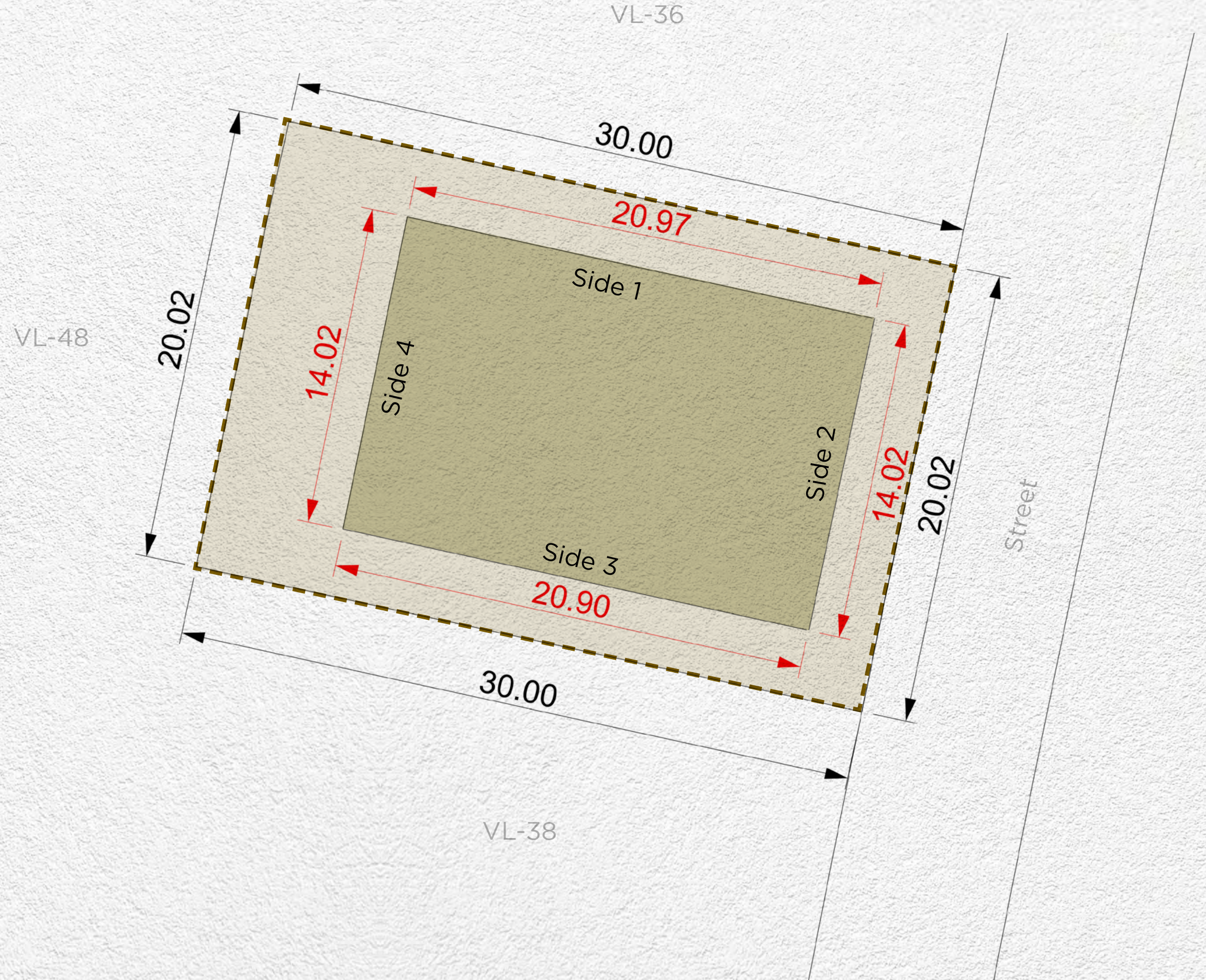
Setback			
Side 1	Side 2	Side 3	Side 4
3m	3m	3m	6m

**Disclaimer:** All areas, dimensions, numbering and drawings are preliminary and proposed only, actual areas may vary from the stated area, and sizes are not to scale. The Developer reserves the right to make revisions/alterations to the plans at its sole and absolute discretion, without prior notice and without any liability whatsoever. Plot development and design guidelines as published and as amended by the developer from time to time will apply and need to be adhered to.





- MAX. BUILDING ENVELOPE
- MAX. BASEMENT ENVELOPE
- PLOT BOUNDARY
- PLOT DIMENSIONS
- BUILDING DIMENSIONS
- SUBSTATIONS

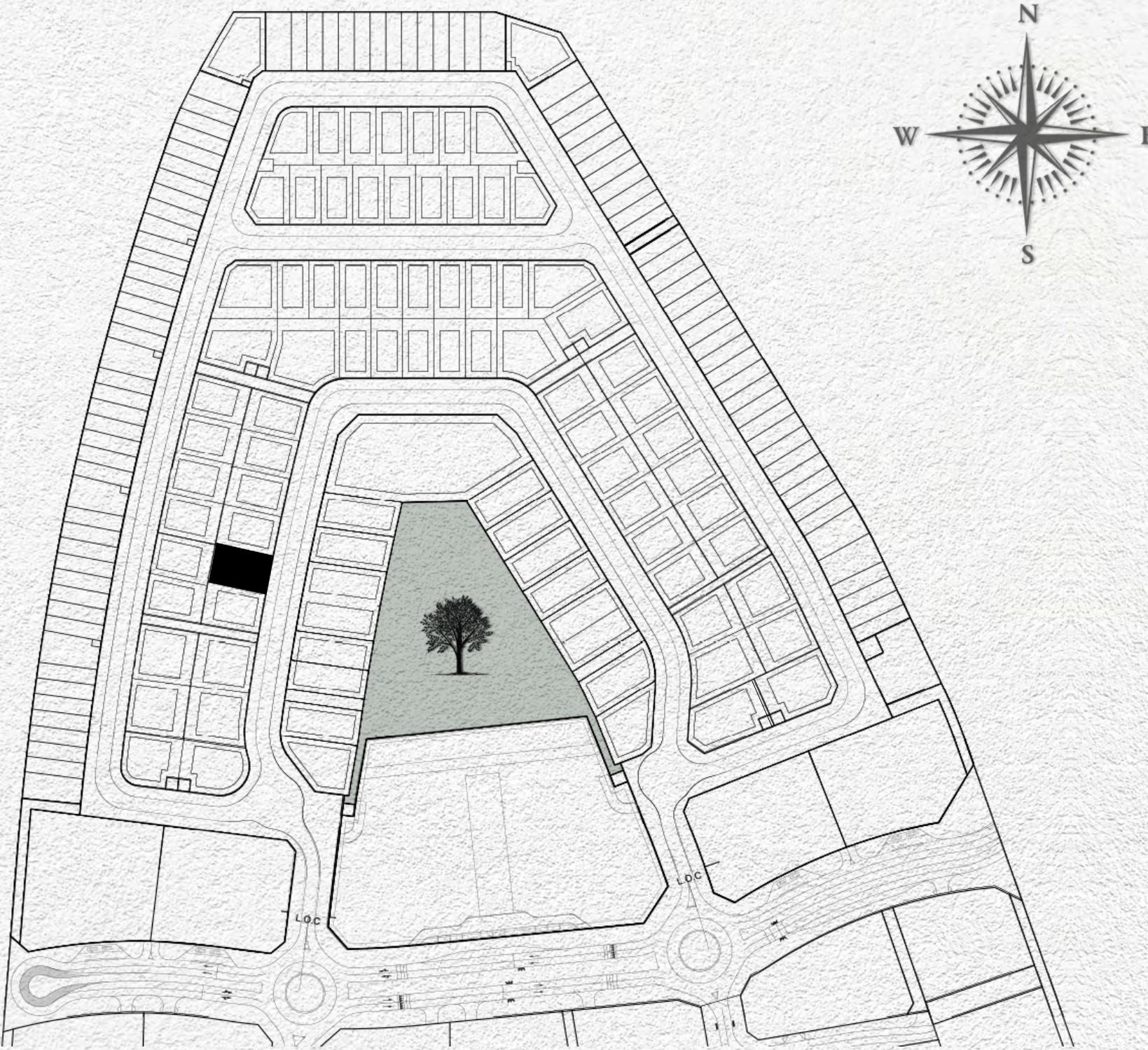


<b>Plot Number</b>	VL-37	
<b>Land Use</b>	Residential: Villa	
<b>Plot Area</b>	601.39 sq.m	6,473.30 sq.ft
<b>Max. GFA</b>	601.39 sq.m	6,473.30 sq.ft
<b>Max. Height</b>	B (optional) + G + 2 + Roof	
<b>Max. Plot Coverage</b>	295.00 sq.m	3,175.35 sq.ft

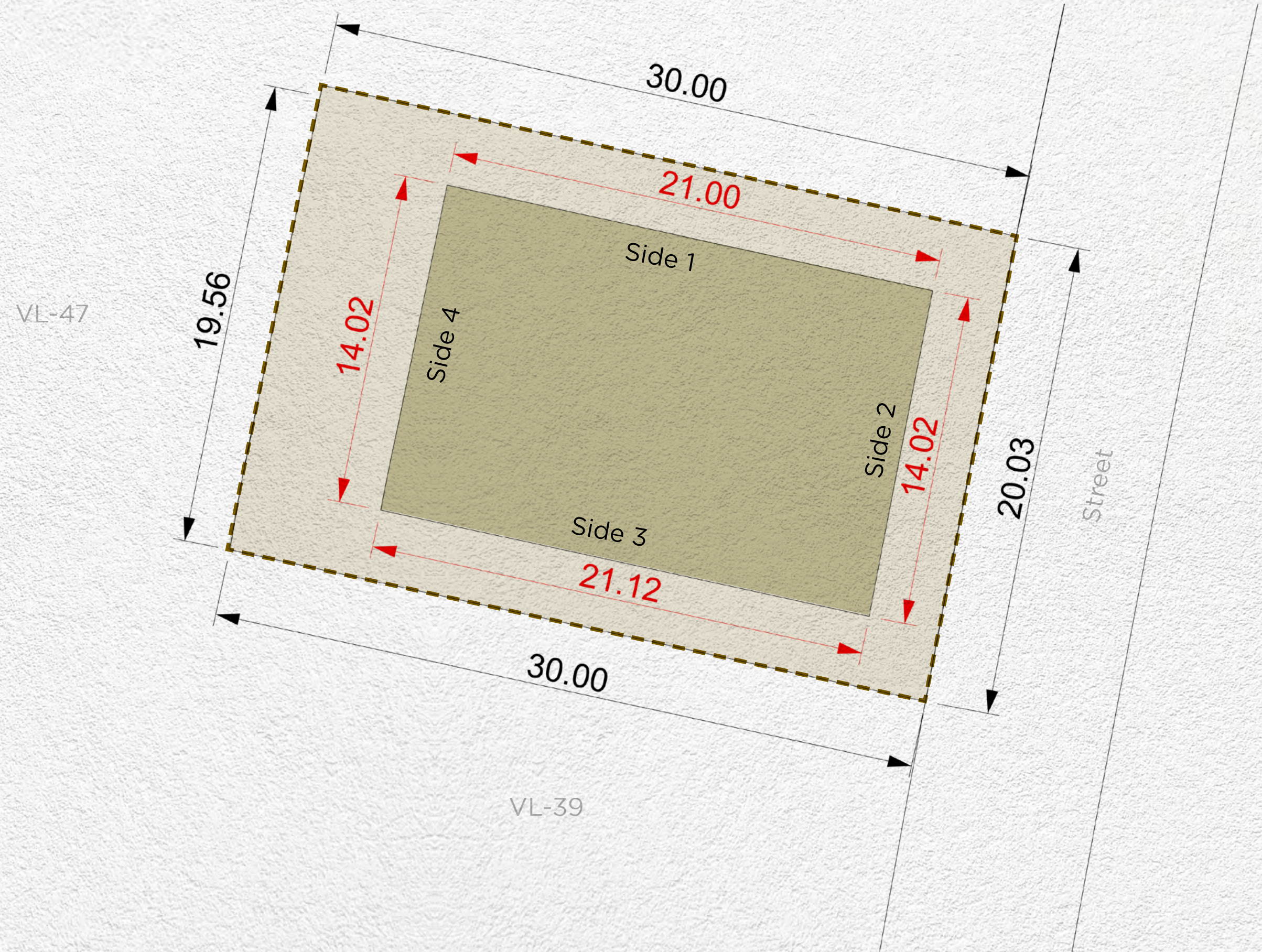
<b>Setback</b>			
Side 1	Side 2	Side 3	Side 4
3m	3m	3m	6m

**Disclaimer:** All areas, dimensions, numbering and drawings are preliminary and proposed only, actual areas may vary from the stated area, and sizes are not to scale. The Developer reserves the right to make revisions/alterations to the plans at its sole and absolute discretion, without prior notice and without any liability whatsoever. Plot development and design guidelines as published and as amended by the developer from time to time will apply and need to be adhered to.





- MAX. BUILDING ENVELOPE
- MAX. BASEMENT ENVELOPE
- PLOT BOUNDARY
- PLOT DIMENSIONS
- BUILDING DIMENSIONS
- SUBSTATIONS

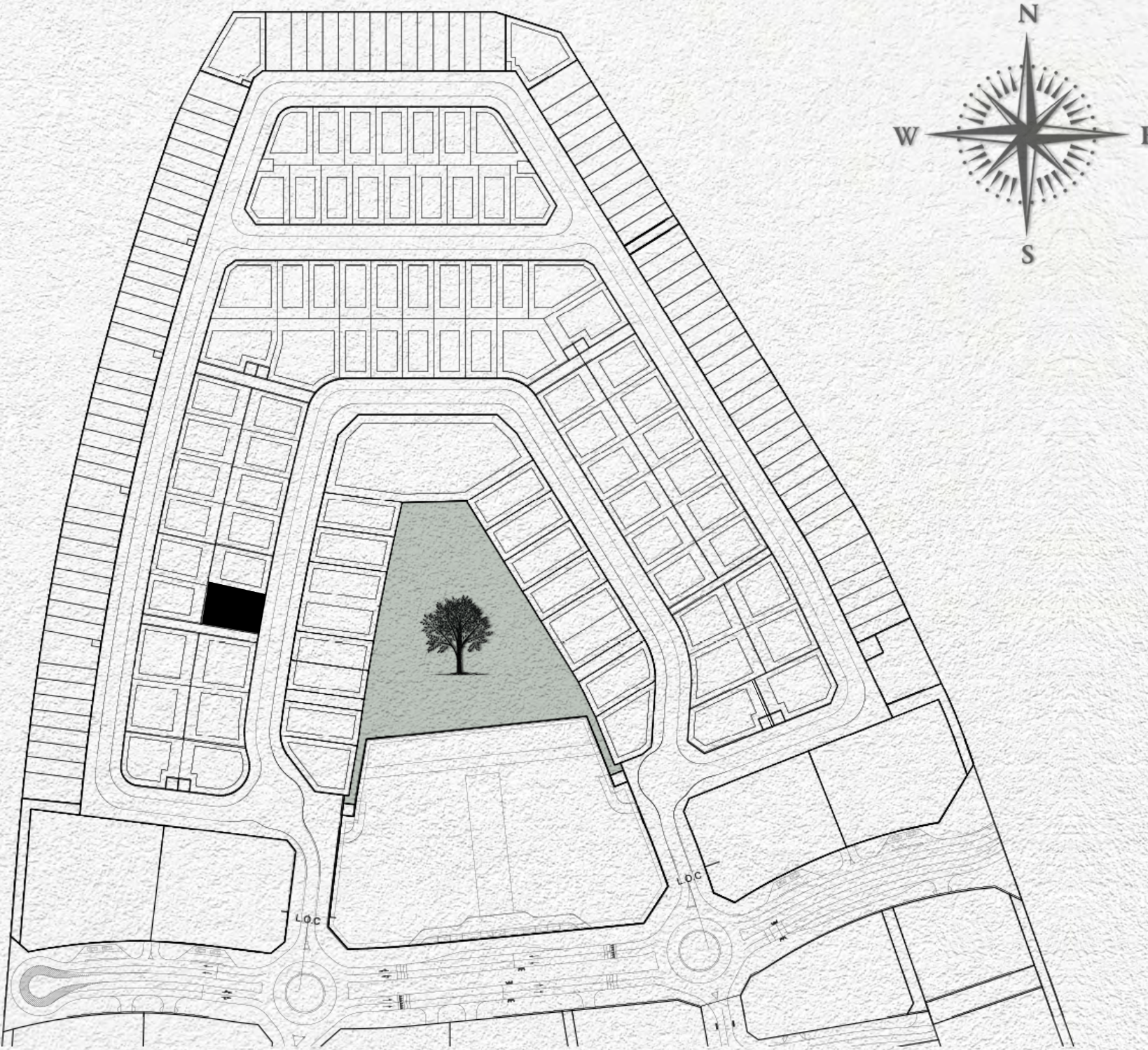


<b>Plot Number</b>	VL-38	
<b>Land Use</b>	Residential: Villa	
<b>Plot Area</b>	601.91 sq.m	6,478.90 sq.ft
<b>Max. GFA</b>	601.91 sq.m	6,478.90 sq.ft
<b>Max. Height</b>	B (optional) + G + 2 + Roof	
<b>Max. Plot Coverage</b>	294.00 sq.m	3,164.59 sq.ft

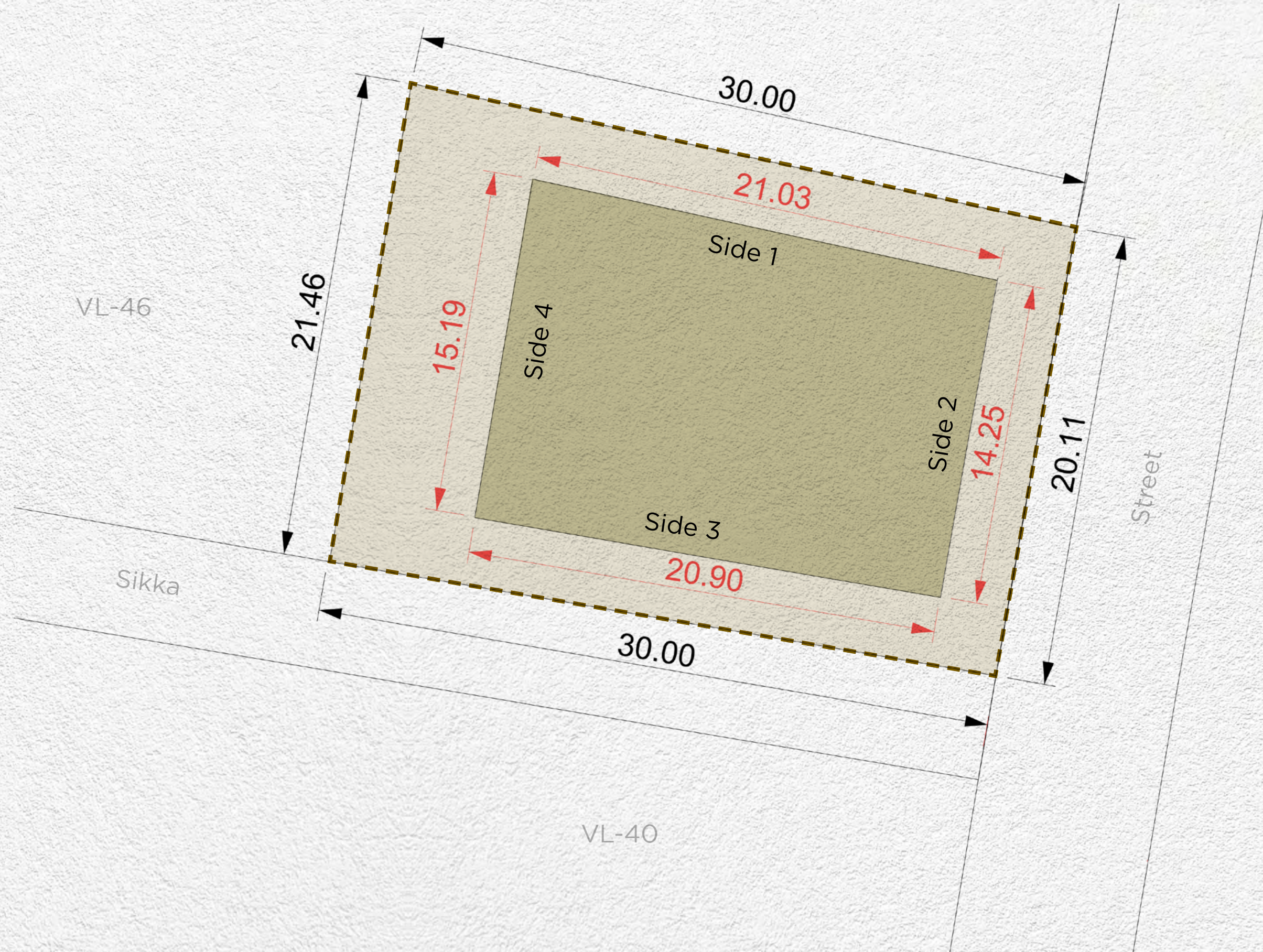
Setback			
Side 1	Side 2	Side 3	Side 4
3m	3m	3m	6m

**Disclaimer:** All areas, dimensions, numbering and drawings are preliminary and proposed only, actual areas may vary from the stated area, and sizes are not to scale. The Developer reserves the right to make revisions/alterations to the plans at its sole and absolute discretion, without prior notice and without any liability whatsoever. Plot development and design guidelines as published and as amended by the developer from time to time will apply and need to be adhered to.





- MAX. BUILDING ENVELOPE
- MAX. BASEMENT ENVELOPE
- PLOT BOUNDARY
- PLOT DIMENSIONS
- BUILDING DIMENSIONS
- SUBSTATIONS

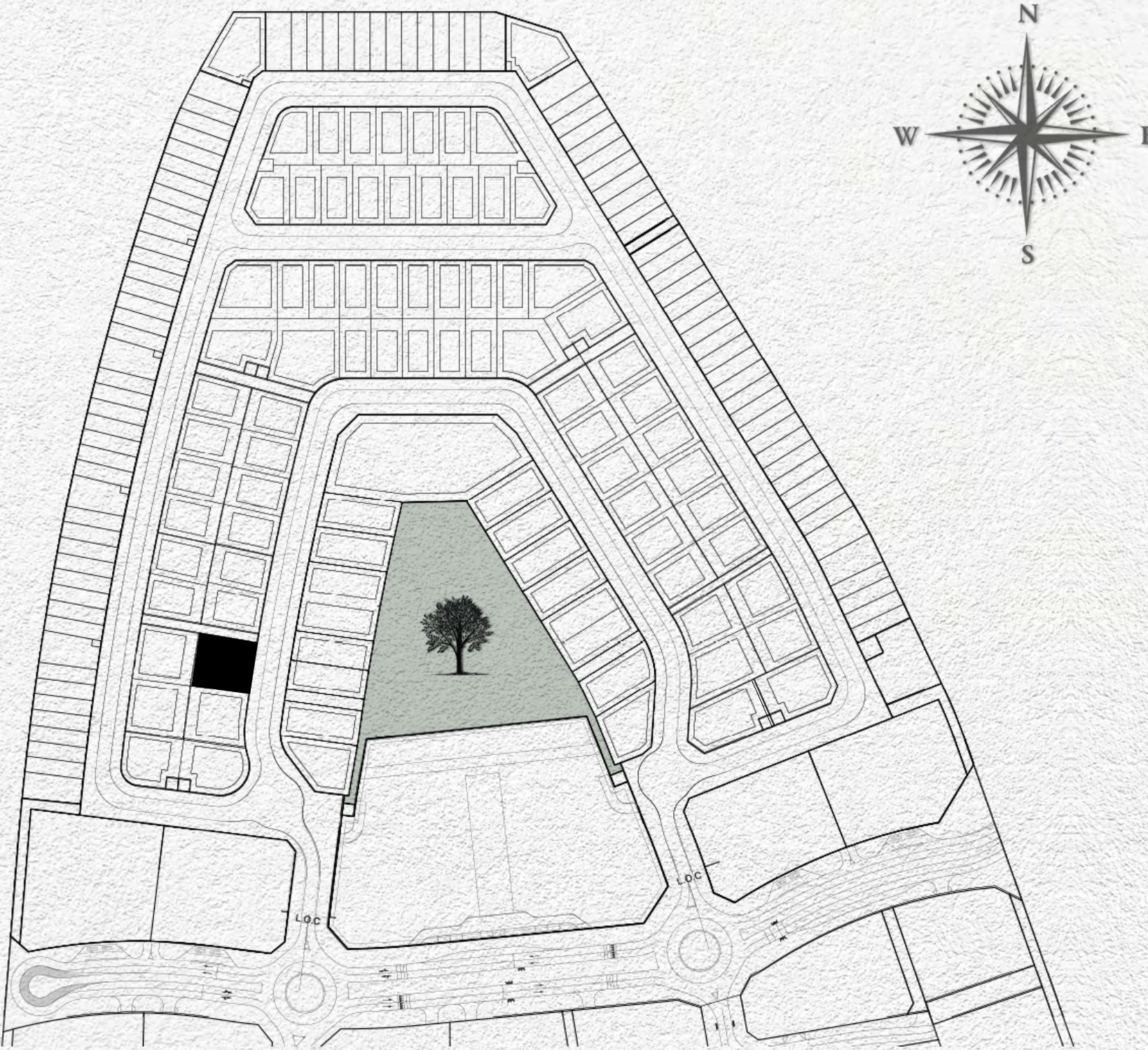


<b>Plot Number</b>	VL-39	
<b>Land Use</b>	Residential: Villa	
<b>Plot Area</b>	622.84 sq.m	6704.19 sq.ft
<b>Max. GFA</b>	622.84 sq.m	6704.19 sq.ft
<b>Max. Height</b>	B (optional) + G + 2 + Roof	
<b>Max. Plot Coverage</b>	295.00 sq.m	3,175.35 sq.ft

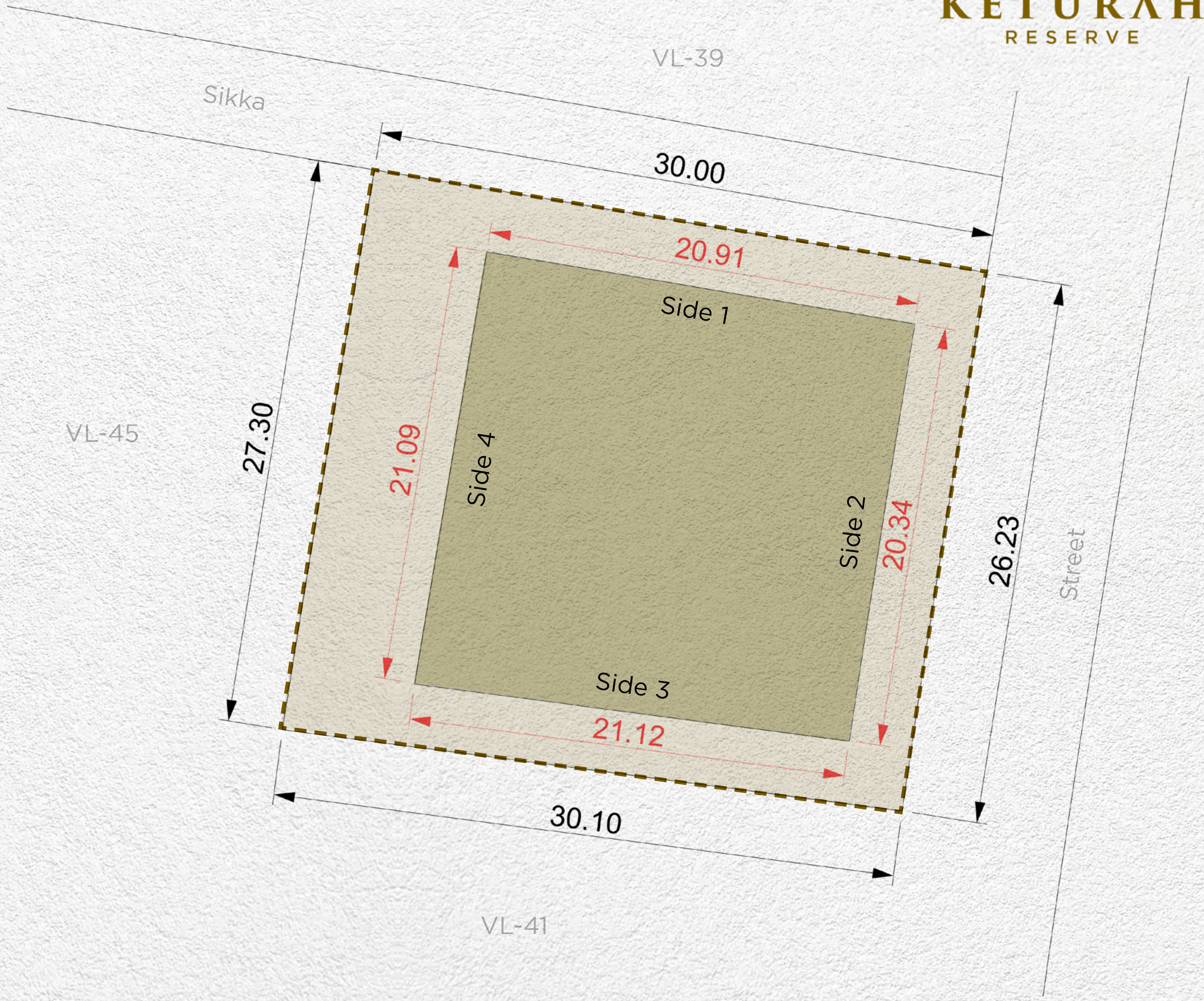
Setback			
Side 1	Side 2	Side 3	Side 4
3m	3m	3m	6m

**Disclaimer:** All areas, dimensions, numbering and drawings are preliminary and proposed only, actual areas may vary from the stated area, and sizes are not to scale. The Developer reserves the right to make revisions/alterations to the plans at its sole and absolute discretion, without prior notice and without any liability whatsoever. Plot development and design guidelines as published and as amended by the developer from time to time will apply and need to be adhered to.





- MAX. BUILDING ENVELOPE
- MAX. BASEMENT ENVELOPE
- PLOT BOUNDARY
- PLOT DIMENSIONS
- BUILDING DIMENSIONS
- SUBSTATIONS

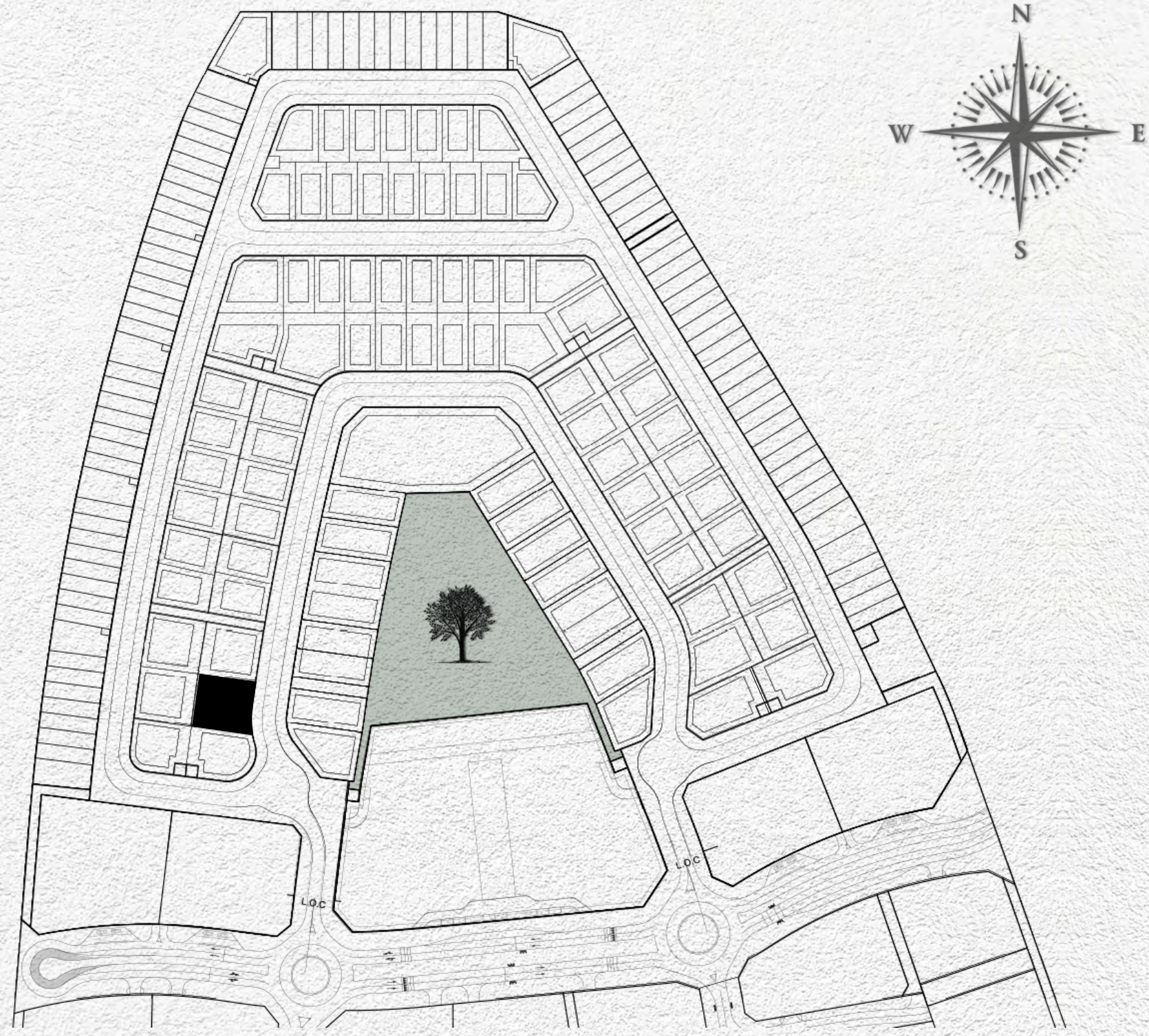


<b>Plot Number</b>	VL-40	
<b>Land Use</b>	Residential: Villa	
<b>Plot Area</b>	803.08 sq.m	8,644.27 sq.ft
<b>Max. GFA</b>	803.08 sq.m	8,644.27 sq.ft
<b>Max. Height</b>	B (optional) + G + 2 + Roof	
<b>Max. Plot Coverage</b>	308.00 sq.m	3,315.28 sq.ft

Setback			
Side 1	Side 2	Side 3	Side 4
3m	3m	3m	6m

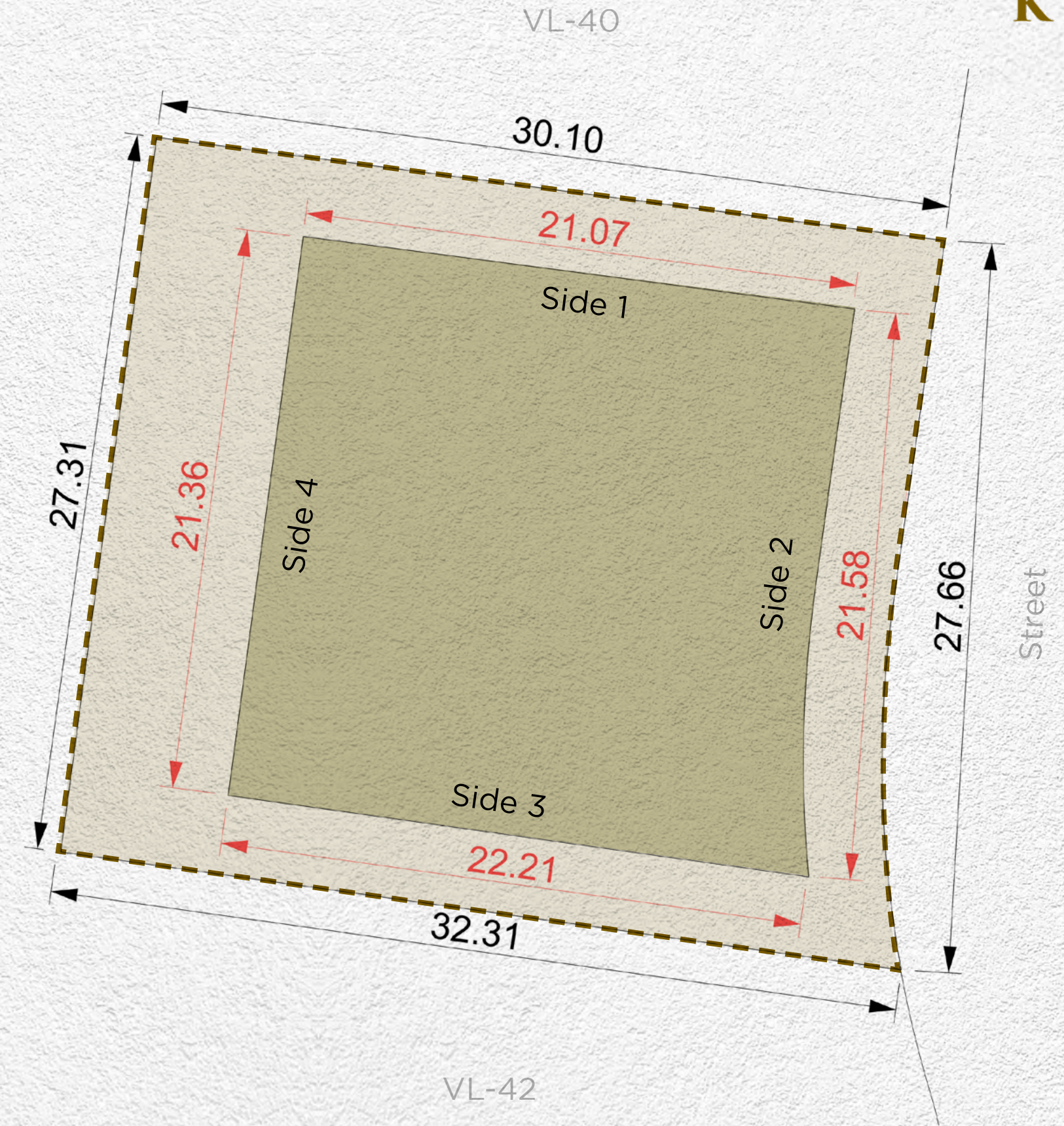
**Disclaimer:** All areas, dimensions, numbering and drawings are preliminary and proposed only, actual areas may vary from the stated area, and sizes are not to scale. The Developer reserves the right to make revisions/alterations to the plans at its sole and absolute discretion, without prior notice and without any liability whatsoever. Plot development and design guidelines as published and as amended by the developer from time to time will apply and need to be adhered to.





- MAX. BUILDING ENVELOPE
- MAX. BASEMENT ENVELOPE
- PLOT BOUNDARY
- PLOT DIMENSIONS
- BUILDING DIMENSIONS
- SUBSTATIONS

VL-44



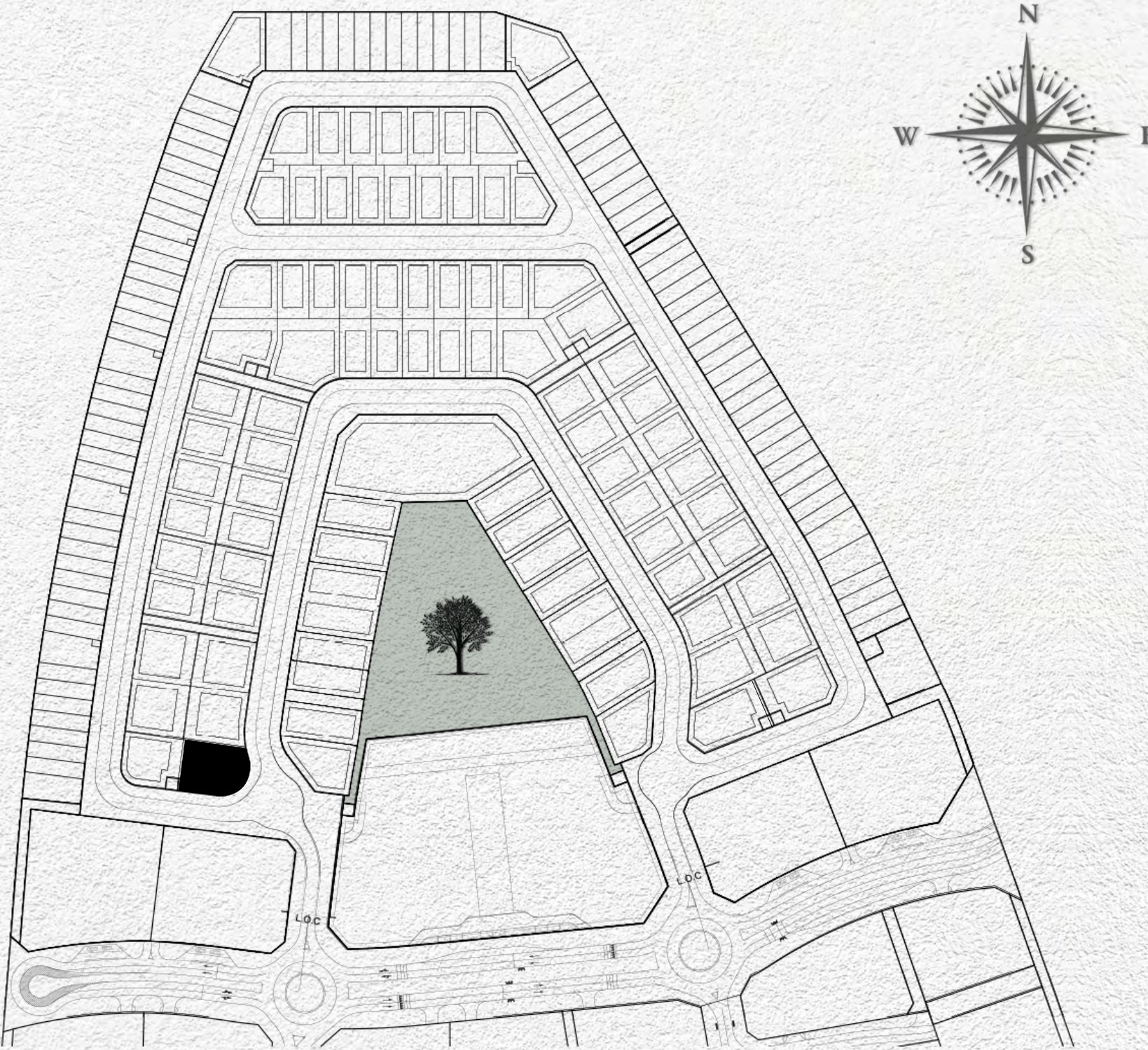
VL-42

<b>Plot Number</b>	VL-41	
<b>Land Use</b>	Residential: Villa	
<b>Plot Area</b>	833.56 sq.m	8,972.36 sq.ft
<b>Max. GFA</b>	833.56 sq.m	8,972.36 sq.ft
<b>Max. Height</b>	B (optional) + G + 2 + Roof	
<b>Max. Plot Coverage</b>	435.00 sq.m	4,682.30 sq.ft

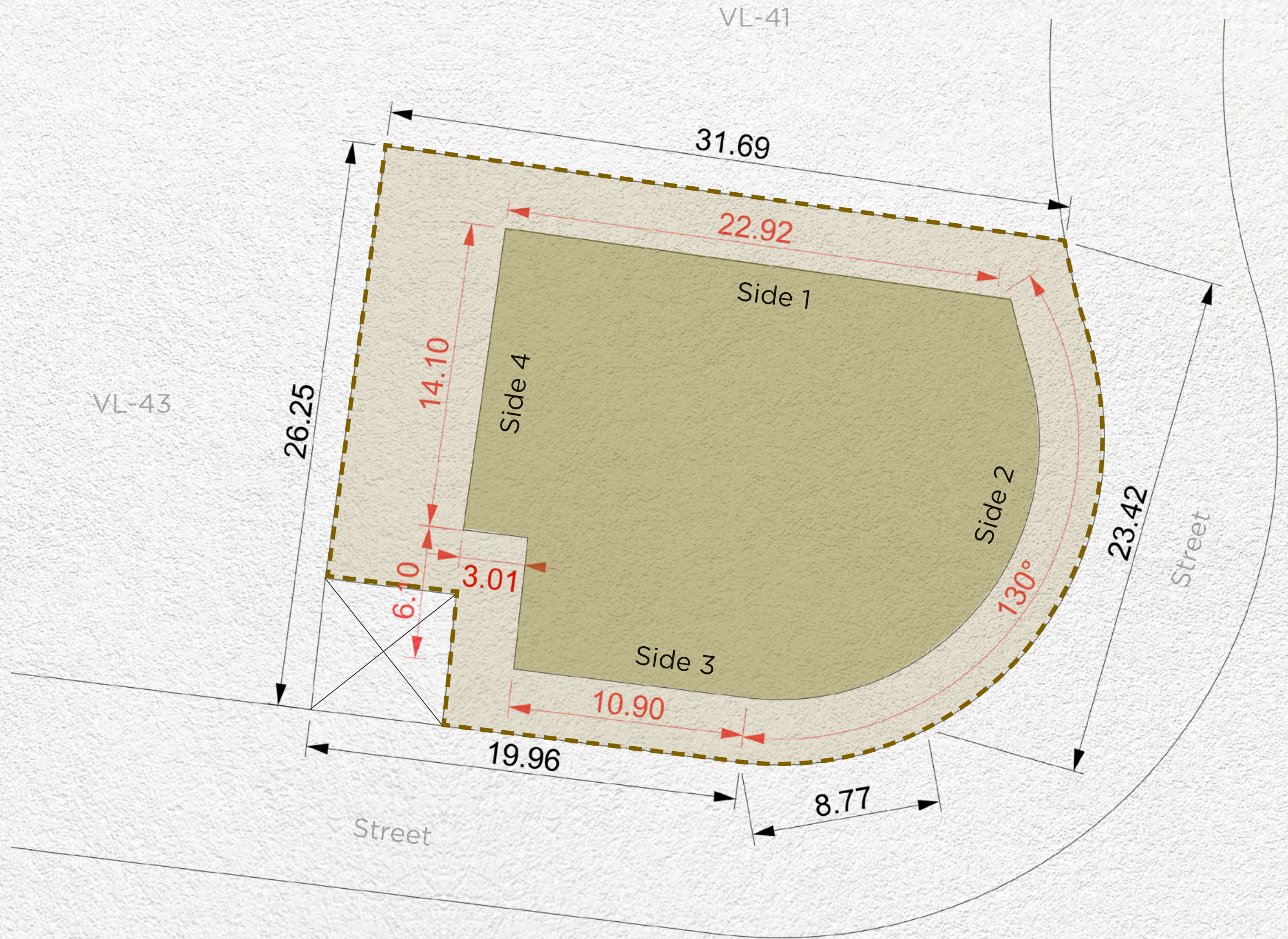
Setback			
Side 1	Side 2	Side 3	Side 4
3m	3m	3m	6m

**Disclaimer:** All areas, dimensions, numbering and drawings are preliminary and proposed only, actual areas may vary from the stated area, and sizes are not to scale. The Developer reserves the right to make revisions/alterations to the plans at its sole and absolute discretion, without prior notice and without any liability whatsoever. Plot development and design guidelines as published and as amended by the developer from time to time will apply and need to be adhered to.





- MAX. BUILDING ENVELOPE
- MAX. BASEMENT ENVELOPE
- PLOT BOUNDARY
- PLOT DIMENSIONS
- BUILDING DIMENSIONS
- SUBSTATIONS

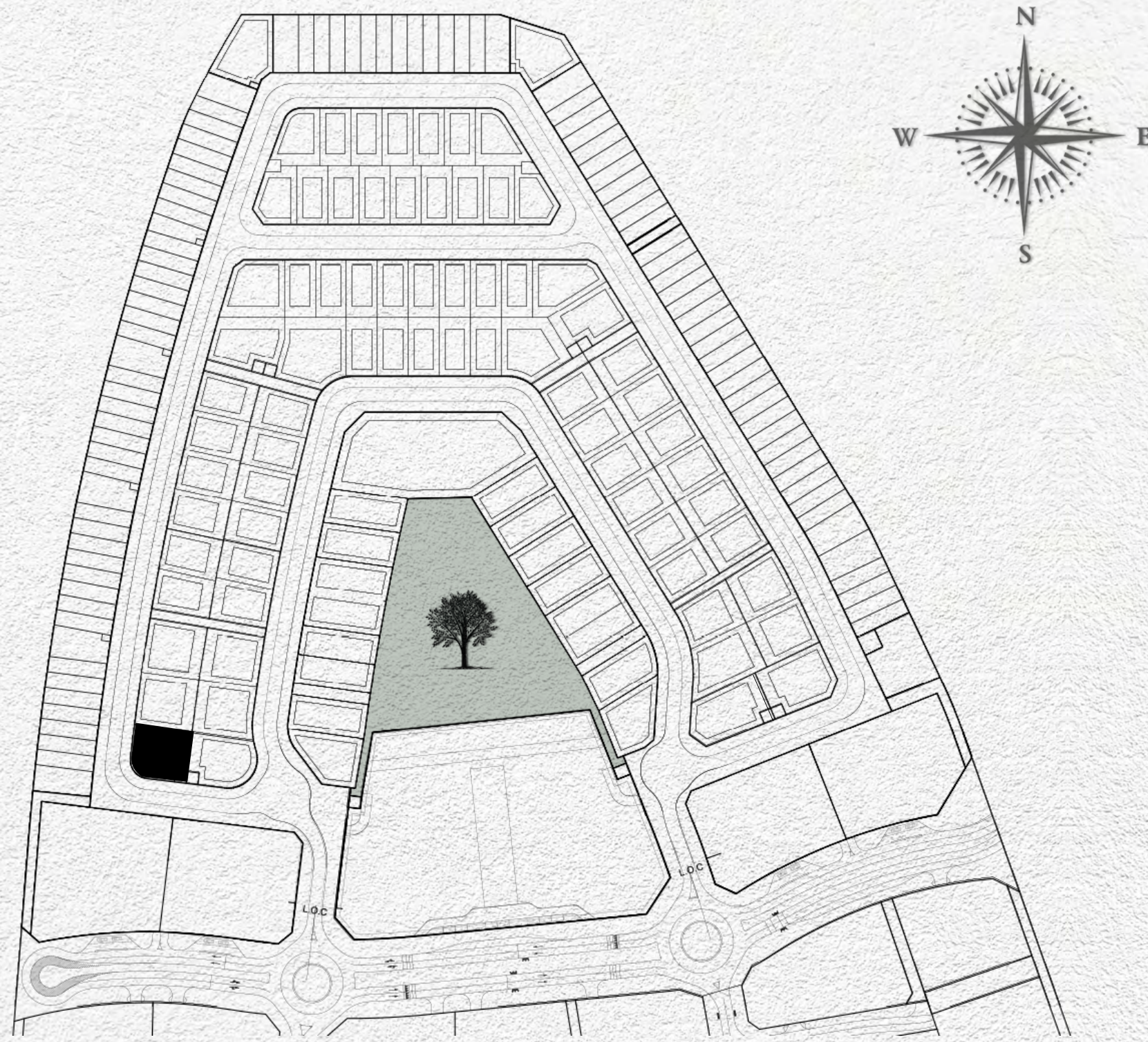


<b>Plot Number</b>	VL-42	
<b>Land Use</b>	Residential: Villa	
<b>Plot Area</b>	812.44 sq.m	8,745.02 sq.ft
<b>Max. GFA</b>	700.00 sq.m	7,534.73 sq.ft
<b>Max. Height</b>	B (optional) + G + 2 + Roof	
<b>Max. Plot Coverage</b>	455.00 sq.m	4,897.57 sq.ft

Setback			
Side 1	Side 2	Side 3	Side 4
3m	3m	3m	6m

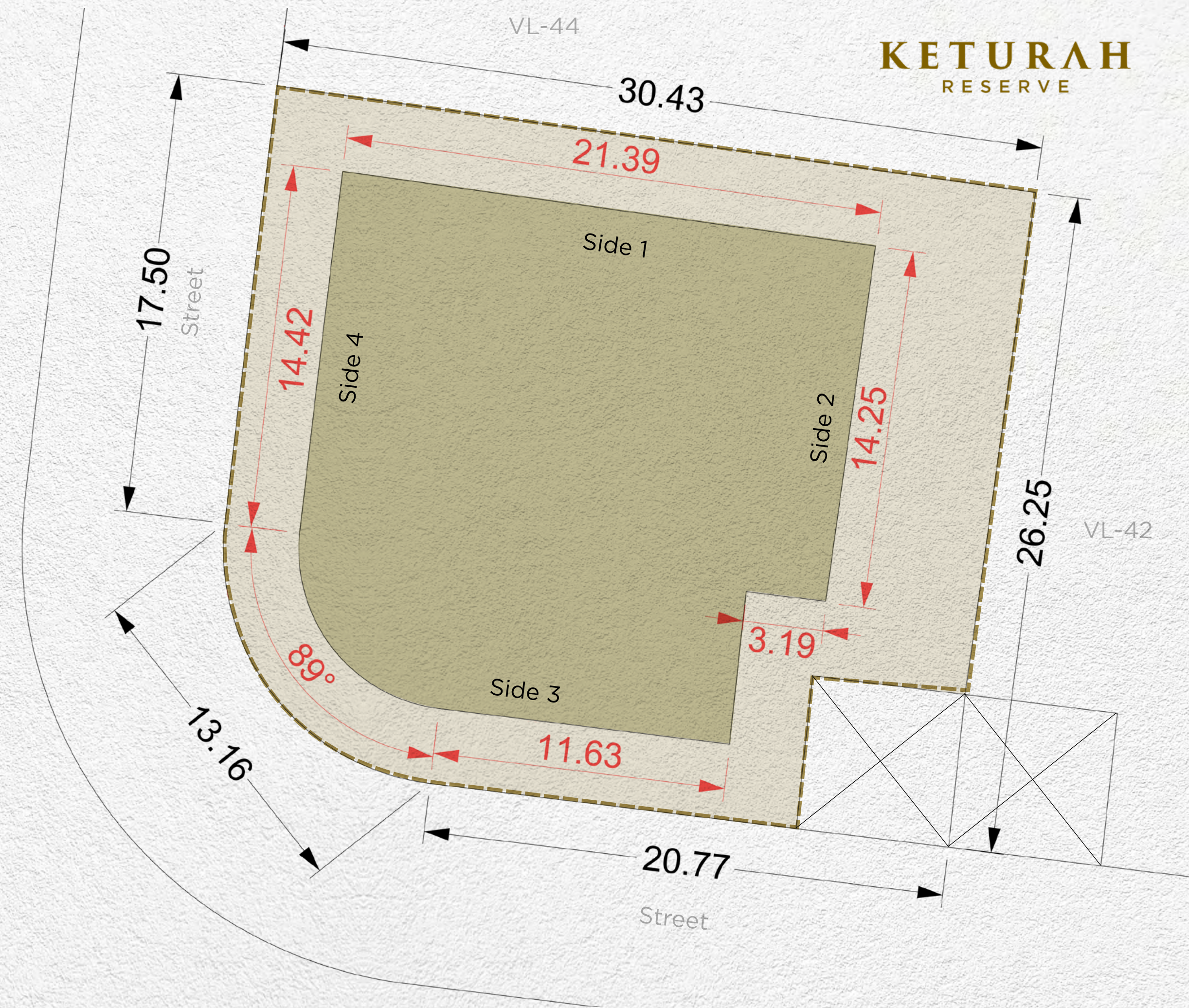
**Disclaimer:** All areas, dimensions, numbering and drawings are preliminary and proposed only, actual areas may vary from the stated area, and sizes are not to scale. The Developer reserves the right to make revisions/alterations to the plans at its sole and absolute discretion, without prior notice and without any liability whatsoever. Plot development and design guidelines as published and as amended by the developer from time to time will apply and need to be adhered to.





- MAX. BUILDING ENVELOPE
- MAX. BASEMENT ENVELOPE
- PLOT BOUNDARY
- PLOT DIMENSIONS
- BUILDING DIMENSIONS
- SUBSTATIONS

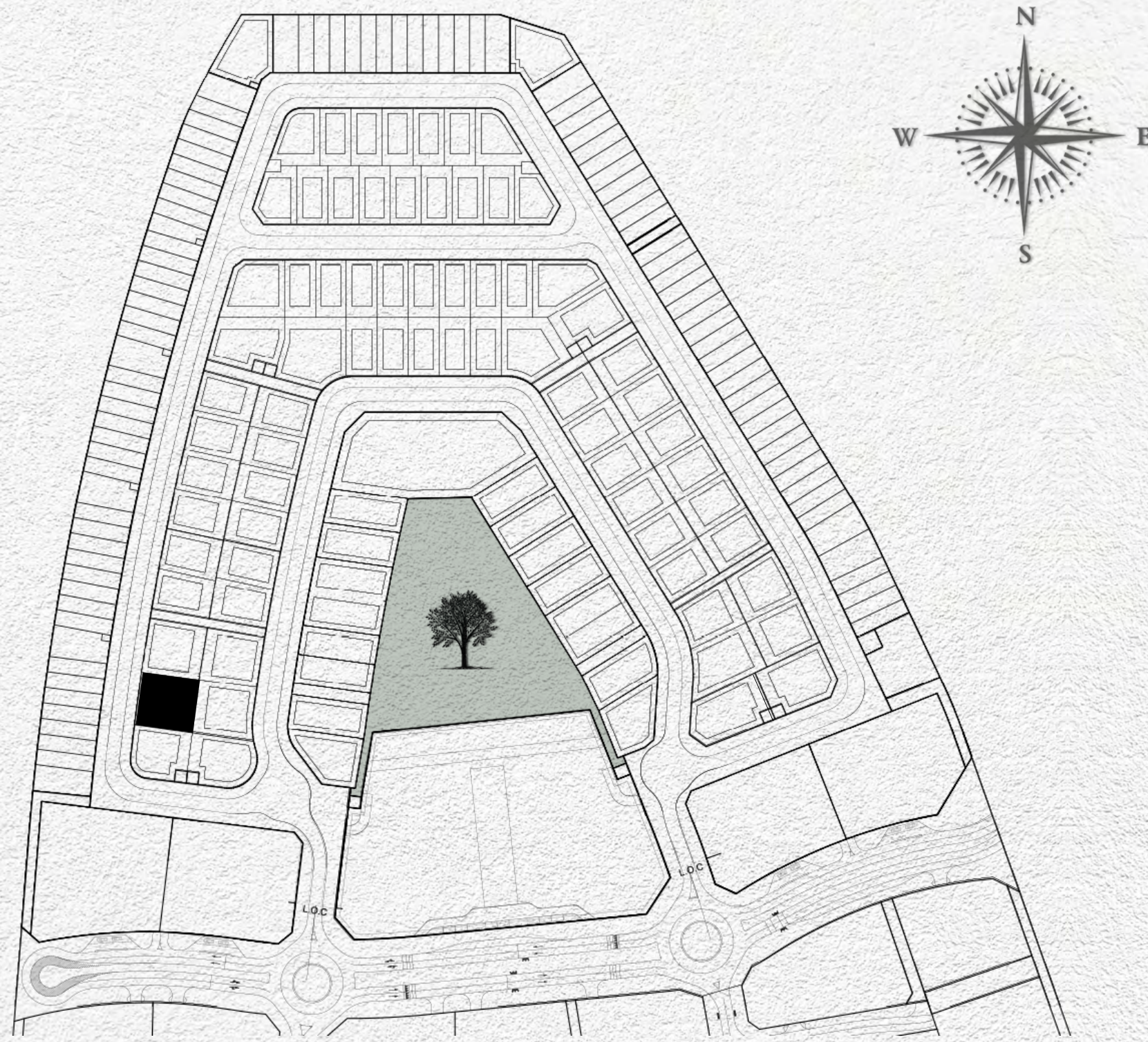
<b>Plot Number</b>	VL-43	
<b>Land Use</b>	Residential: Villa	
<b>Plot Area</b>	739.30 sq.m	7,957.75 sq.ft
<b>Max. GFA</b>	700.00 sq.m	7,534.73 sq.ft
<b>Max. Height</b>	B (optional) + G + 2 + Roof	
<b>Max. Plot Coverage</b>	407.00 sq.m	4,380.91 sq.ft



Setback			
Side 1	Side 2	Side 3	Side 4
3m	6m	3m	3m

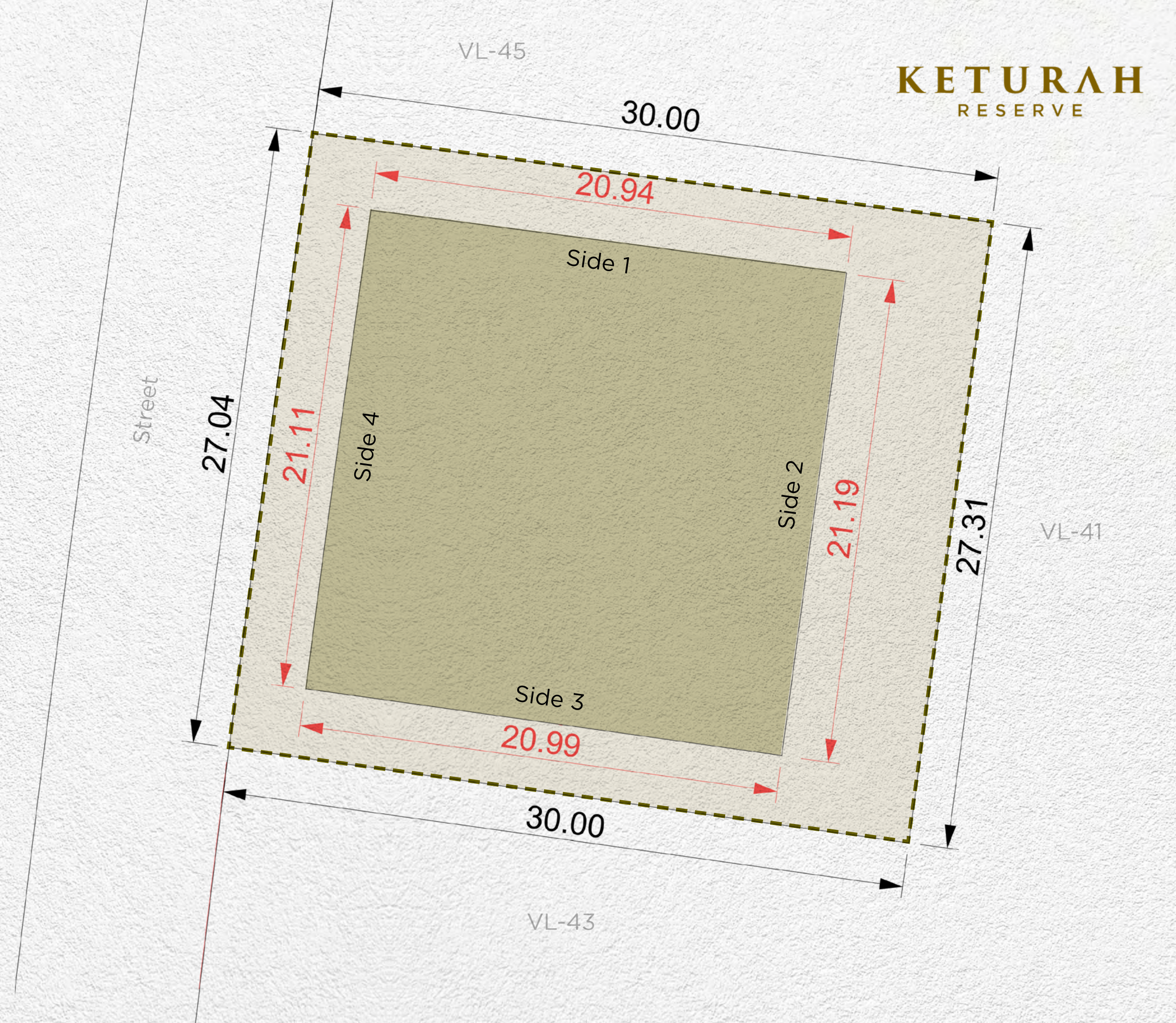
**Disclaimer:** All areas, dimensions, numbering and drawings are preliminary and proposed only, actual areas may vary from the stated area, and sizes are not to scale. The Developer reserves the right to make revisions/alterations to the plans at its sole and absolute discretion, without prior notice and without any liability whatsoever. Plot development and design guidelines as published and as amended by the developer from time to time will apply and need to be adhered to.





- MAX. BUILDING ENVELOPE
- MAX. BASEMENT ENVELOPE
- PLOT BOUNDARY
- PLOT DIMENSIONS
- BUILDING DIMENSIONS
- SUBSTATIONS


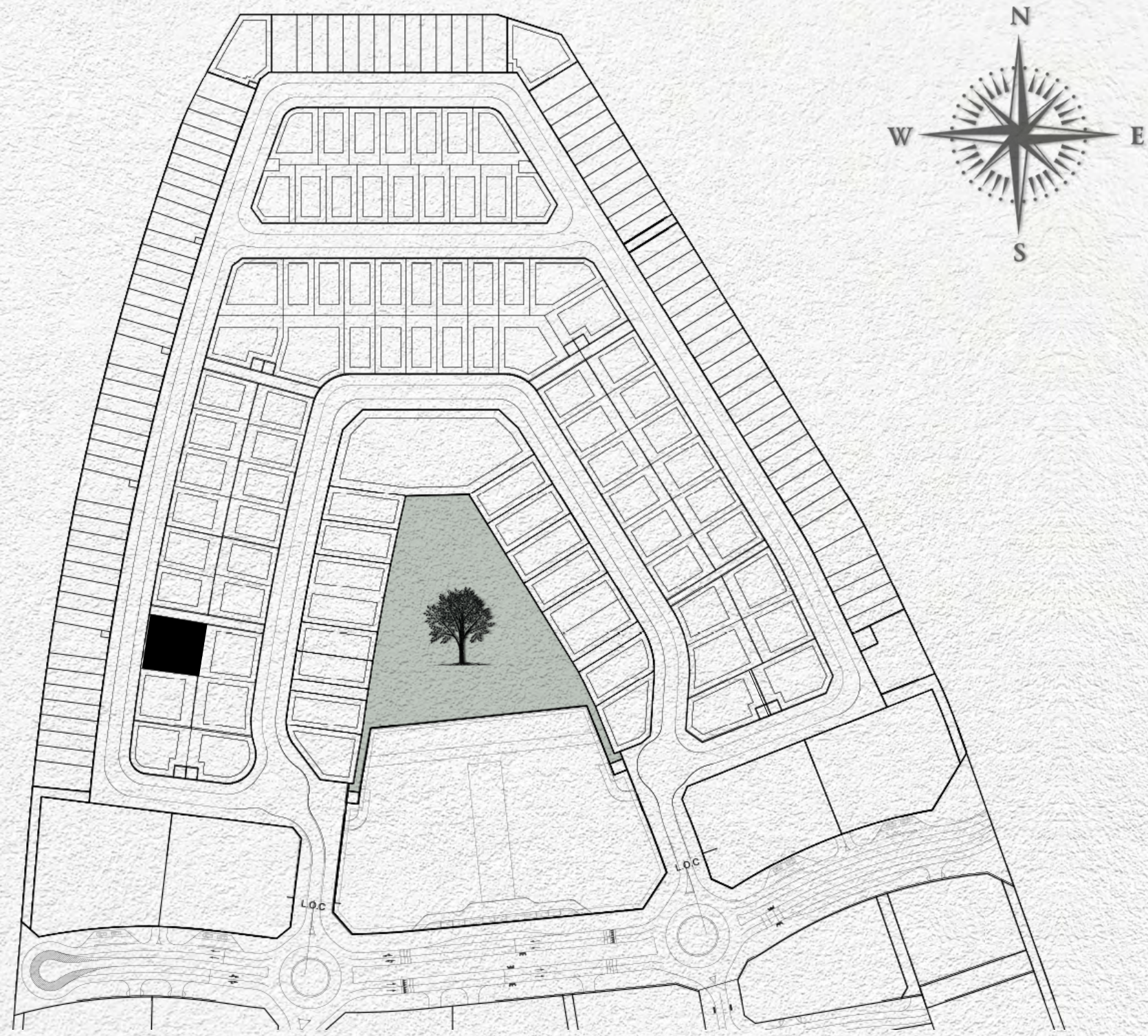
<b>Plot Number</b>	VL-44	
<b>Land Use</b>	Residential: Villa	
<b>Plot Area</b>	814.21 sq.m	8,764.08 sq.ft
<b>Max. GFA</b>	814.21 sq.m	8,764.08 sq.ft
<b>Max. Height</b>	B (optional) + G + 2 + Roof	
<b>Max. Plot Coverage</b>	444.00 sq.m	4,779.17 sq.ft



<b>Setback</b>			
Side 1	Side 2	Side 3	Side 4
3m	6m	3m	3m

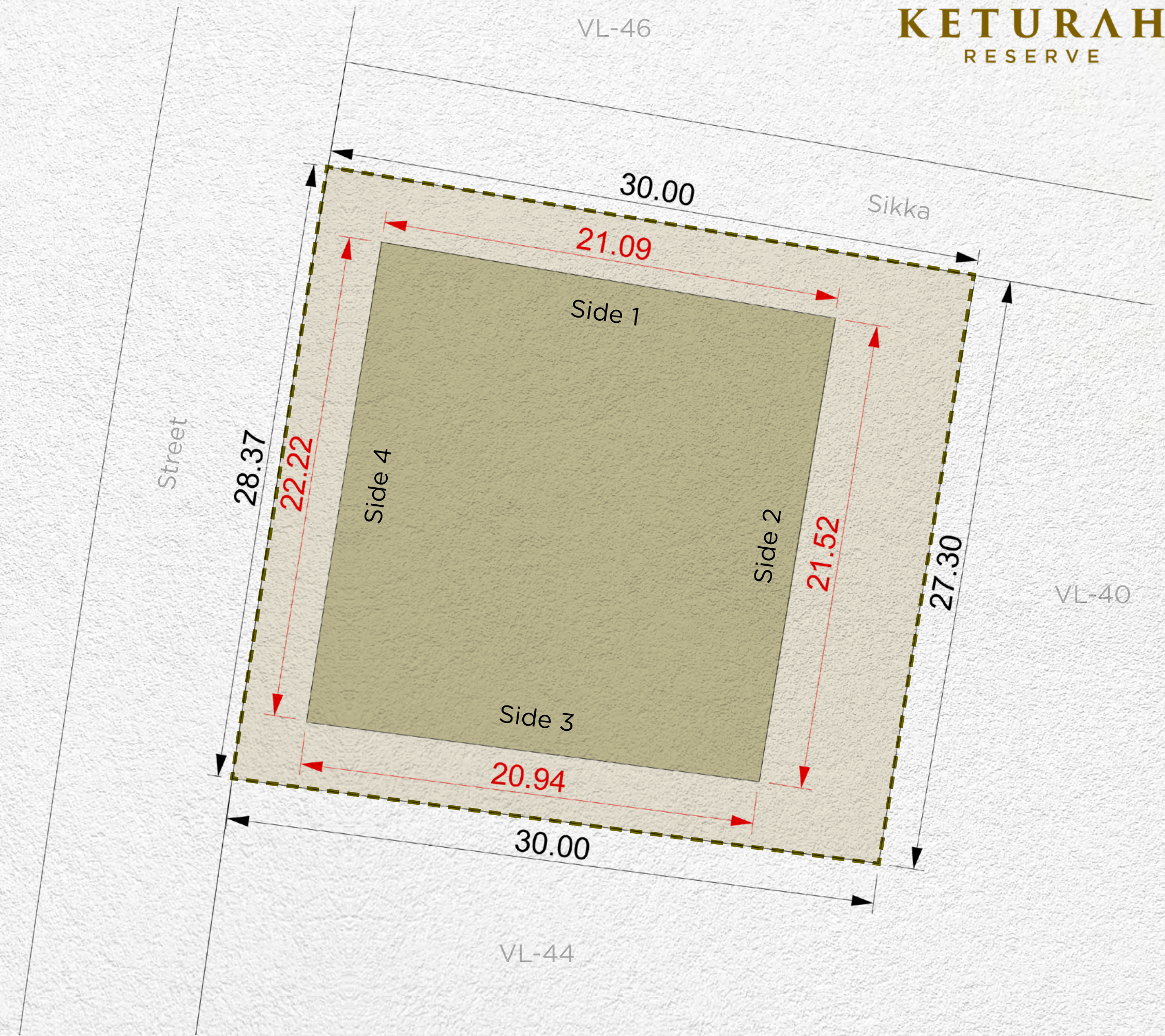
**Disclaimer:** All areas, dimensions, numbering and drawings are preliminary and proposed only, actual areas may vary from the stated area, and sizes are not to scale. The Developer reserves the right to make revisions/alterations to the plans at its sole and absolute discretion, without prior notice and without any liability whatsoever. Plot development and design guidelines as published and as amended by the developer from time to time will apply and need to be adhered to.





- MAX. BUILDING ENVELOPE
- MAX. BASEMENT ENVELOPE
- PLOT BOUNDARY
- PLOT DIMENSIONS
- BUILDING DIMENSIONS
- SUBSTATIONS

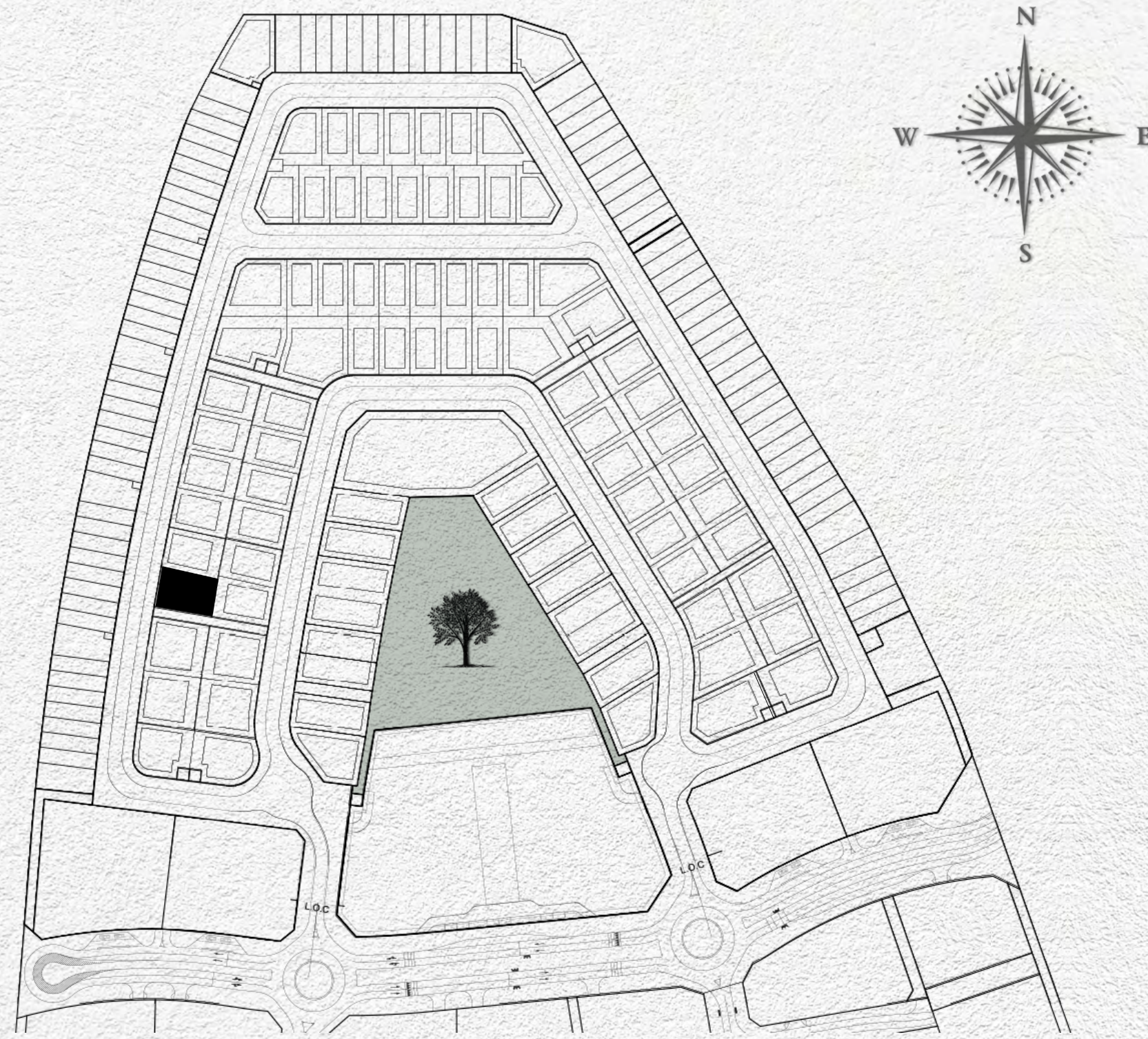
<b>Plot Number</b>	VL-45	
<b>Land Use</b>	Residential: Villa	
<b>Plot Area</b>	834.98 sq.m	8,987.64 sq.ft
<b>Max. GFA</b>	834.98 sq.m	8,987.64 sq.ft
<b>Max. Height</b>	B (optional) + G + 2 + Roof	
<b>Max. Plot Coverage</b>	460.00 sq.m	4,951.39 sq.ft



<b>Setback</b>			
Side 1	Side 2	Side 3	Side 4
3m	6m	3m	3m

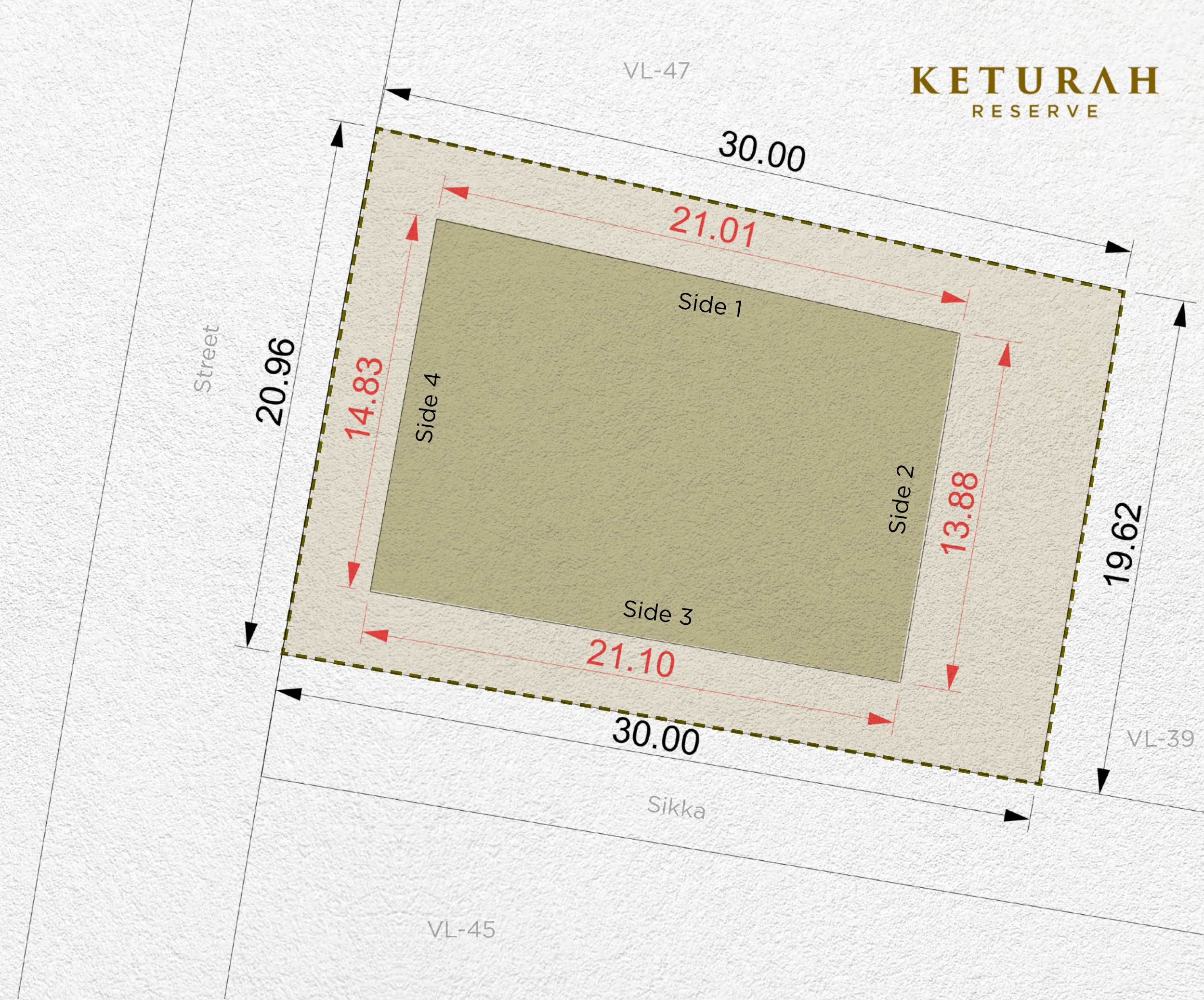
**Disclaimer:** All areas, dimensions, numbering and drawings are preliminary and proposed only, actual areas may vary from the stated area, and sizes are not to scale. The Developer reserves the right to make revisions/alterations to the plans at its sole and absolute discretion, without prior notice and without any liability whatsoever. Plot development and design guidelines as published and as amended by the developer from time to time will apply and need to be adhered to.





- MAX. BUILDING ENVELOPE
- MAX. BASEMENT ENVELOPE
- PLOT BOUNDARY
- PLOT DIMENSIONS
- BUILDING DIMENSIONS
- SUBSTATIONS

<b>Plot Number</b>	VL-46	
<b>Land Use</b>	Residential: Villa	
<b>Plot Area</b>	609.39 sq.m	6,559.41 sq.ft
<b>Max. GFA</b>	609.39 sq.m	6,559.41 sq.ft
<b>Max. Height</b>	B (optional) + G + 2 + Roof	
<b>Max. Plot Coverage</b>	302.00 sq.m	3,250.70 sq.m

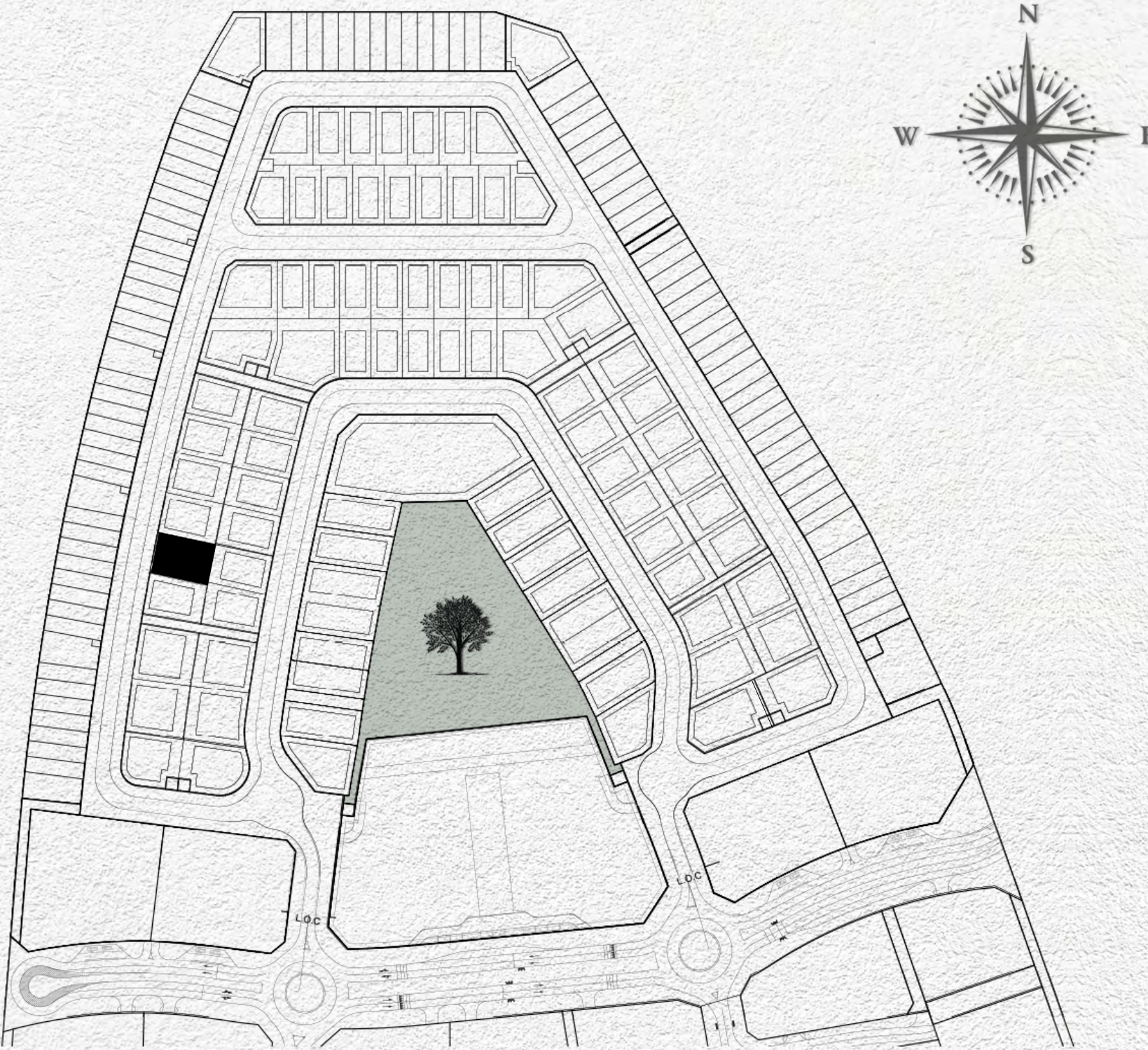


**KETURAH**  
RESERVE

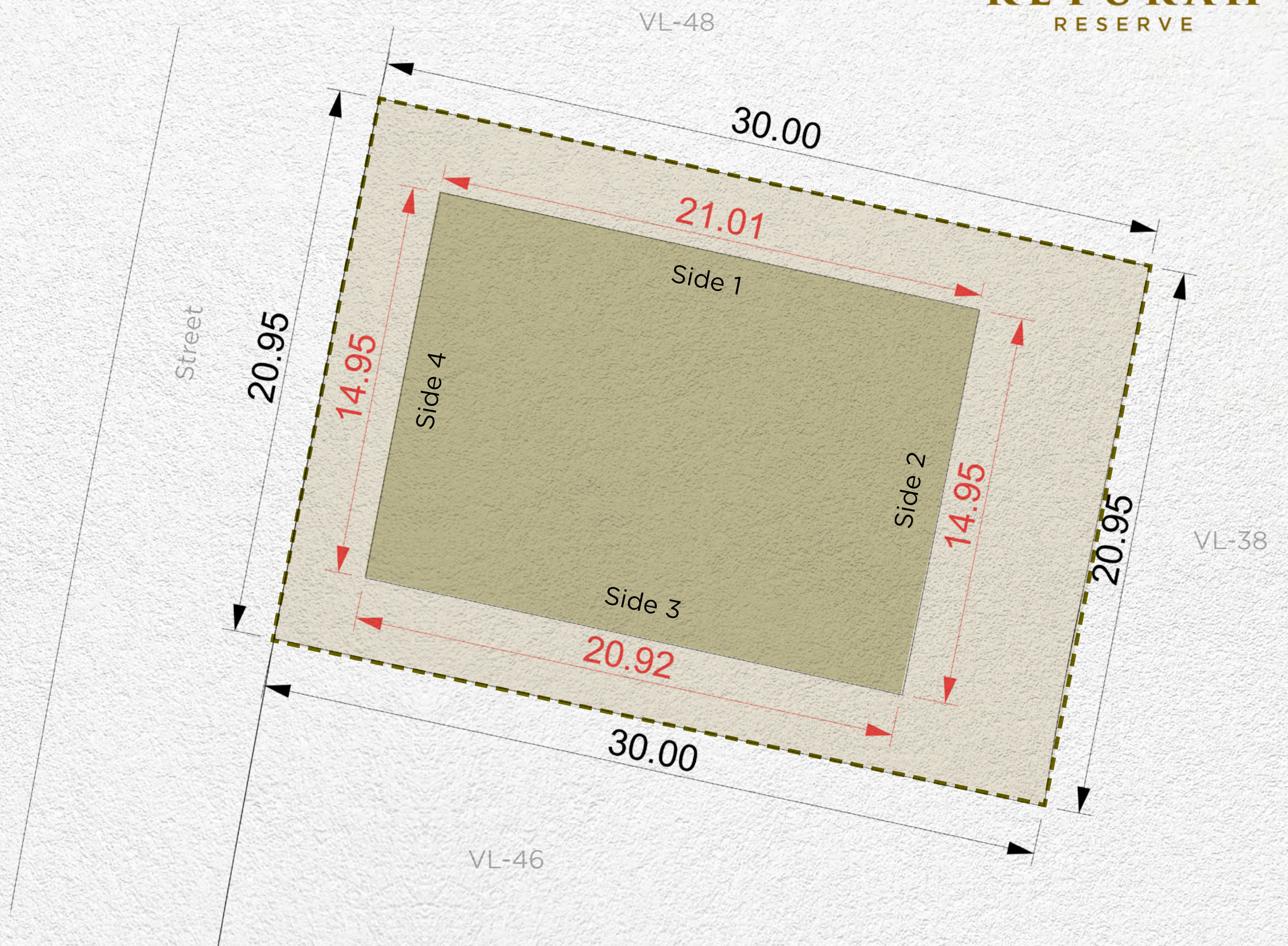
<b>Setback</b>			
Side 1	Side 2	Side 3	Side 4
3m	6m	3m	3m

**Disclaimer:** All areas, dimensions, numbering and drawings are preliminary and proposed only, actual areas may vary from the stated area, and sizes are not to scale. The Developer reserves the right to make revisions/alterations to the plans at its sole and absolute discretion, without prior notice and without any liability whatsoever. Plot development and design guidelines as published and as amended by the developer from time to time will apply and need to be adhered to.





- MAX. BUILDING ENVELOPE
- MAX. BASEMENT ENVELOPE
- PLOT BOUNDARY
- PLOT DIMENSIONS
- BUILDING DIMENSIONS
- SUBSTATIONS

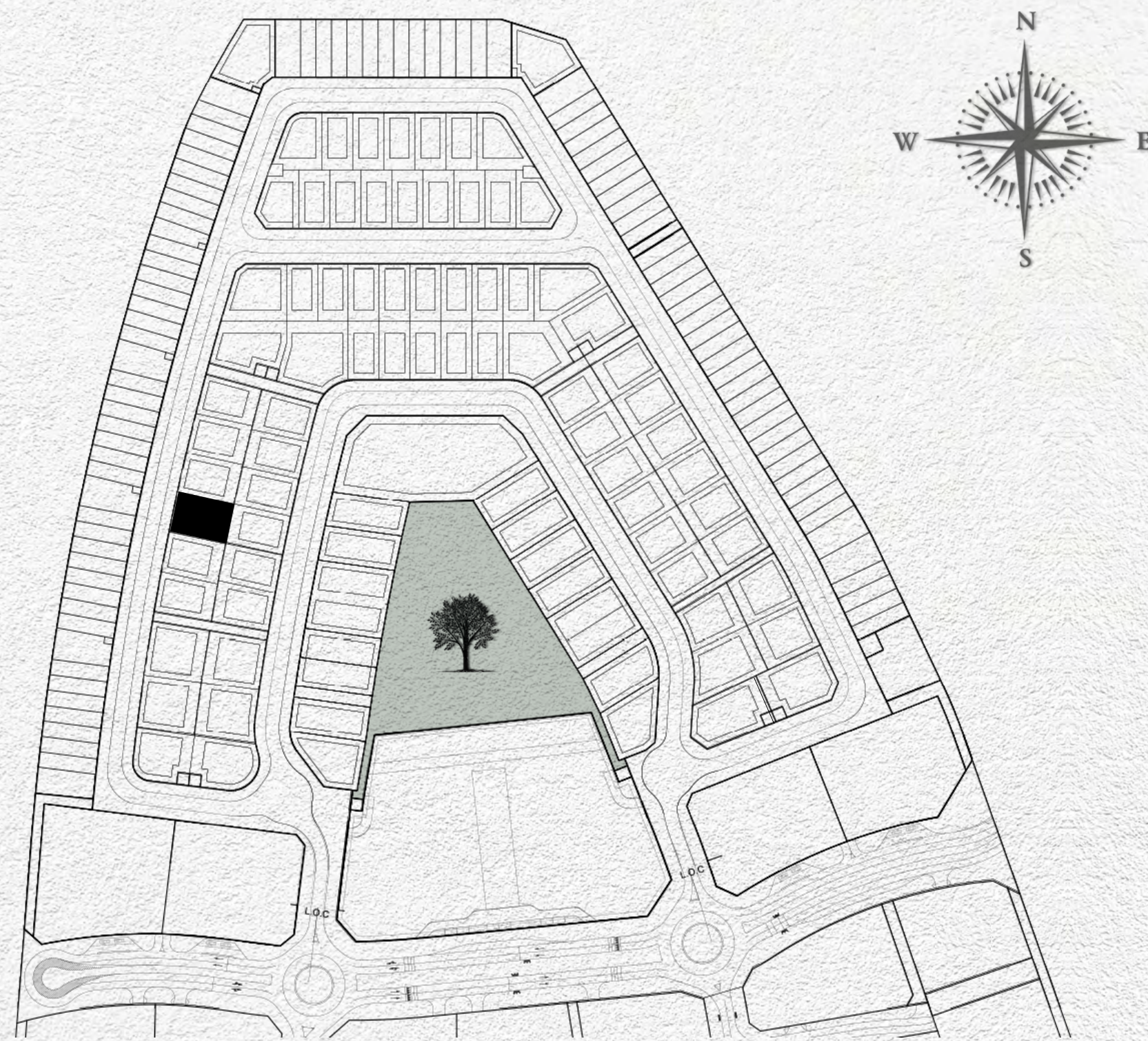


<b>Plot Number</b>	VL-47	
<b>Land Use</b>	Residential: Villa	
<b>Plot Area</b>	627.27 sq.m	6,751.87 sq.ft
<b>Max. GFA</b>	627.27 sq.m	6,751.87 sq.ft
<b>Max. Height</b>	B (optional) + G + 2 + Roof	
<b>Max. Plot Coverage</b>	314.00 sq.m	3,379.86 sq.m

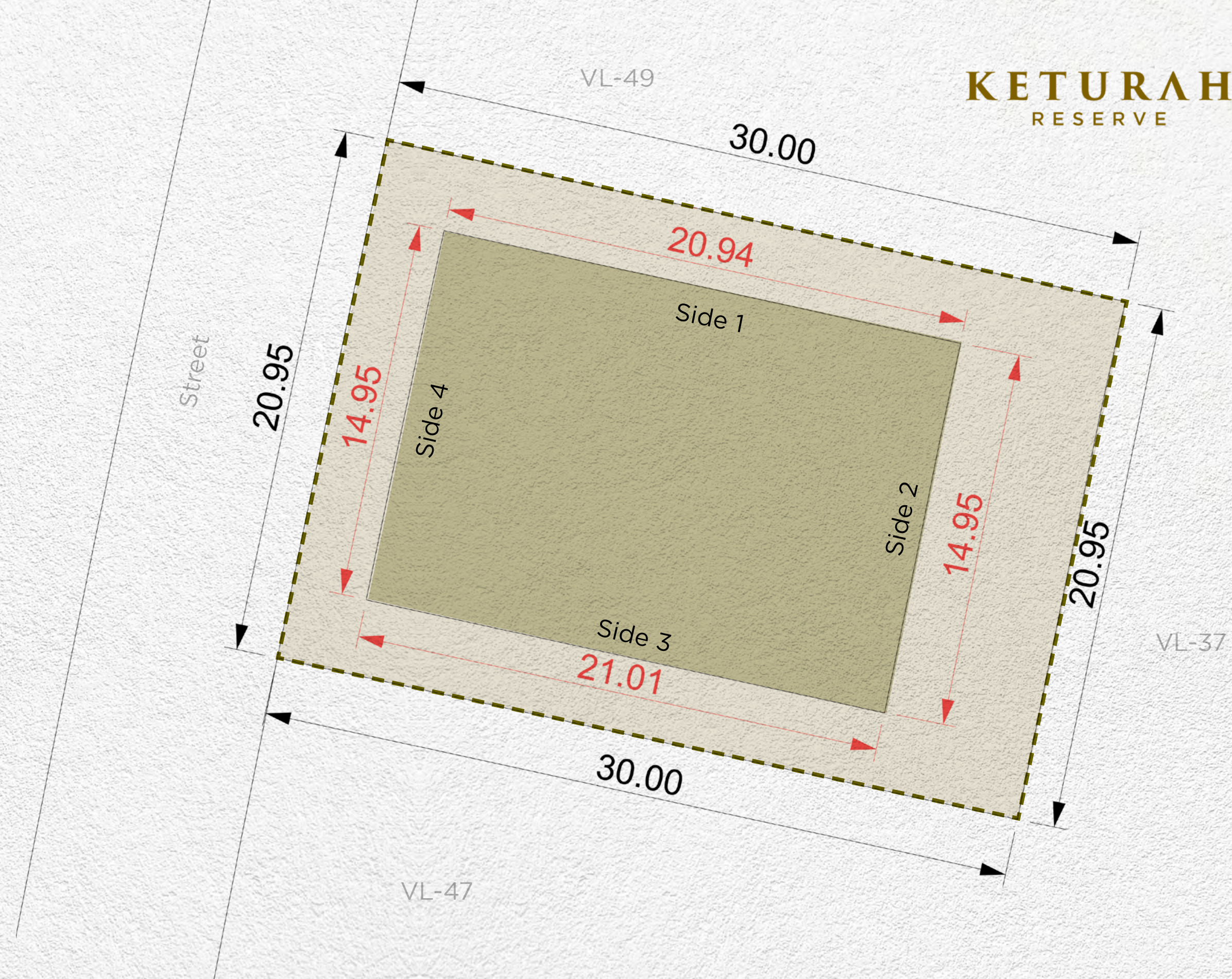
<b>Setback</b>			
Side 1	Side 2	Side 3	Side 4
3m	6m	3m	3m

**Disclaimer:** All areas, dimensions, numbering and drawings are preliminary and proposed only, actual areas may vary from the stated area, and sizes are not to scale. The Developer reserves the right to make revisions/alterations to the plans at its sole and absolute discretion, without prior notice and without any liability whatsoever. Plot development and design guidelines as published and as amended by the developer from time to time will apply and need to be adhered to.





- MAX. BUILDING ENVELOPE
- MAX. BASEMENT ENVELOPE
- PLOT BOUNDARY
- PLOT DIMENSIONS
- BUILDING DIMENSIONS
- SUBSTATIONS



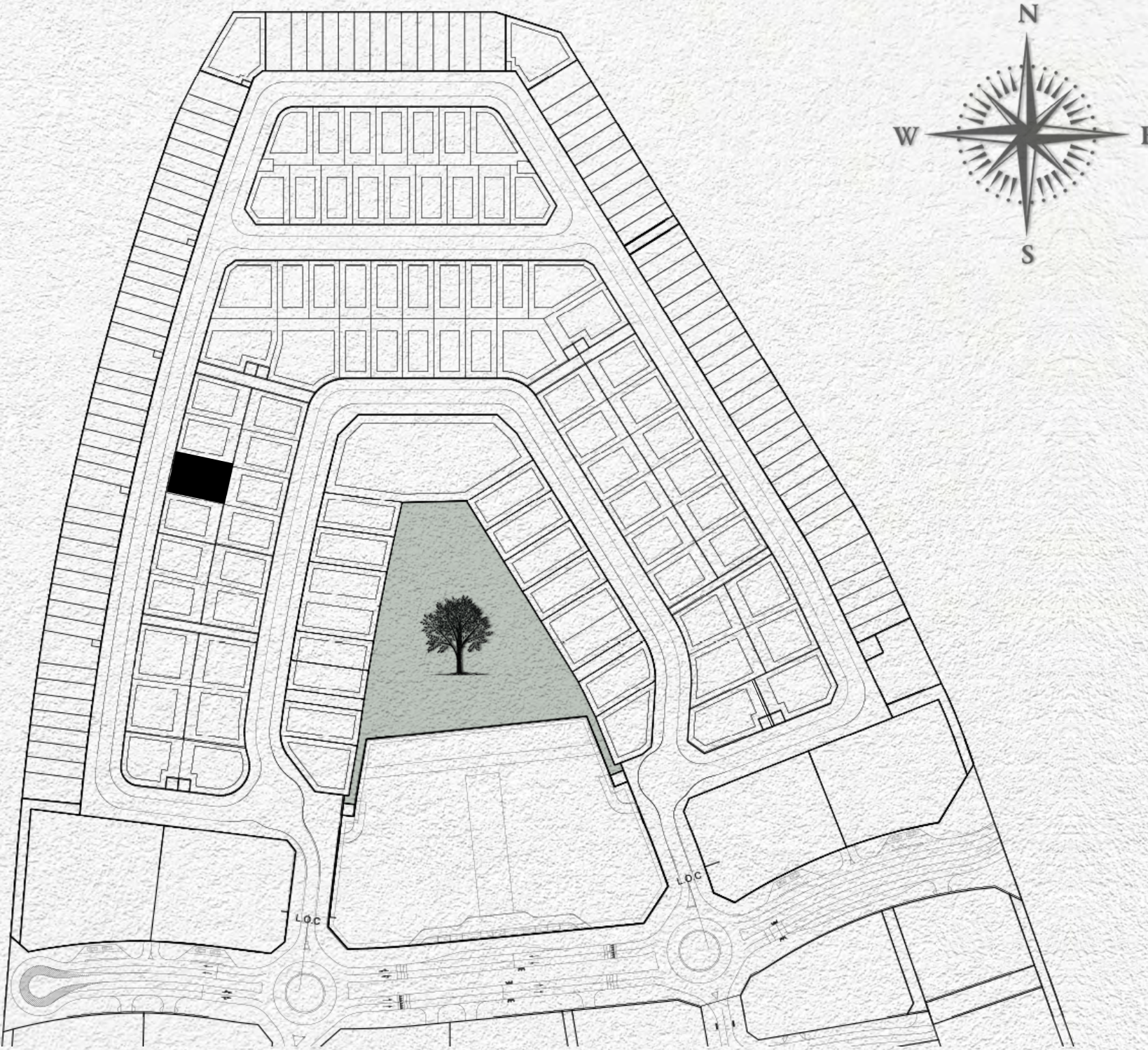
**KETURAH**  
RESERVE

<b>Plot Number</b>	VL-48	
<b>Land Use</b>	Residential: Villa	
<b>Plot Area</b>	627.82 sq.m	6,757.79 sq.ft
<b>Max. GFA</b>	627.82 sq.m	6,757.79 sq.ft
<b>Max. Height</b>	B (optional) + G + 2 + Roof	
<b>Max. Plot Coverage</b>	314.00 sq.m	3,379.86 sq.m

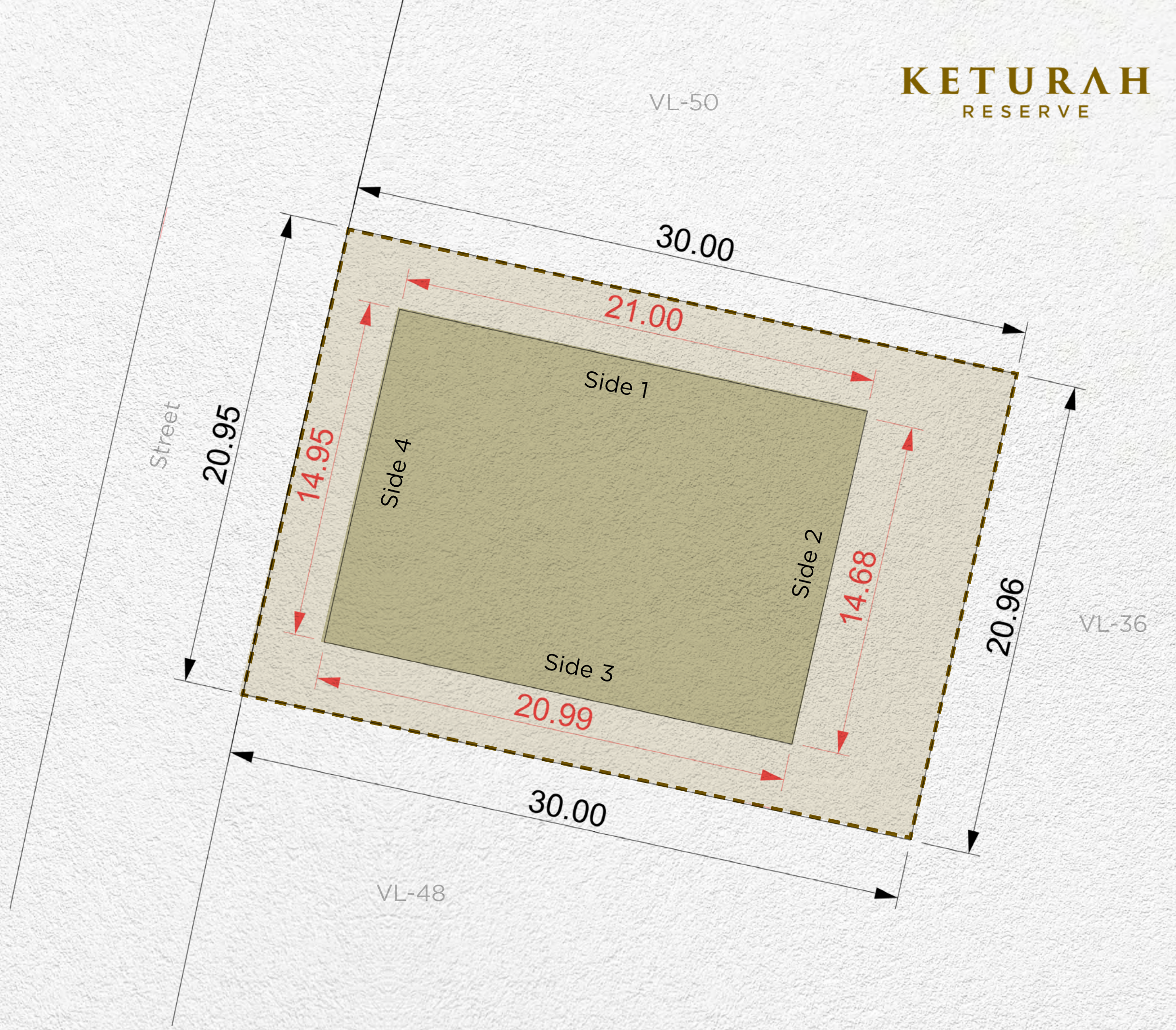
<b>Setback</b>			
Side 1	Side 2	Side 3	Side 4
3m	6m	3m	3m

**Disclaimer:** All areas, dimensions, numbering and drawings are preliminary and proposed only, actual areas may vary from the stated area, and sizes are not to scale. The Developer reserves the right to make revisions/alterations to the plans at its sole and absolute discretion, without prior notice and without any liability whatsoever. Plot development and design guidelines as published and as amended by the developer from time to time will apply and need to be adhered to.





- MAX. BUILDING ENVELOPE
- MAX. BASEMENT ENVELOPE
- PLOT BOUNDARY
- PLOT DIMENSIONS
- BUILDING DIMENSIONS
- SUBSTATIONS

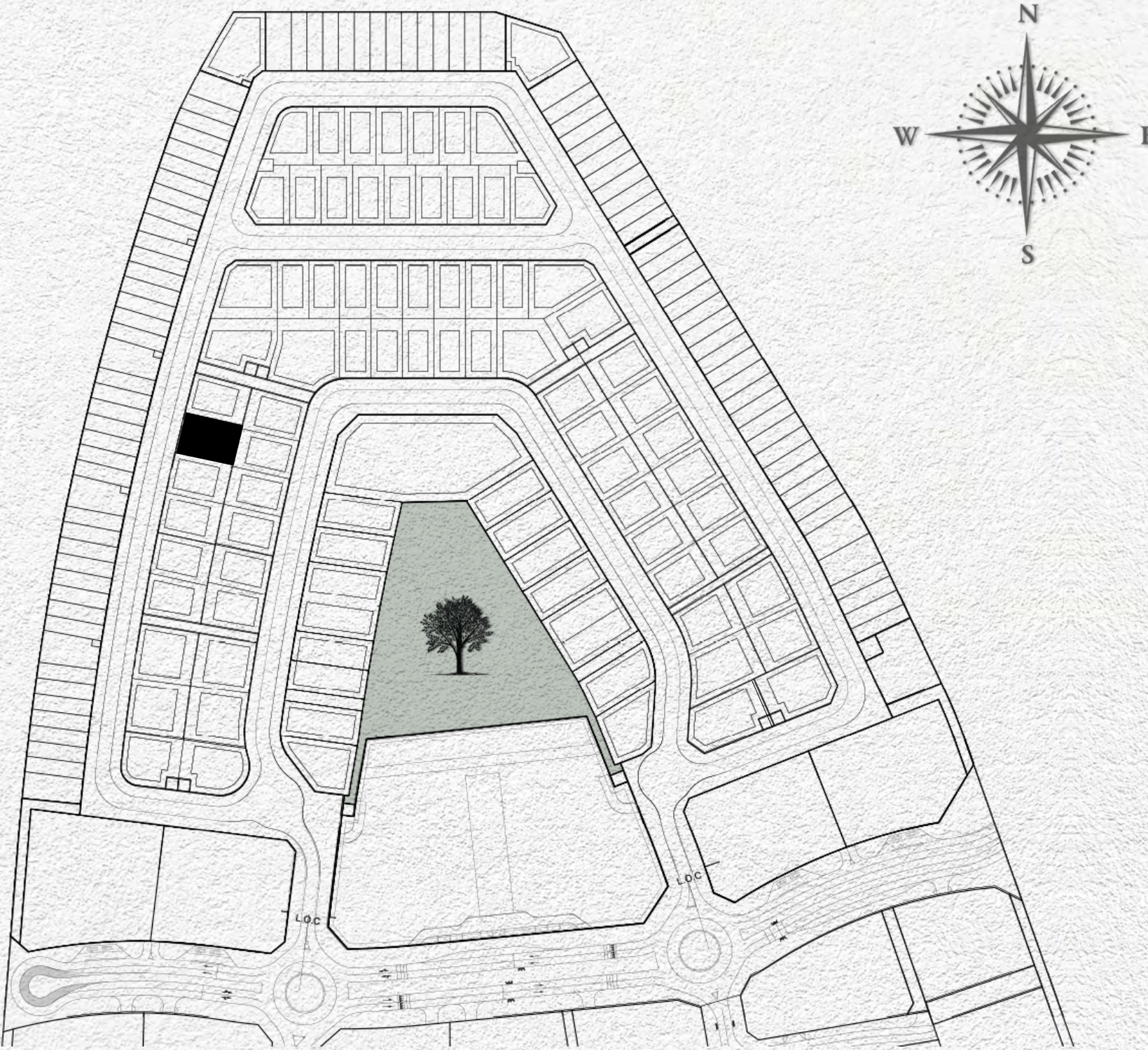


<b>Plot Number</b>	VL-49	
<b>Land Use</b>	Residential: Villa	
<b>Plot Area</b>	628.08 sq.m	6,760.59 sq.ft
<b>Max. GFA</b>	628.08 sq.m	6,760.59 sq.ft
<b>Max. Height</b>	B (optional) + G + 2 + Roof	
<b>Max. Plot Coverage</b>	314.00 sq.m	3,379.86 sq.m

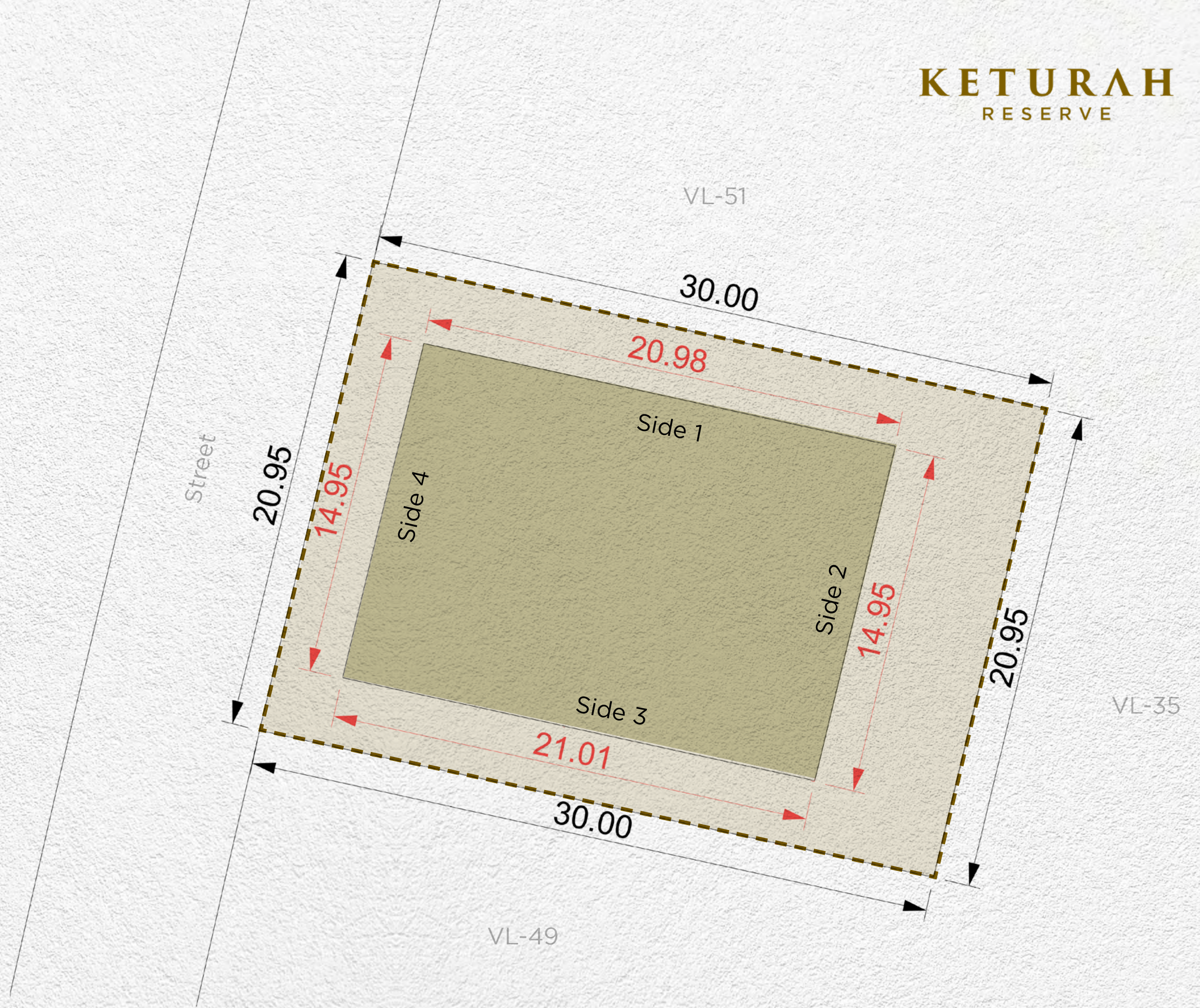
<b>Setback</b>			
Side 1	Side 2	Side 3	Side 4
3m	6m	3m	3m

**Disclaimer:** All areas, dimensions, numbering and drawings are preliminary and proposed only, actual areas may vary from the stated area, and sizes are not to scale. The Developer reserves the right to make revisions/alterations to the plans at its sole and absolute discretion, without prior notice and without any liability whatsoever. Plot development and design guidelines as published and as amended by the developer from time to time will apply and need to be adhered to.





- MAX. BUILDING ENVELOPE
- MAX. BASEMENT ENVELOPE
- PLOT BOUNDARY
- PLOT DIMENSIONS
- BUILDING DIMENSIONS
- SUBSTATIONS

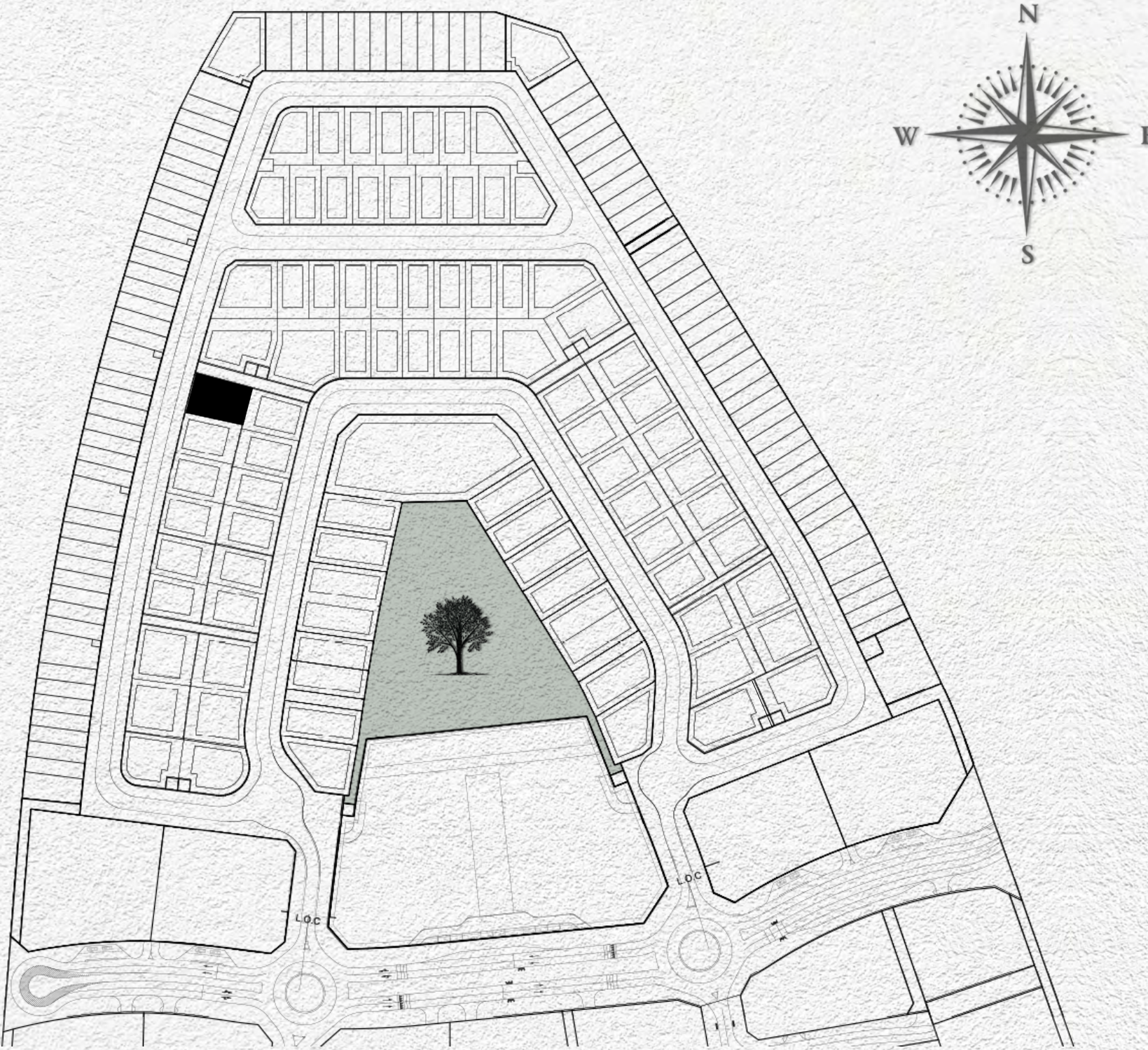


<b>Plot Number</b>	VL-50	
<b>Land Use</b>	Residential: Villa	
<b>Plot Area</b>	627.74 sq.m	6,756.93 sq.ft
<b>Max. GFA</b>	627.74 sq.m	6,756.93 sq.ft
<b>Max. Height</b>	B (optional) + G + 2 + Roof	
<b>Max. Plot Coverage</b>	314.00 sq.m	3,379.86 sq.m

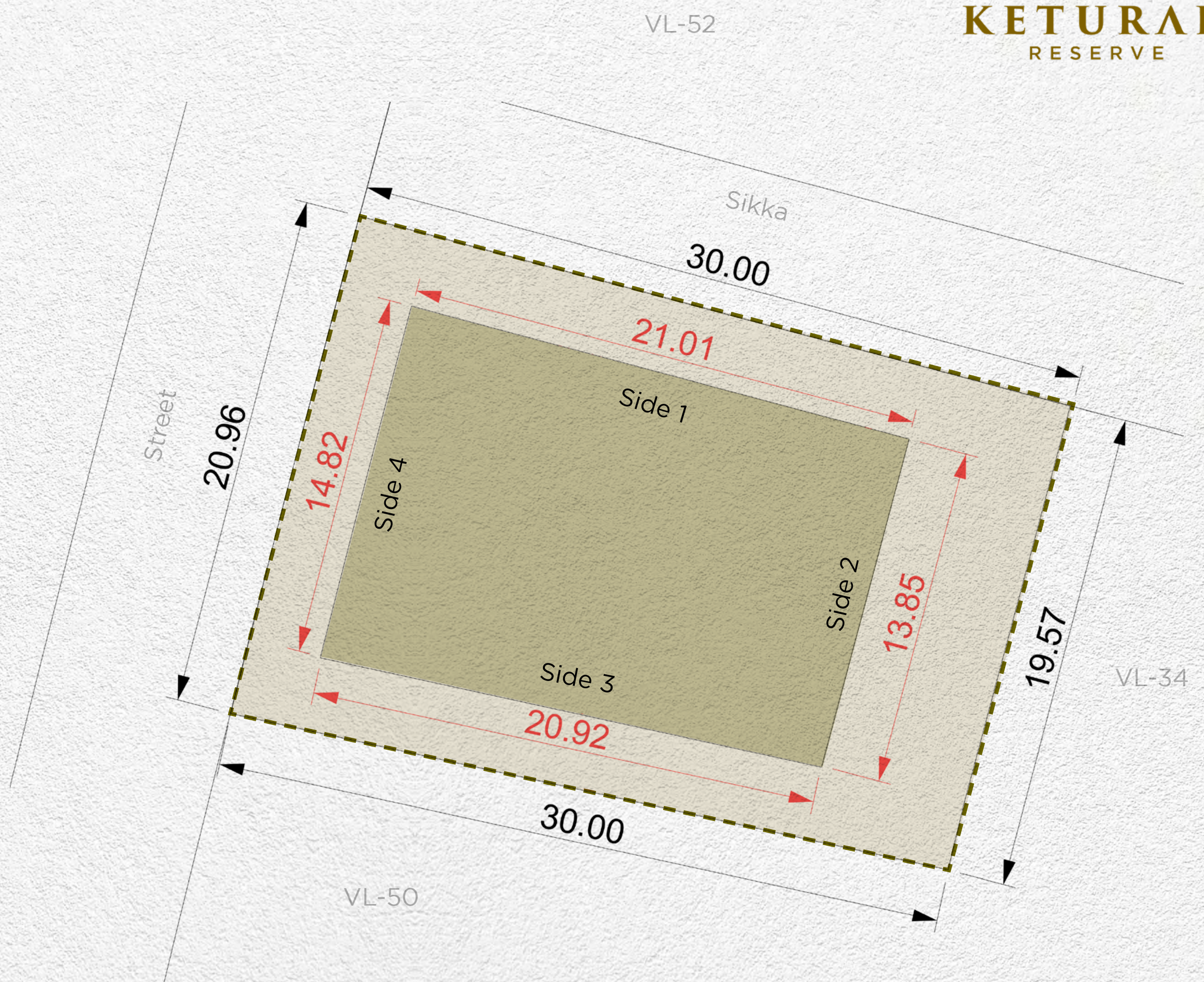
<b>Setback</b>			
Side 1	Side 2	Side 3	Side 4
3m	6m	3m	3m

**Disclaimer:** All areas, dimensions, numbering and drawings are preliminary and proposed only, actual areas may vary from the stated area, and sizes are not to scale. The Developer reserves the right to make revisions/alterations to the plans at its sole and absolute discretion, without prior notice and without any liability whatsoever. Plot development and design guidelines as published and as amended by the developer from time to time will apply and need to be adhered to.





- MAX. BUILDING ENVELOPE
- MAX. BASEMENT ENVELOPE
- PLOT BOUNDARY
- PLOT DIMENSIONS
- BUILDING DIMENSIONS
- SUBSTATIONS

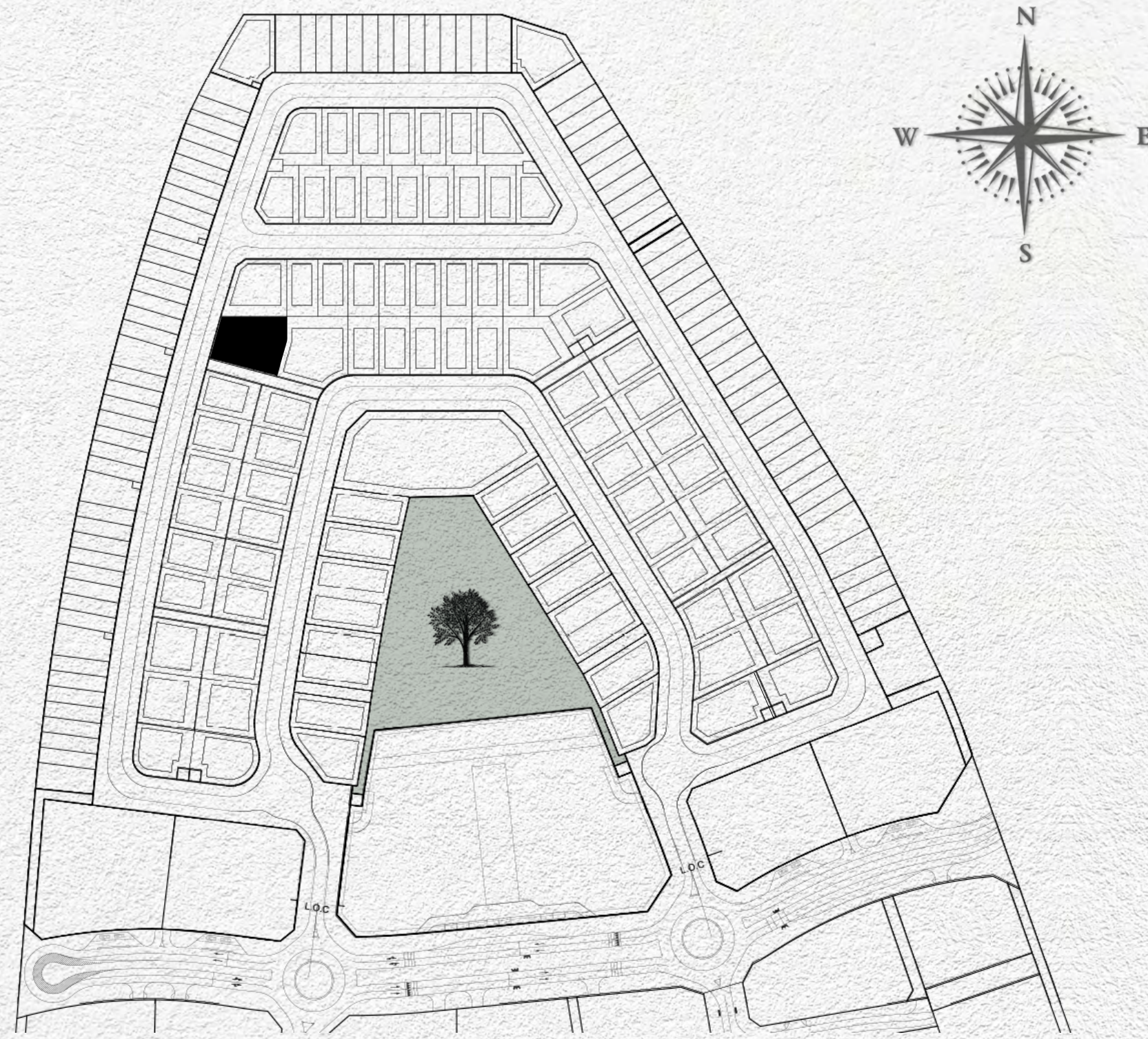


<b>Plot Number</b>	VL-51	
<b>Land Use</b>	Residential: Villa	
<b>Plot Area</b>	607.27 sq.m	6,536.59 sq.ft
<b>Max. GFA</b>	607.27 sq.m	6,536.59 sq.ft
<b>Max. Height</b>	B (optional) + G + 2 + Roof	
<b>Max. Plot Coverage</b>	301.00 sq.m	3,239.93 sq.ft

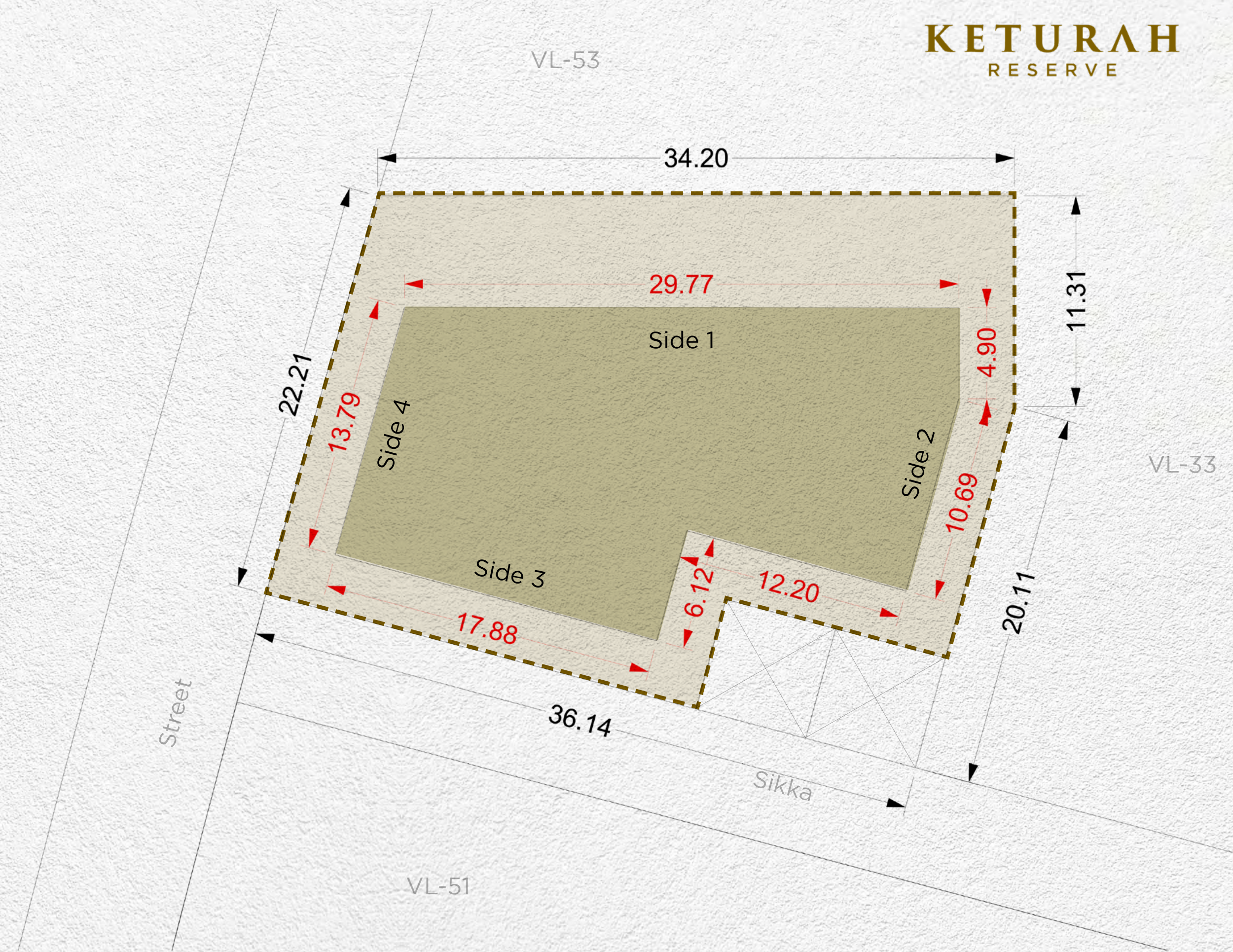
Setback			
Side 1	Side 2	Side 3	Side 4
3m	6m	3m	3m

**Disclaimer:** All areas, dimensions, numbering and drawings are preliminary and proposed only, actual areas may vary from the stated area, and sizes are not to scale. The Developer reserves the right to make revisions/alterations to the plans at its sole and absolute discretion, without prior notice and without any liability whatsoever. Plot development and design guidelines as published and as amended by the developer from time to time will apply and need to be adhered to.





- MAX. BUILDING ENVELOPE
- MAX. BASEMENT ENVELOPE
- PLOT BOUNDARY
- PLOT DIMENSIONS
- BUILDING DIMENSIONS
- SUBSTATIONS

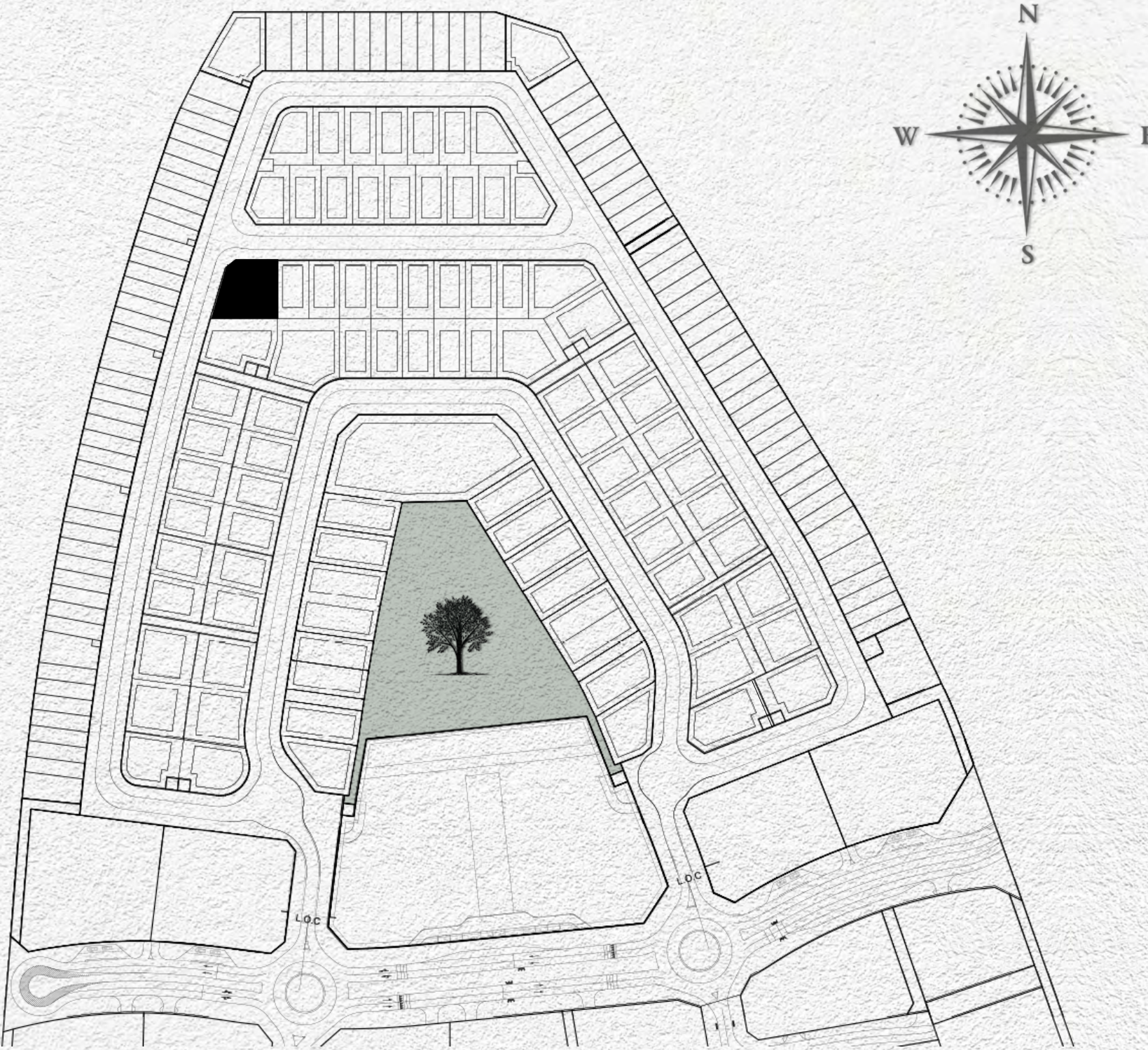


<b>Plot Number</b>	VL-52	
<b>Land Use</b>	Residential: Villa	
<b>Plot Area</b>	957.00 sq.m	10,301.05 sq.ft
<b>Max. GFA</b>	957.00 sq.m	10,301.05 sq.ft
<b>Max. Height</b>	B (optional) + G + 2 + Roof	
<b>Max. Plot Coverage</b>	473.00 sq.m	5,091.32 sq.ft

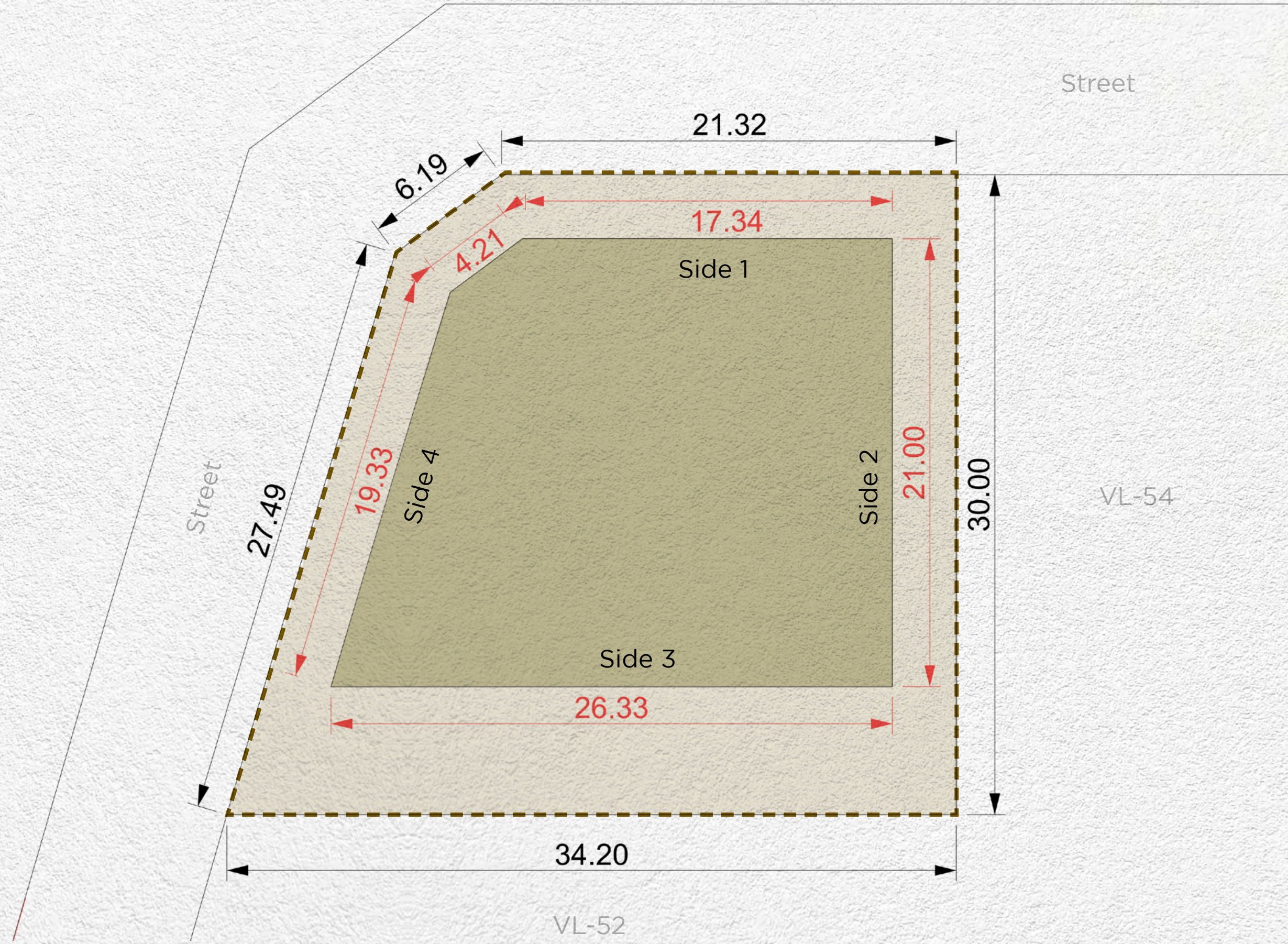
<b>Setback</b>			
Side 1	Side 2	Side 3	Side 4
6m	3m	3m	3m

**Disclaimer:** All areas, dimensions, numbering and drawings are preliminary and proposed only, actual areas may vary from the stated area, and sizes are not to scale. The Developer reserves the right to make revisions/alterations to the plans at its sole and absolute discretion, without prior notice and without any liability whatsoever. Plot development and design guidelines as published and as amended by the developer from time to time will apply and need to be adhered to.





- MAX. BUILDING ENVELOPE
- MAX. BASEMENT ENVELOPE
- PLOT BOUNDARY
- PLOT DIMENSIONS
- BUILDING DIMENSIONS
- SUBSTATIONS

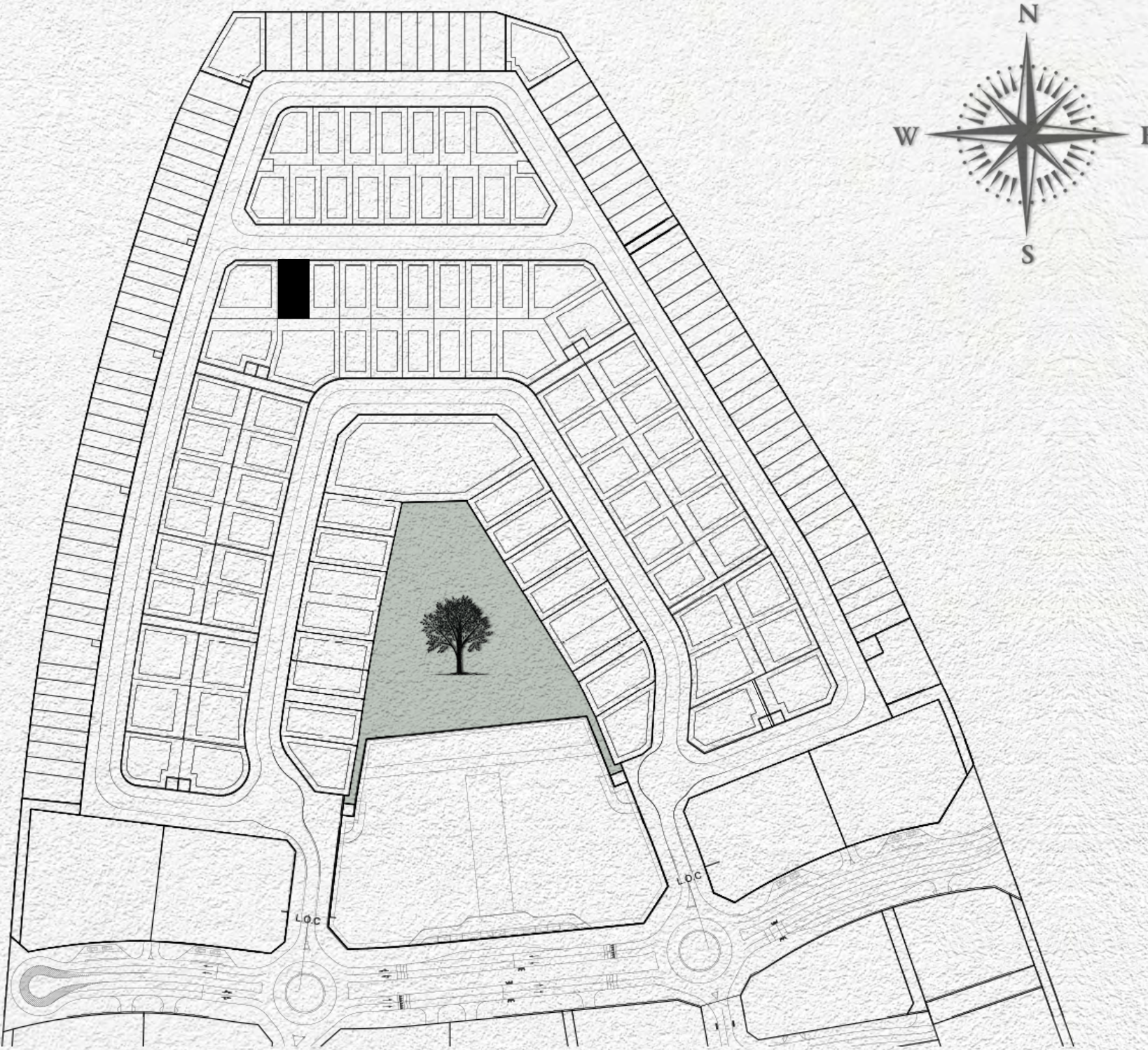


<b>Plot Number</b>	VL-53	
<b>Land Use</b>	Residential: Villa	
<b>Plot Area</b>	885.00 sq.m	9,526.05 sq.ft
<b>Max. GFA</b>	885.00 sq.m	9,526.05 sq.ft
<b>Max. Height</b>	B (optional) + G + 2 + Roof	
<b>Max. Plot Coverage</b>	483.00 sq.m	5,198.96 sq.ft

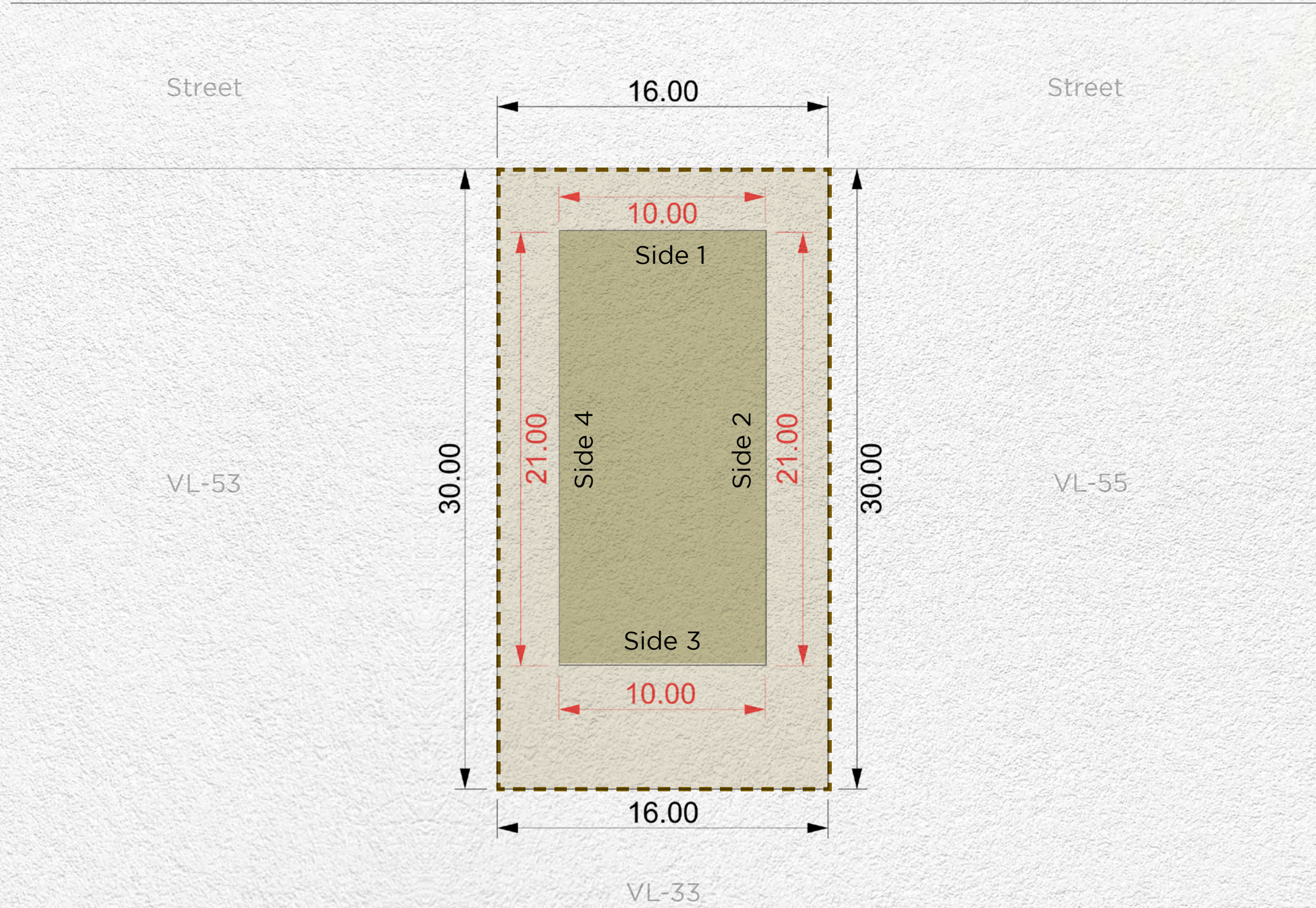
<b>Setback</b>			
Side 1	Side 2	Side 3	Side 4
3m	3m	6m	3m

**Disclaimer:** All areas, dimensions, numbering and drawings are preliminary and proposed only, actual areas may vary from the stated area, and sizes are not to scale. The Developer reserves the right to make revisions/alterations to the plans at its sole and absolute discretion, without prior notice and without any liability whatsoever. Plot development and design guidelines as published and as amended by the developer from time to time will apply and need to be adhered to.





- MAX. BUILDING ENVELOPE
- MAX. BASEMENT ENVELOPE
- PLOT BOUNDARY
- PLOT DIMENSIONS
- BUILDING DIMENSIONS
- SUBSTATIONS

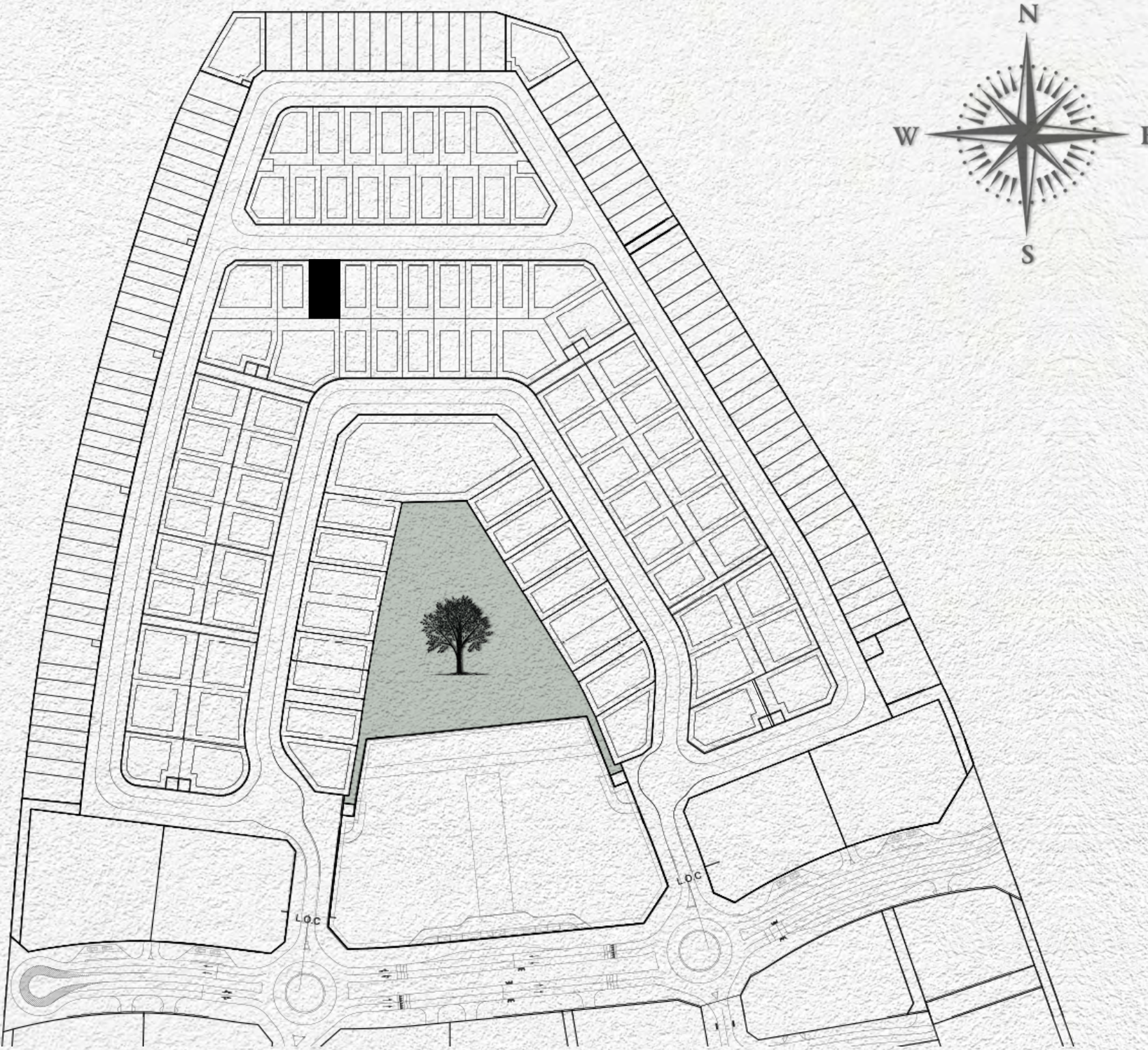


<b>Plot Number</b>	VL-54	
<b>Land Use</b>	Residential: Villa	
<b>Plot Area</b>	480.00 sq.m	5,166.67 sq.ft
<b>Max. GFA</b>	480.00 sq.m	5,166.67 sq.ft
<b>Max. Height</b>	B (optional) + G + 2 + Roof	
<b>Max. Plot Coverage</b>	210.00 sq.m	2,260.42 sq.ft

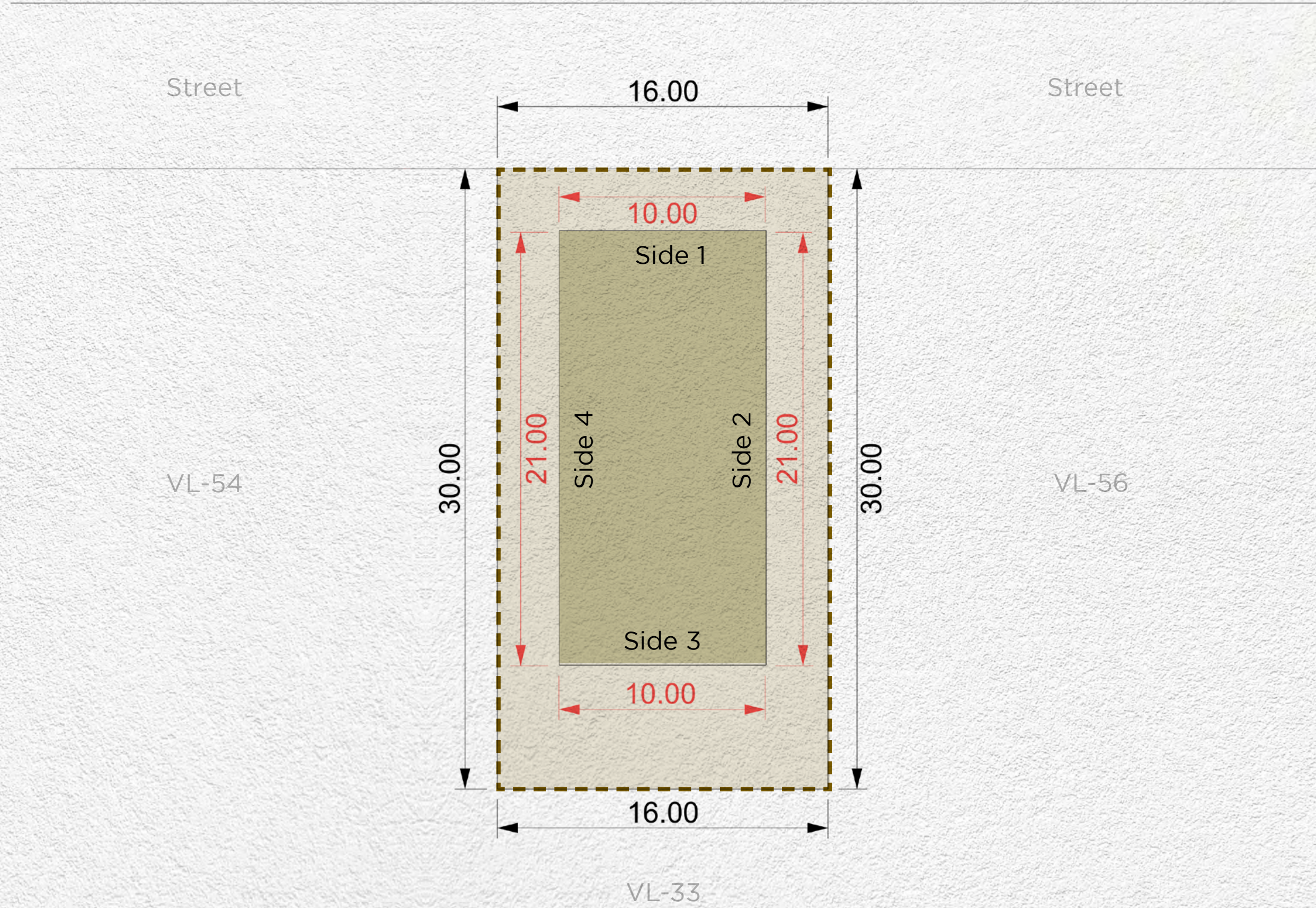
<b>Setback</b>			
Side 1	Side 2	Side 3	Side 4
3m	3m	6m	3m

**Disclaimer:** All areas, dimensions, numbering and drawings are preliminary and proposed only, actual areas may vary from the stated area, and sizes are not to scale. The Developer reserves the right to make revisions/alterations to the plans at its sole and absolute discretion, without prior notice and without any liability whatsoever. Plot development and design guidelines as published and as amended by the developer from time to time will apply and need to be adhered to.





- MAX. BUILDING ENVELOPE
- MAX. BASEMENT ENVELOPE
- PLOT BOUNDARY
- PLOT DIMENSIONS
- BUILDING DIMENSIONS
- SUBSTATIONS

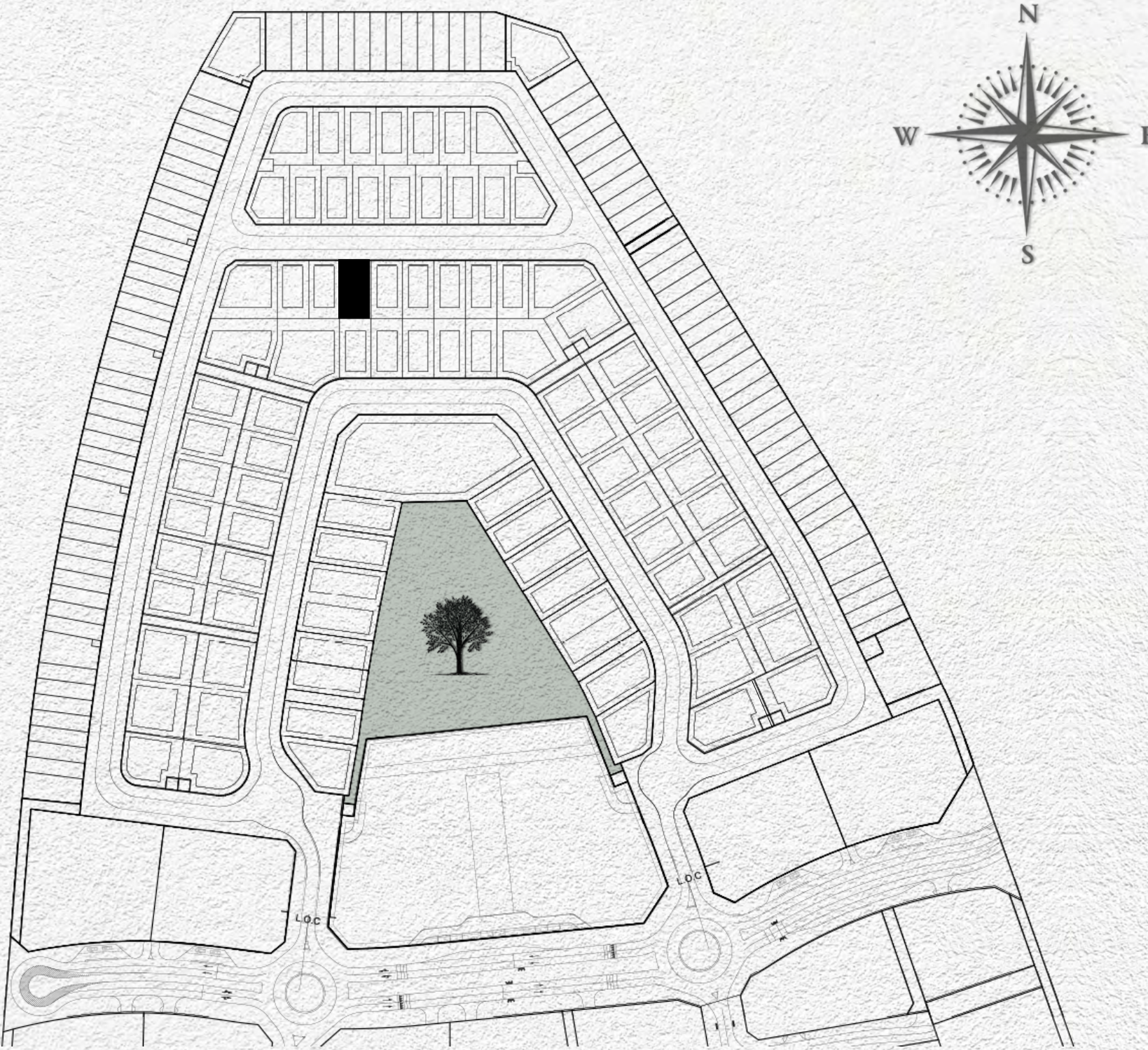


<b>Plot Number</b>	VL-55	
<b>Land Use</b>	Residential: Villa	
<b>Plot Area</b>	480.00 sq.m	5,166.67 sq.ft
<b>Max. GFA</b>	480.00 sq.m	5,166.67 sq.ft
<b>Max. Height</b>	B (optional) + G + 2 + Roof	
<b>Max. Plot Coverage</b>	210.00 sq.m	2,260.42 sq.ft

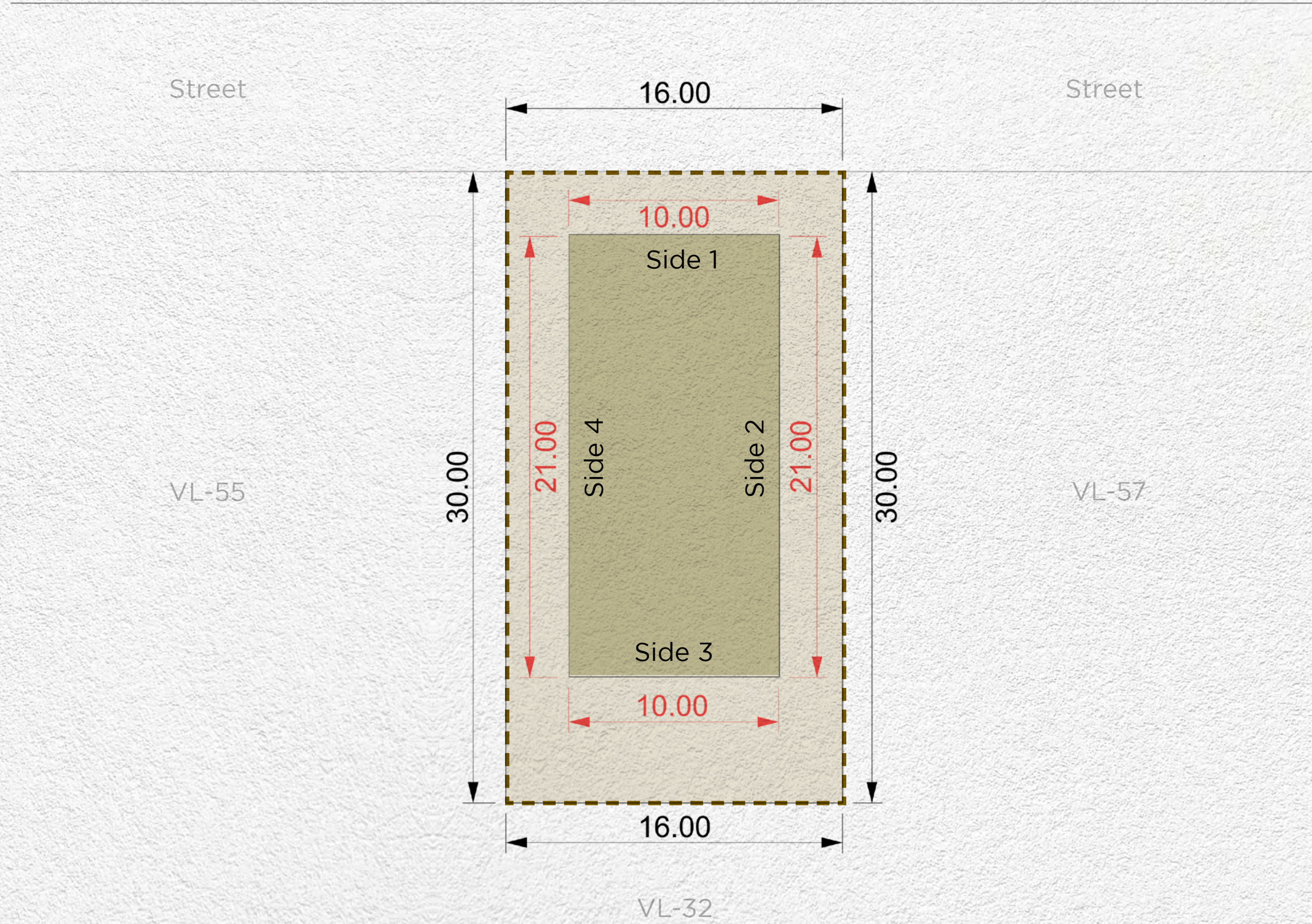
<b>Setback</b>			
Side 1	Side 2	Side 3	Side 4
3m	3m	6m	3m

**Disclaimer:** All areas, dimensions, numbering and drawings are preliminary and proposed only, actual areas may vary from the stated area, and sizes are not to scale. The Developer reserves the right to make revisions/alterations to the plans at its sole and absolute discretion, without prior notice and without any liability whatsoever. Plot development and design guidelines as published and as amended by the developer from time to time will apply and need to be adhered to.





- MAX. BUILDING ENVELOPE
- MAX. BASEMENT ENVELOPE
- PLOT BOUNDARY
- PLOT DIMENSIONS
- BUILDING DIMENSIONS
- SUBSTATIONS

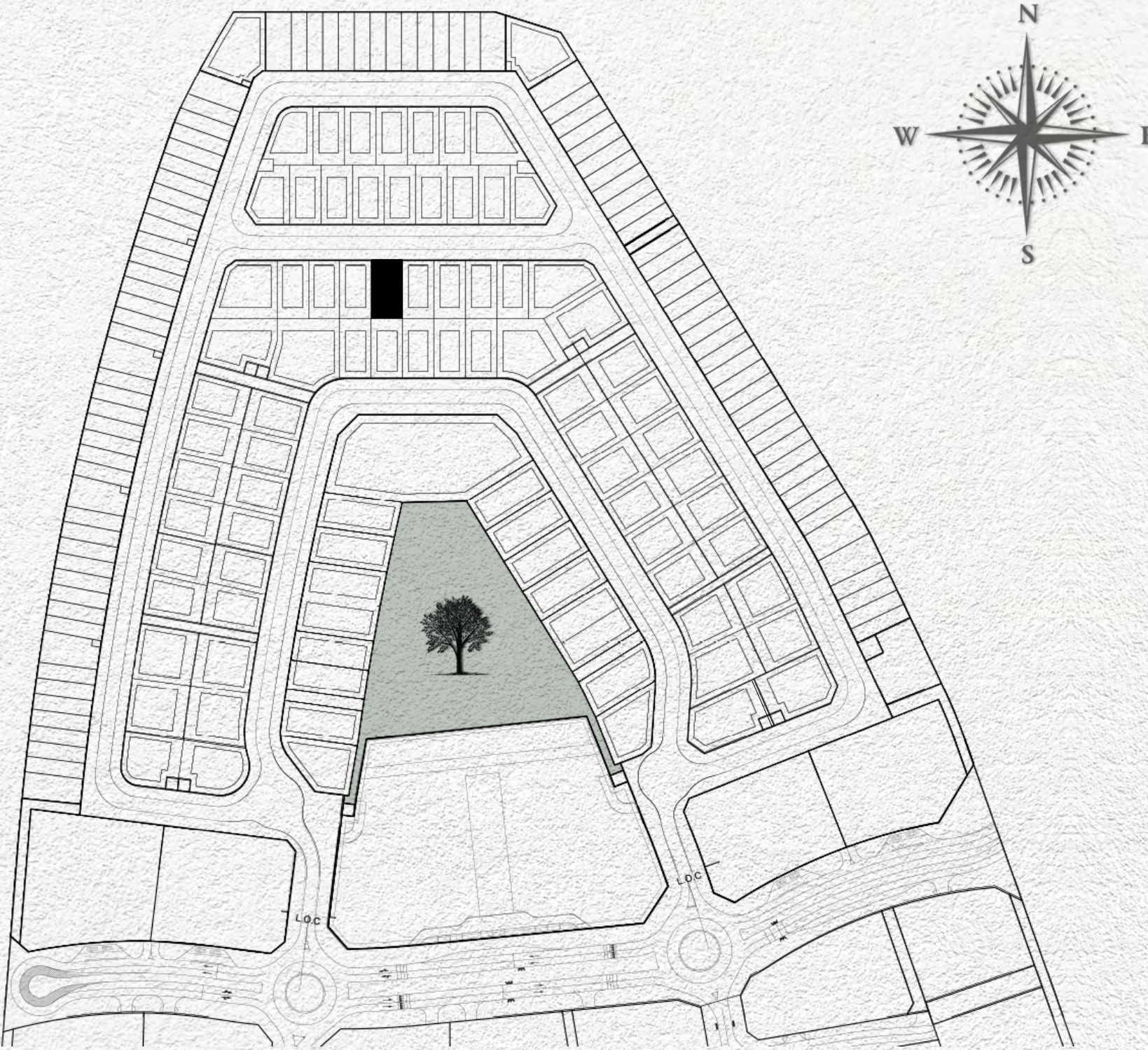


<b>Plot Number</b>	VL-56	
<b>Land Use</b>	Residential: Villa	
<b>Plot Area</b>	480.00 sq.m	5,166.67 sq.ft
<b>Max. GFA</b>	480.00 sq.m	5,166.67 sq.ft
<b>Max. Height</b>	B (optional) + G + 2 + Roof	
<b>Max. Plot Coverage</b>	210.00 sq.m	2,260.42 sq.ft

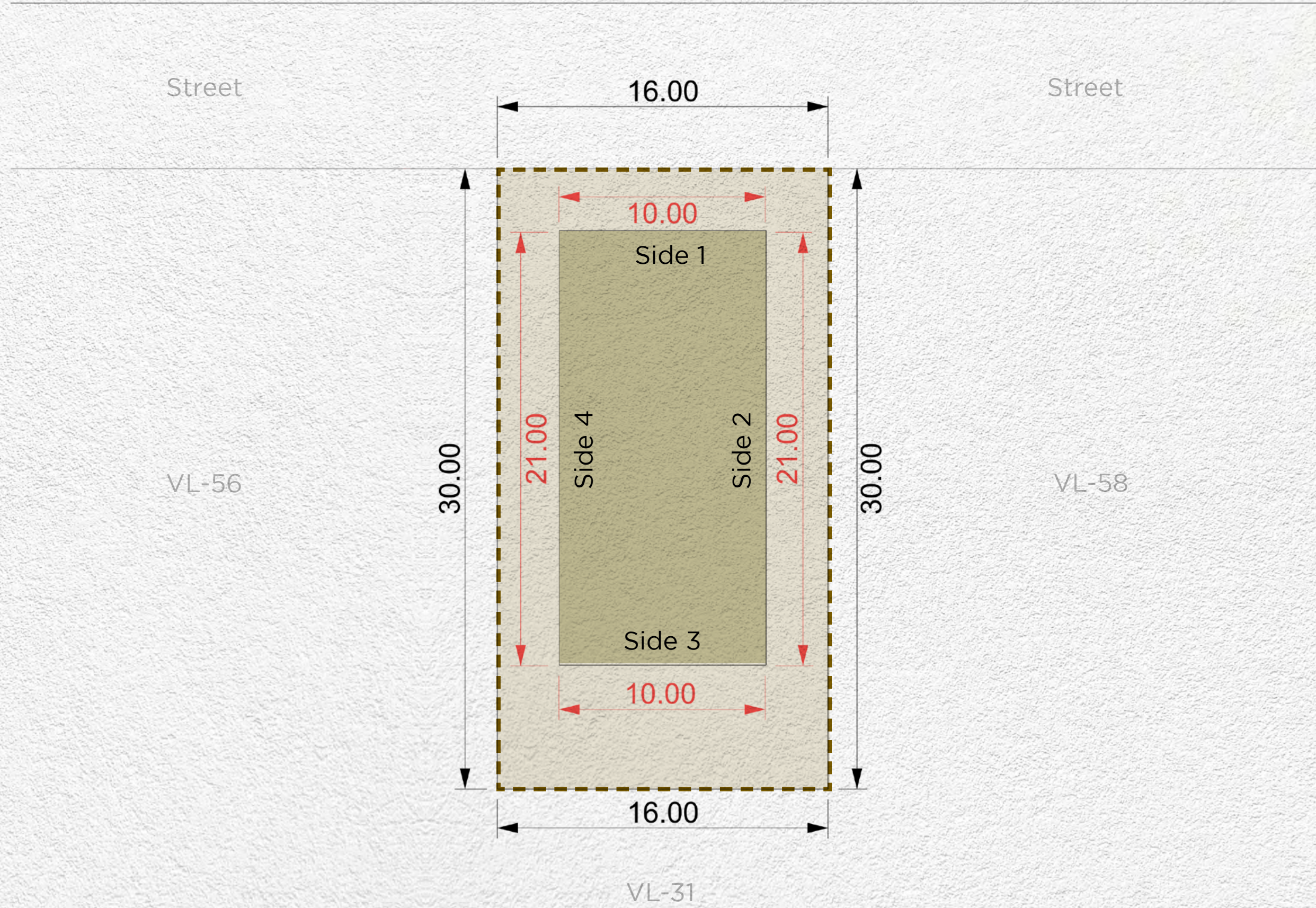
Setback			
Side 1	Side 2	Side 3	Side 4
3m	3m	6m	3m

**Disclaimer:** All areas, dimensions, numbering and drawings are preliminary and proposed only, actual areas may vary from the stated area, and sizes are not to scale. The Developer reserves the right to make revisions/alterations to the plans at its sole and absolute discretion, without prior notice and without any liability whatsoever. Plot development and design guidelines as published and as amended by the developer from time to time will apply and need to be adhered to.





- MAX. BUILDING ENVELOPE
- MAX. BASEMENT ENVELOPE
- PLOT BOUNDARY
- PLOT DIMENSIONS
- BUILDING DIMENSIONS
- SUBSTATIONS

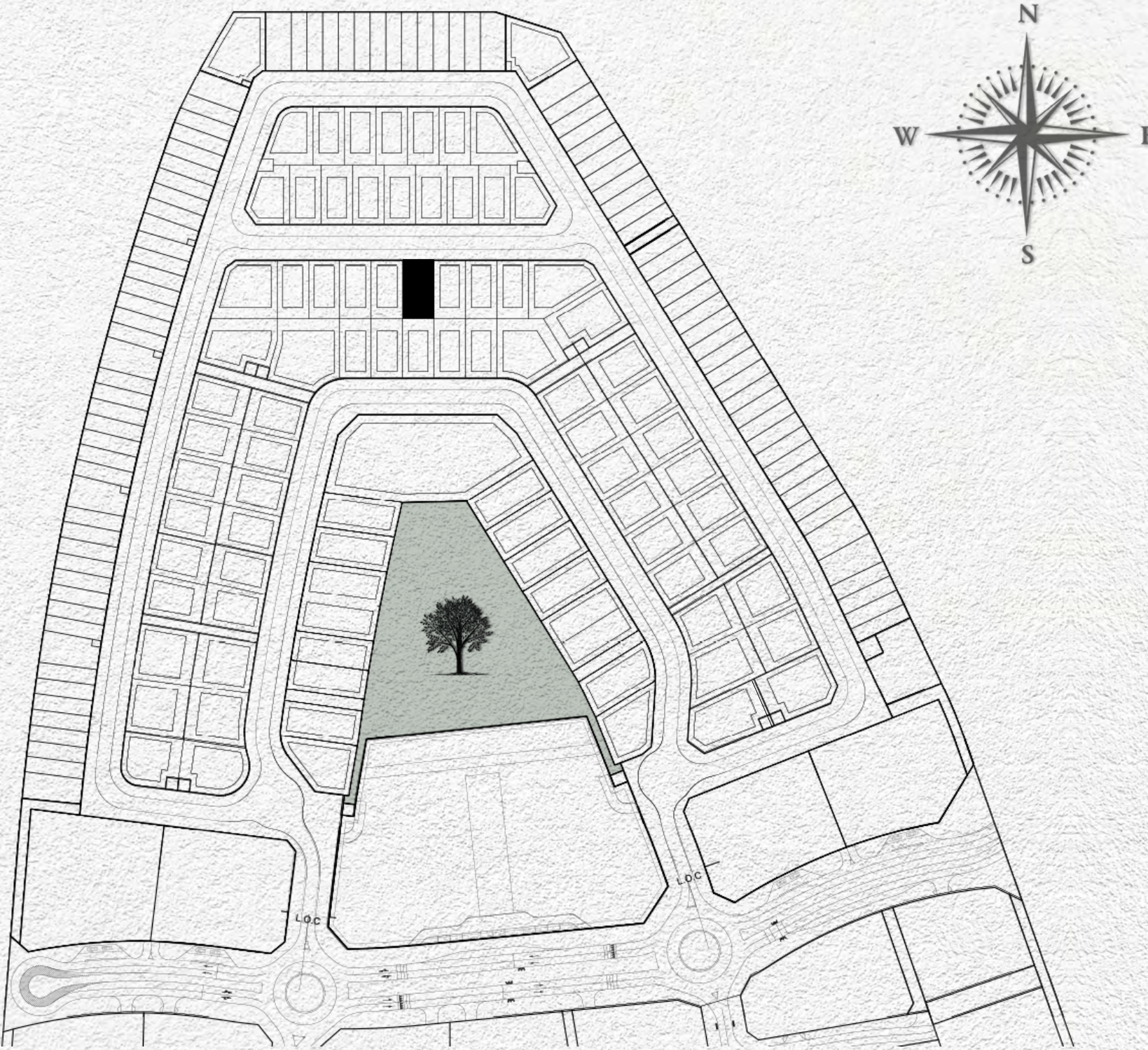


<b>Plot Number</b>	VL-57	
<b>Land Use</b>	Residential: Villa	
<b>Plot Area</b>	480.00 sq.m	5,166.67 sq.ft
<b>Max. GFA</b>	480.00 sq.m	5,166.67 sq.ft
<b>Max. Height</b>	B (optional) + G + 2 + Roof	
<b>Max. Plot Coverage</b>	210.00 sq.m	2,260.42 sq.ft

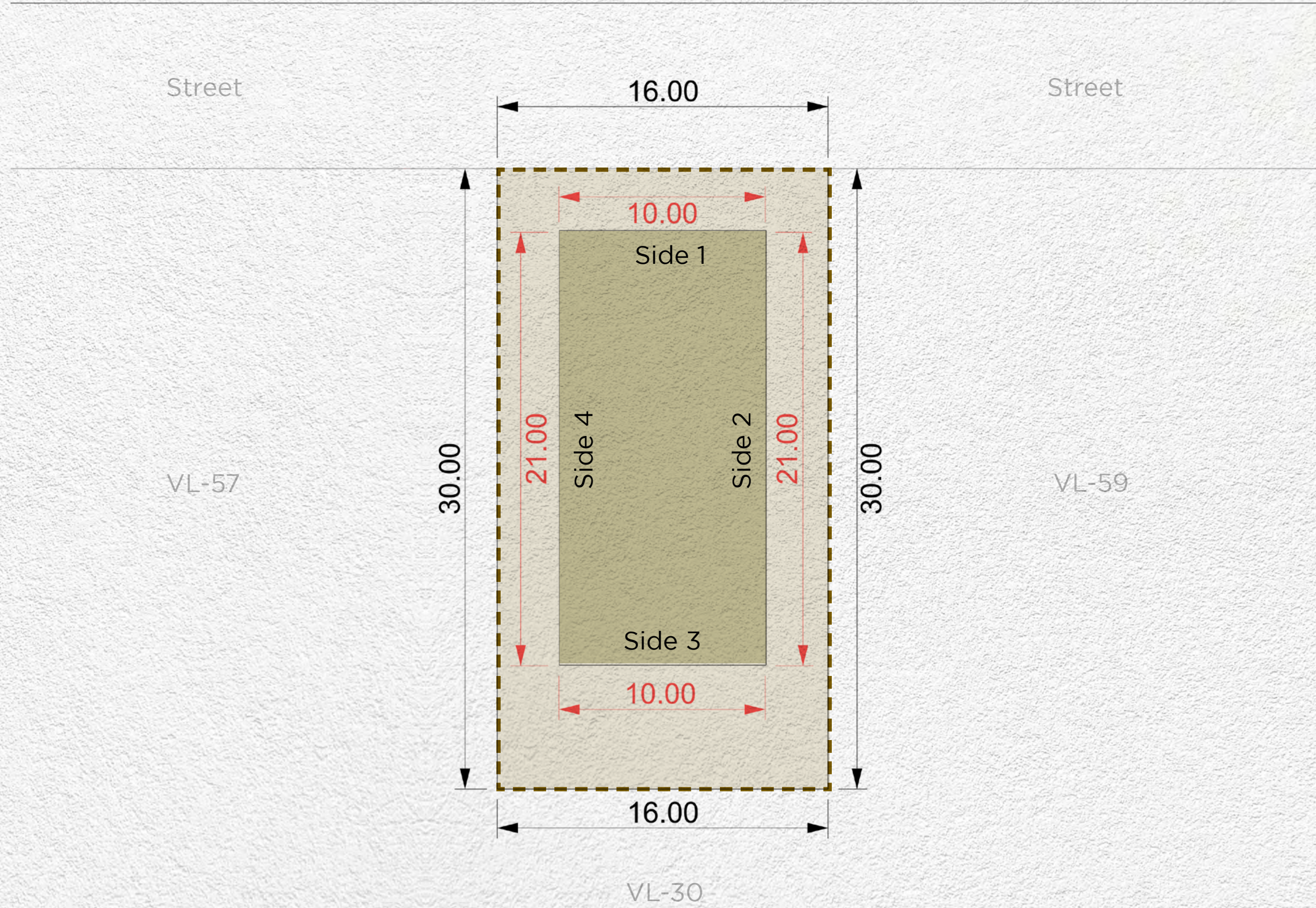
<b>Setback</b>			
Side 1	Side 2	Side 3	Side 4
3m	3m	6m	3m

**Disclaimer:** All areas, dimensions, numbering and drawings are preliminary and proposed only, actual areas may vary from the stated area, and sizes are not to scale. The Developer reserves the right to make revisions/alterations to the plans at its sole and absolute discretion, without prior notice and without any liability whatsoever. Plot development and design guidelines as published and as amended by the developer from time to time will apply and need to be adhered to.





- MAX. BUILDING ENVELOPE
- MAX. BASEMENT ENVELOPE
- PLOT BOUNDARY
- PLOT DIMENSIONS
- BUILDING DIMENSIONS
- SUBSTATIONS

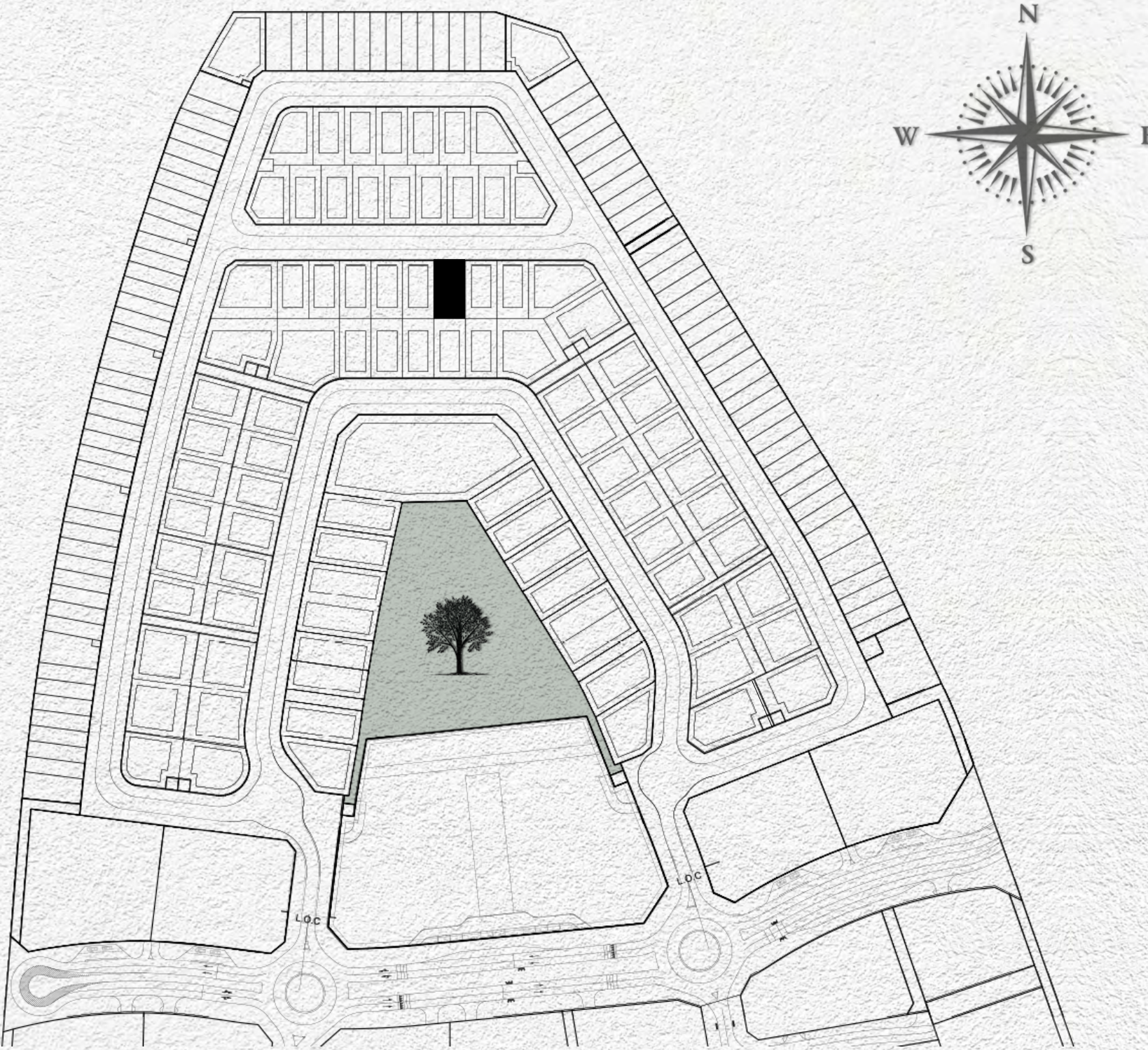


<b>Plot Number</b>	VL-58	
<b>Land Use</b>	Residential: Villa	
<b>Plot Area</b>	480.00 sq.m	5,166.67 sq.ft
<b>Max. GFA</b>	480.00 sq.m	5,166.67 sq.ft
<b>Max. Height</b>	B (optional) + G + 2 + Roof	
<b>Max. Plot Coverage</b>	210.00 sq.m	2,260.42 sq.ft

<b>Setback</b>			
Side 1	Side 2	Side 3	Side 4
3m	3m	6m	3m

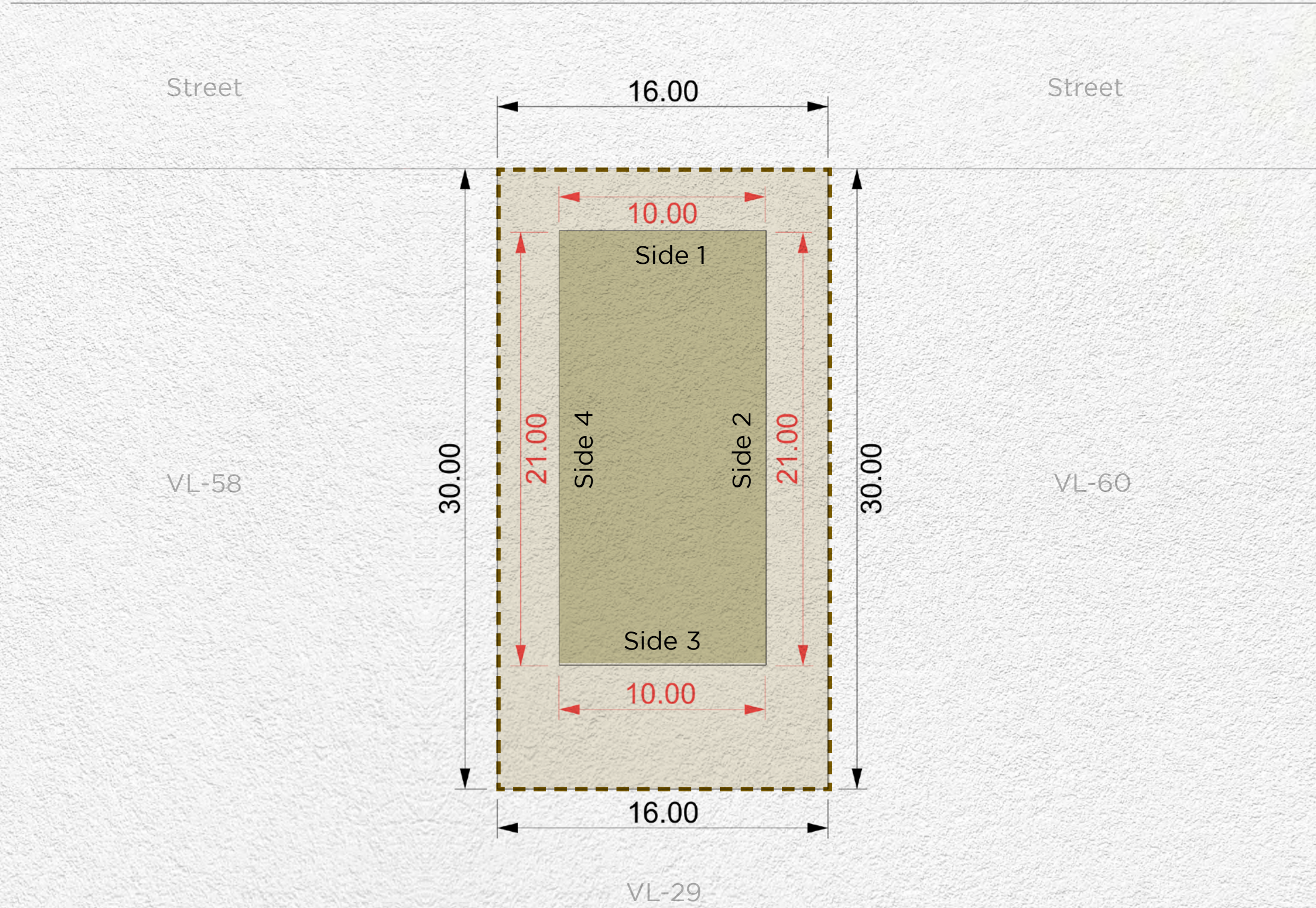
**Disclaimer:** All areas, dimensions, numbering and drawings are preliminary and proposed only, actual areas may vary from the stated area, and sizes are not to scale. The Developer reserves the right to make revisions/alterations to the plans at its sole and absolute discretion, without prior notice and without any liability whatsoever. Plot development and design guidelines as published and as amended by the developer from time to time will apply and need to be adhered to.





- MAX. BUILDING ENVELOPE
- MAX. BASEMENT ENVELOPE
- PLOT BOUNDARY
- PLOT DIMENSIONS
- BUILDING DIMENSIONS
- SUBSTATIONS

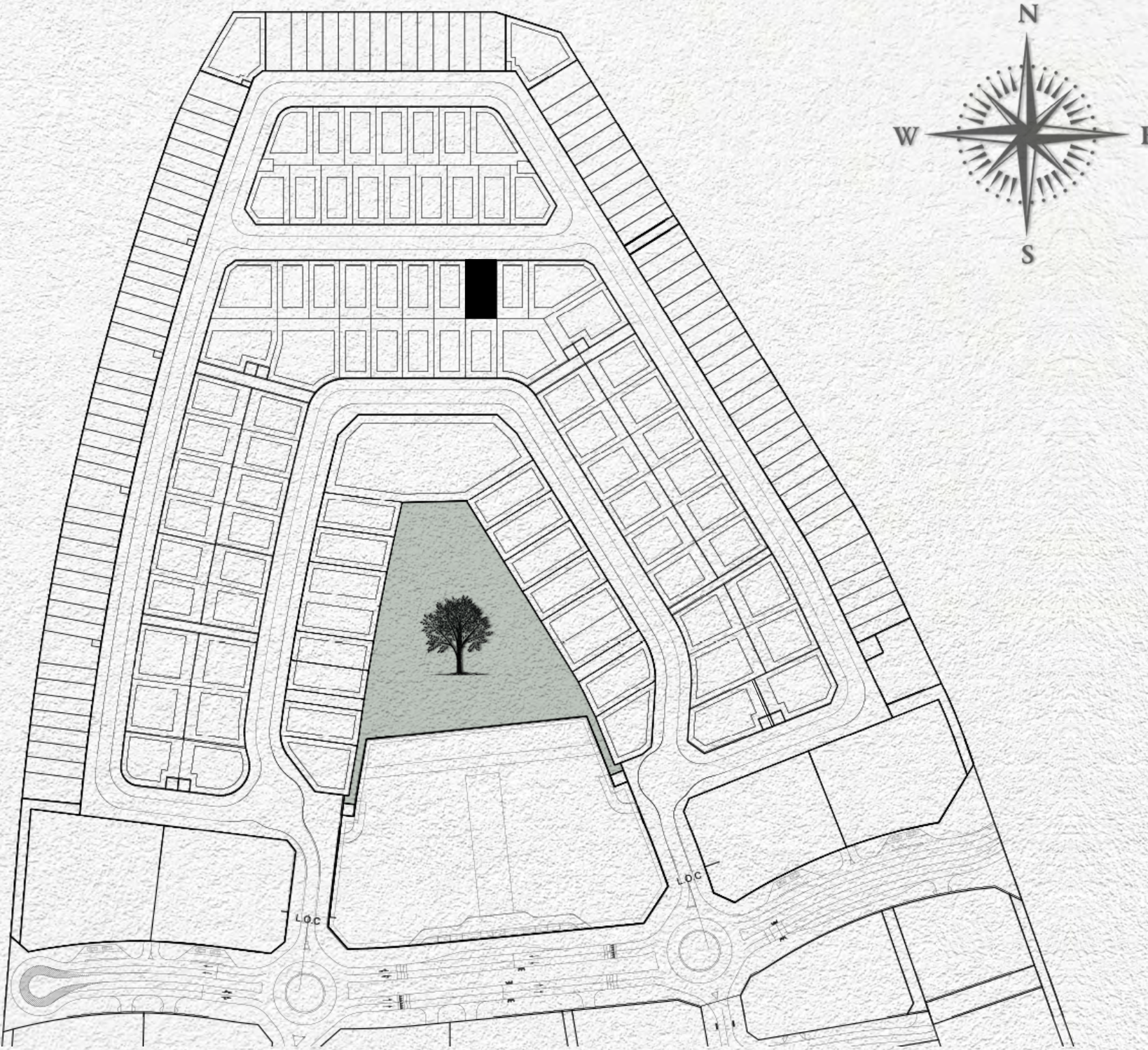
<b>Plot Number</b>	VL-59	
<b>Land Use</b>	Residential: Villa	
<b>Plot Area</b>	480.00 sq.m	5,166.67 sq.ft
<b>Max. GFA</b>	480.00 sq.m	5,166.67 sq.ft
<b>Max. Height</b>	B (optional) + G + 2 + Roof	
<b>Max. Plot Coverage</b>	210.00 sq.m	2,260.42 sq.ft



<b>Setback</b>			
Side 1	Side 2	Side 3	Side 4
3m	3m	6m	3m

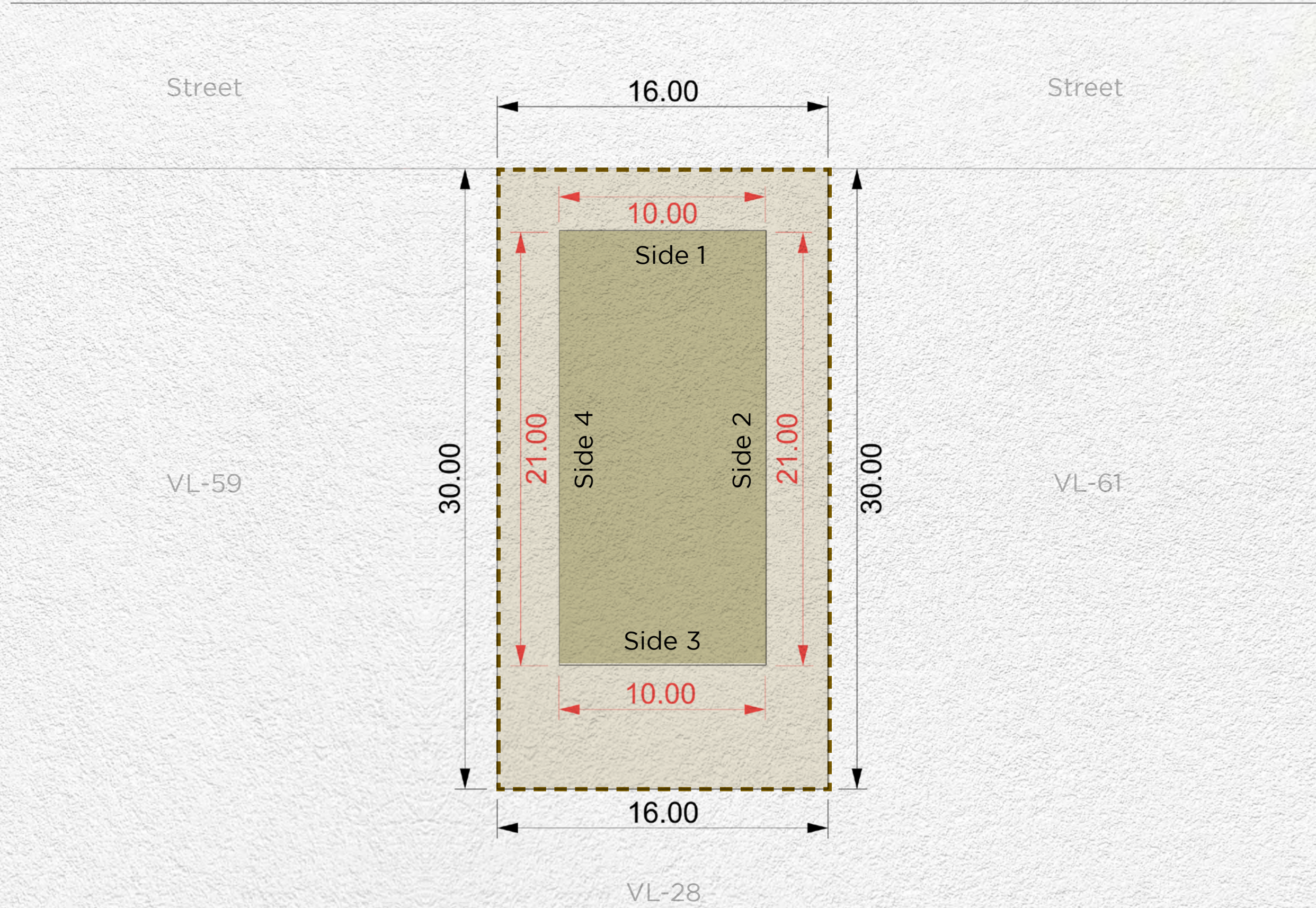
**Disclaimer:** All areas, dimensions, numbering and drawings are preliminary and proposed only, actual areas may vary from the stated area, and sizes are not to scale. The Developer reserves the right to make revisions/alterations to the plans at its sole and absolute discretion, without prior notice and without any liability whatsoever. Plot development and design guidelines as published and as amended by the developer from time to time will apply and need to be adhered to.





- MAX. BUILDING ENVELOPE
- MAX. BASEMENT ENVELOPE
- PLOT BOUNDARY
- PLOT DIMENSIONS
- BUILDING DIMENSIONS
- SUBSTATIONS

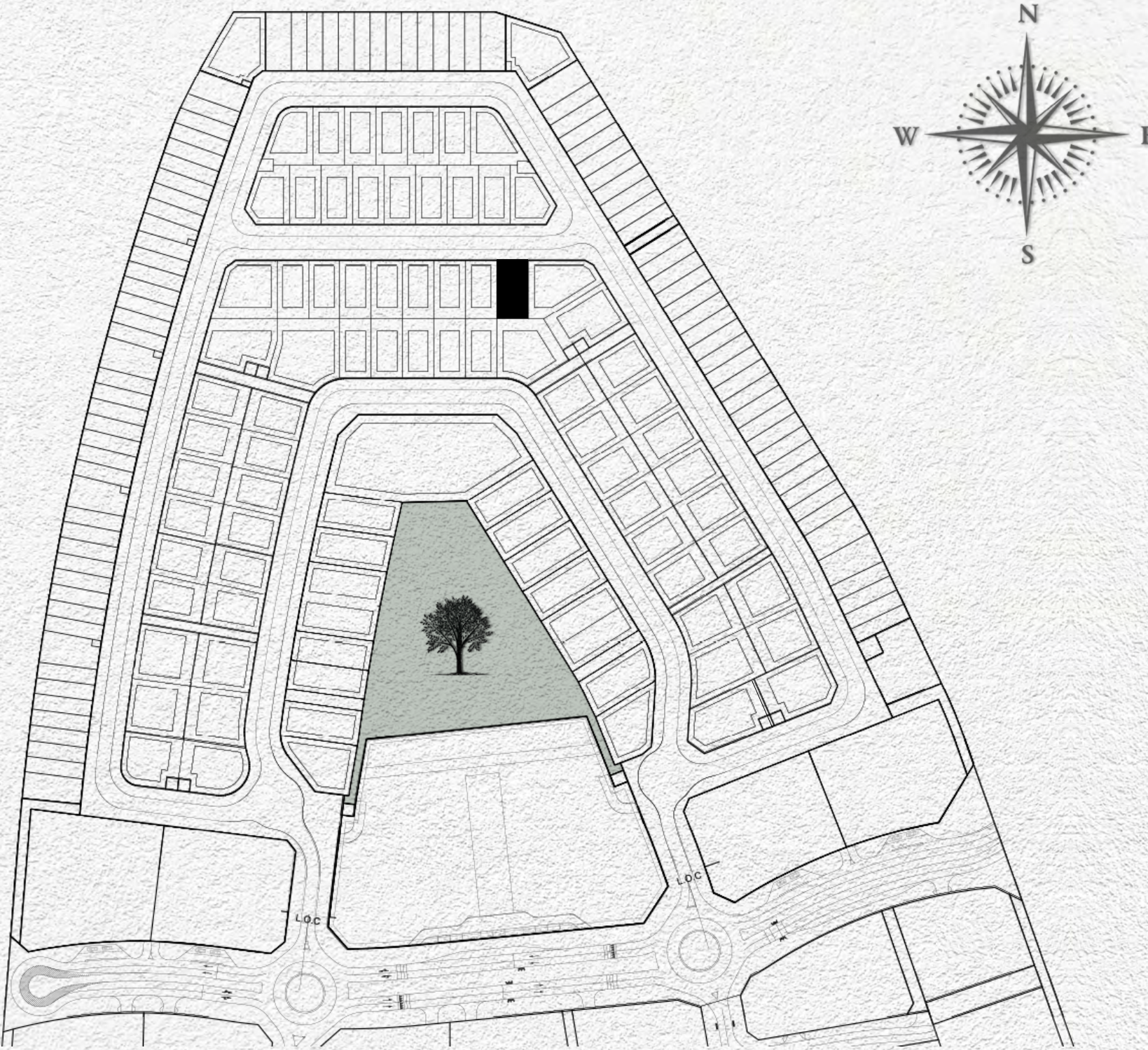
<b>Plot Number</b>	VL-60	
<b>Land Use</b>	Residential: Villa	
<b>Plot Area</b>	480.00 sq.m	5,166.67 sq.ft
<b>Max. GFA</b>	480.00 sq.m	5,166.67 sq.ft
<b>Max. Height</b>	B (optional) + G + 2 + Roof	
<b>Max. Plot Coverage</b>	210.00 sq.m	2,260.42 sq.ft



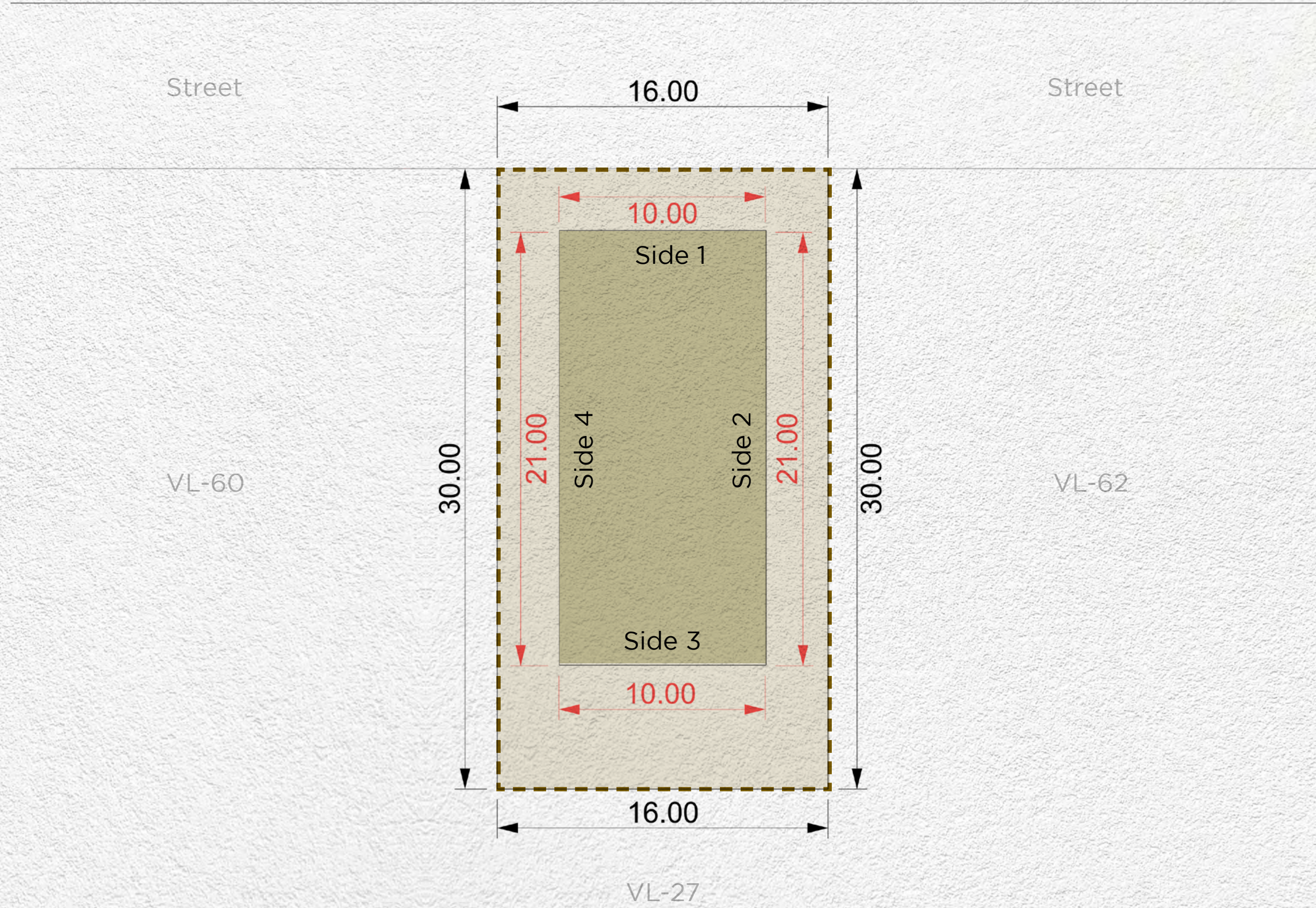
<b>Setback</b>			
Side 1	Side 2	Side 3	Side 4
3m	3m	6m	3m

**Disclaimer:** All areas, dimensions, numbering and drawings are preliminary and proposed only, actual areas may vary from the stated area, and sizes are not to scale. The Developer reserves the right to make revisions/alterations to the plans at its sole and absolute discretion, without prior notice and without any liability whatsoever. Plot development and design guidelines as published and as amended by the developer from time to time will apply and need to be adhered to.





- MAX. BUILDING ENVELOPE
- MAX. BASEMENT ENVELOPE
- PLOT BOUNDARY
- PLOT DIMENSIONS
- BUILDING DIMENSIONS
- SUBSTATIONS

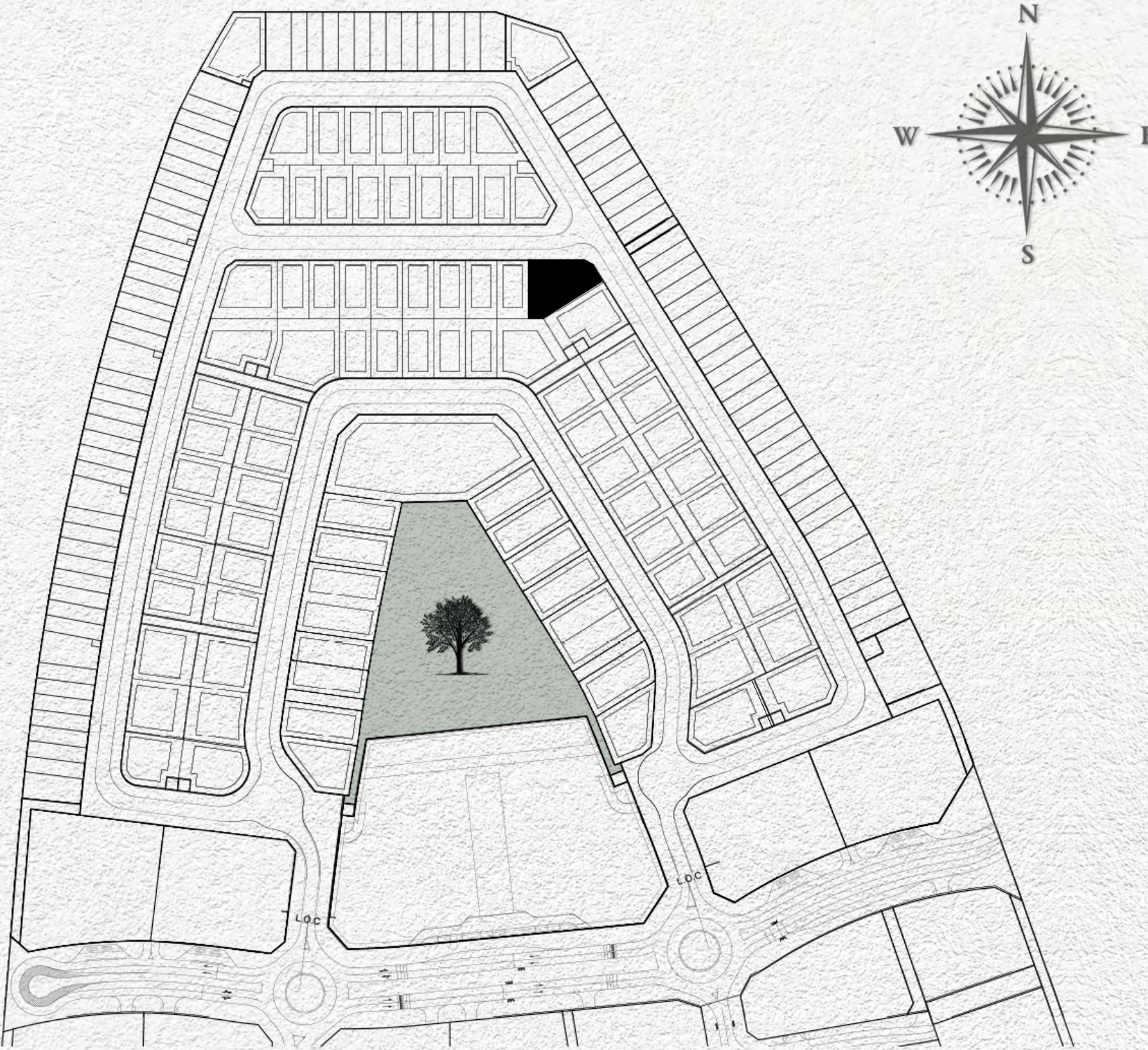


<b>Plot Number</b>	VL-61	
<b>Land Use</b>	Residential: Villa	
<b>Plot Area</b>	480.00 sq.m	5,166.67 sq.ft
<b>Max. GFA</b>	480.00 sq.m	5,166.67 sq.ft
<b>Max. Height</b>	B (optional) + G + 2 + Roof	
<b>Max. Plot Coverage</b>	210.00 sq.m	2,260.42 sq.ft

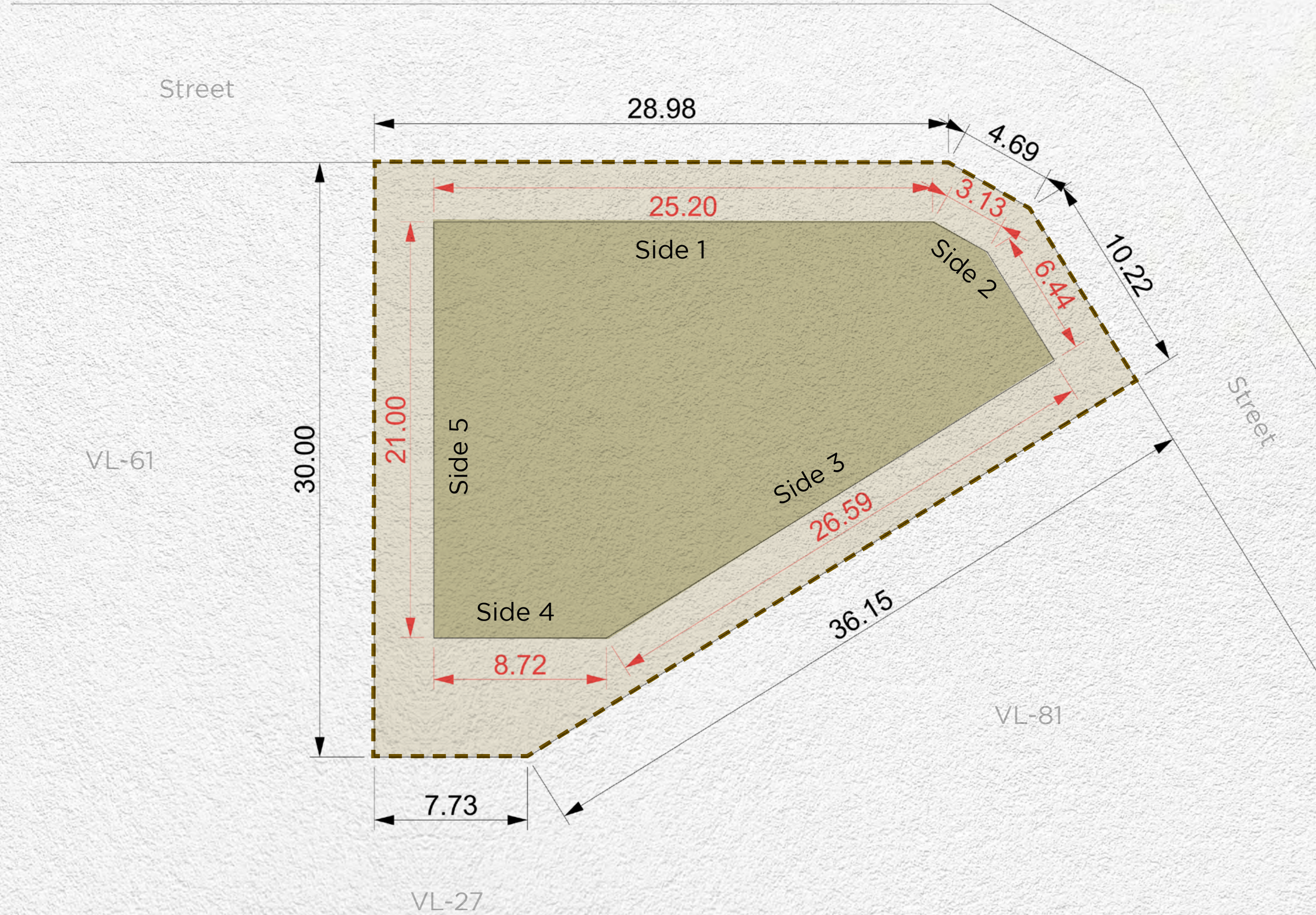
Setback			
Side 1	Side 2	Side 3	Side 4
3m	6m	3m	6m

**Disclaimer:** All areas, dimensions, numbering and drawings are preliminary and proposed only, actual areas may vary from the stated area, and sizes are not to scale. The Developer reserves the right to make revisions/alterations to the plans at its sole and absolute discretion, without prior notice and without any liability whatsoever. Plot development and design guidelines as published and as amended by the developer from time to time will apply and need to be adhered to.





- MAX. BUILDING ENVELOPE
- MAX. BASEMENT ENVELOPE
- PLOT BOUNDARY
- PLOT DIMENSIONS
- BUILDING DIMENSIONS
- SUBSTATIONS

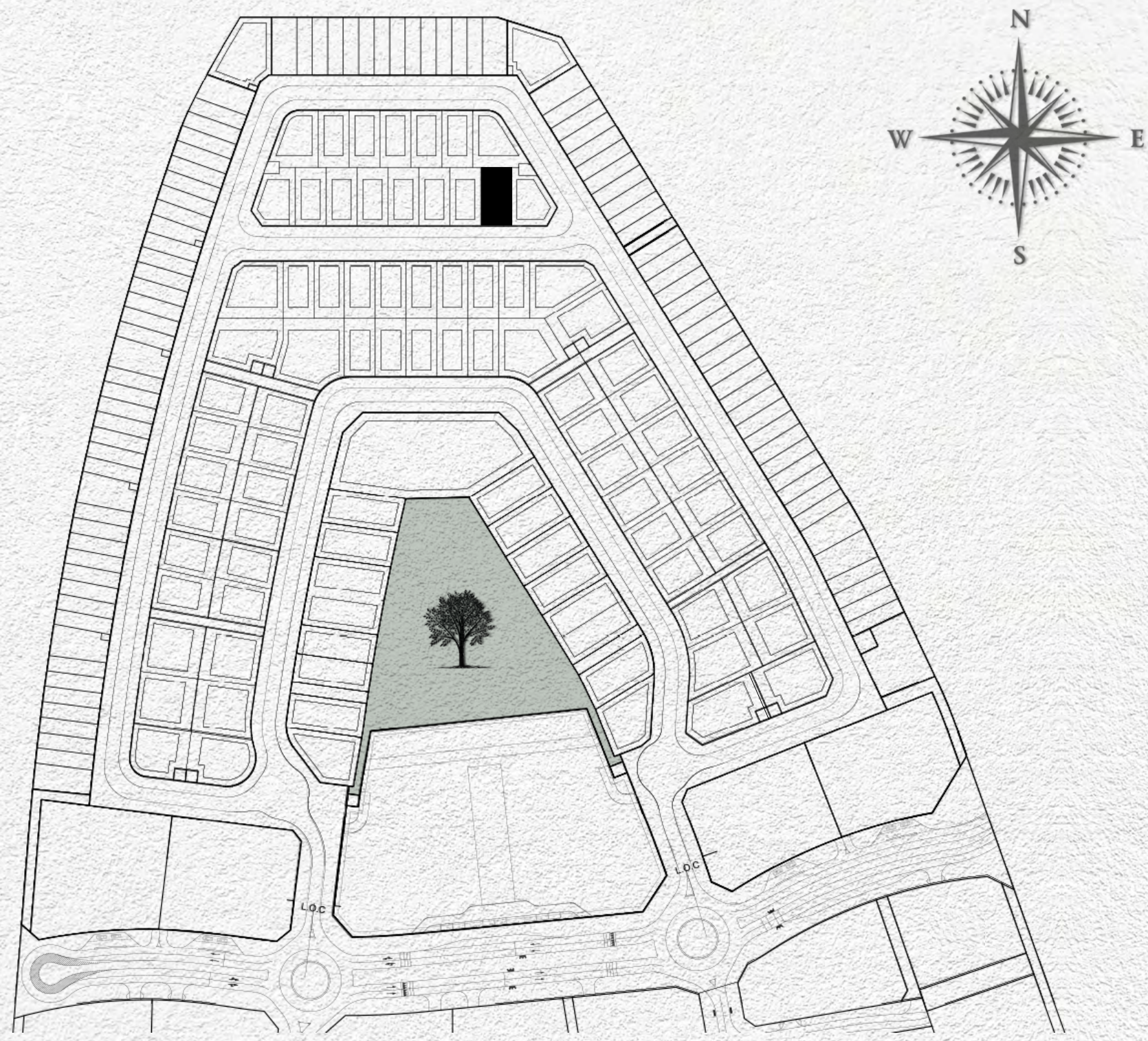


<b>Plot Number</b>	VL-62	
<b>Land Use</b>	Residential: Villa	
<b>Plot Area</b>	821.00 sq.m	8,837.16 sq.ft
<b>Max. GFA</b>	821.00 sq.m	8,837.16 sq.ft
<b>Max. Height</b>	B (optional) + G + 2 + Roof	
<b>Max. Plot Coverage</b>	483.00 sq.m	5,198.96 sq.ft

Setback				
Side 1	Side 2	Side 3	Side 4	Side 5
3m	3m	3m	6m	3m

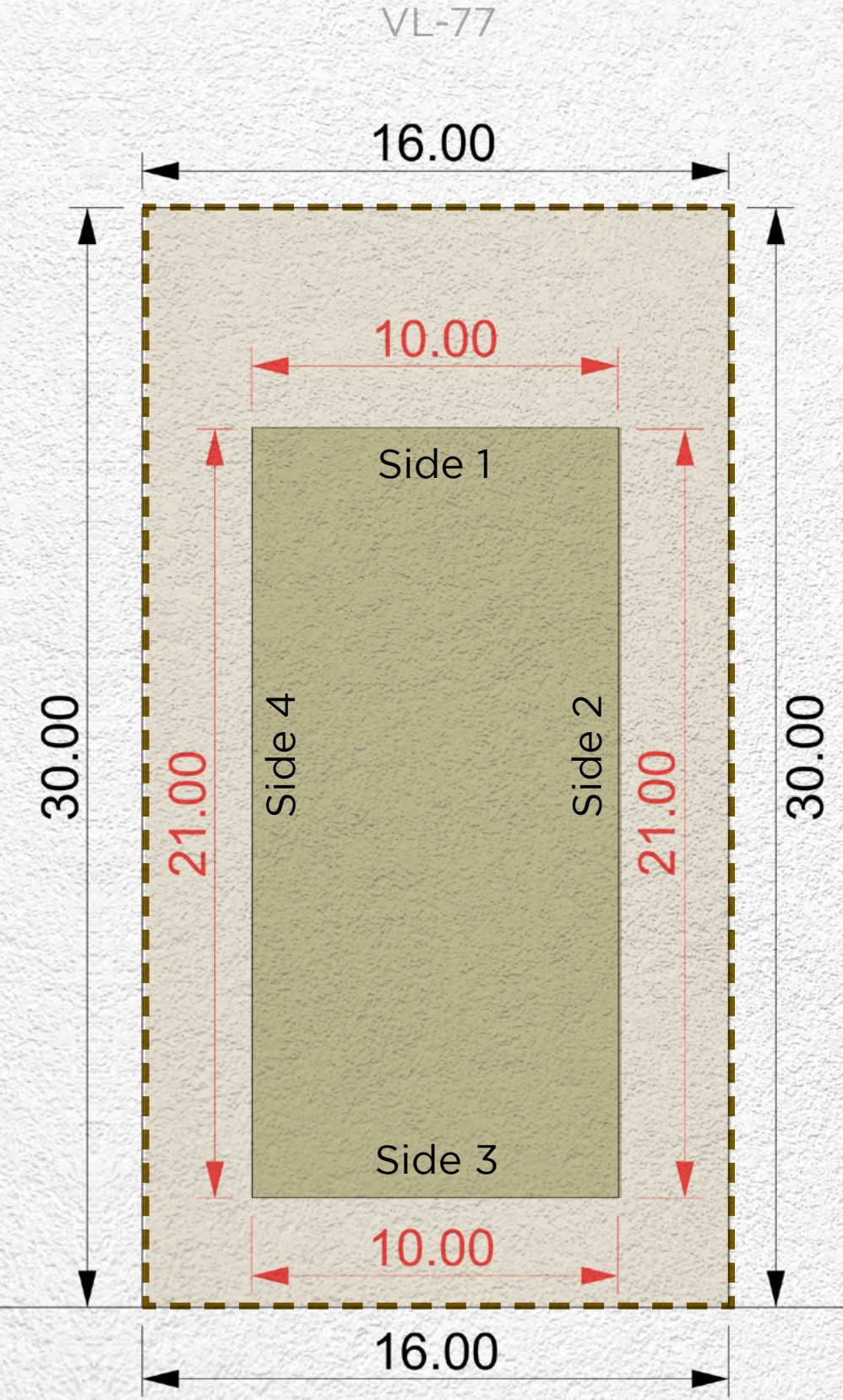
**Disclaimer:** All areas, dimensions, numbering and drawings are preliminary and proposed only, actual areas may vary from the stated area, and sizes are not to scale. The Developer reserves the right to make revisions/alterations to the plans at its sole and absolute discretion, without prior notice and without any liability whatsoever. Plot development and design guidelines as published and as amended by the developer from time to time will apply and need to be adhered to.





- MAX. BUILDING ENVELOPE
- MAX. BASEMENT ENVELOPE
- PLOT BOUNDARY
- PLOT DIMENSIONS
- BUILDING DIMENSIONS
- SUBSTATIONS

VL-64



VL-78

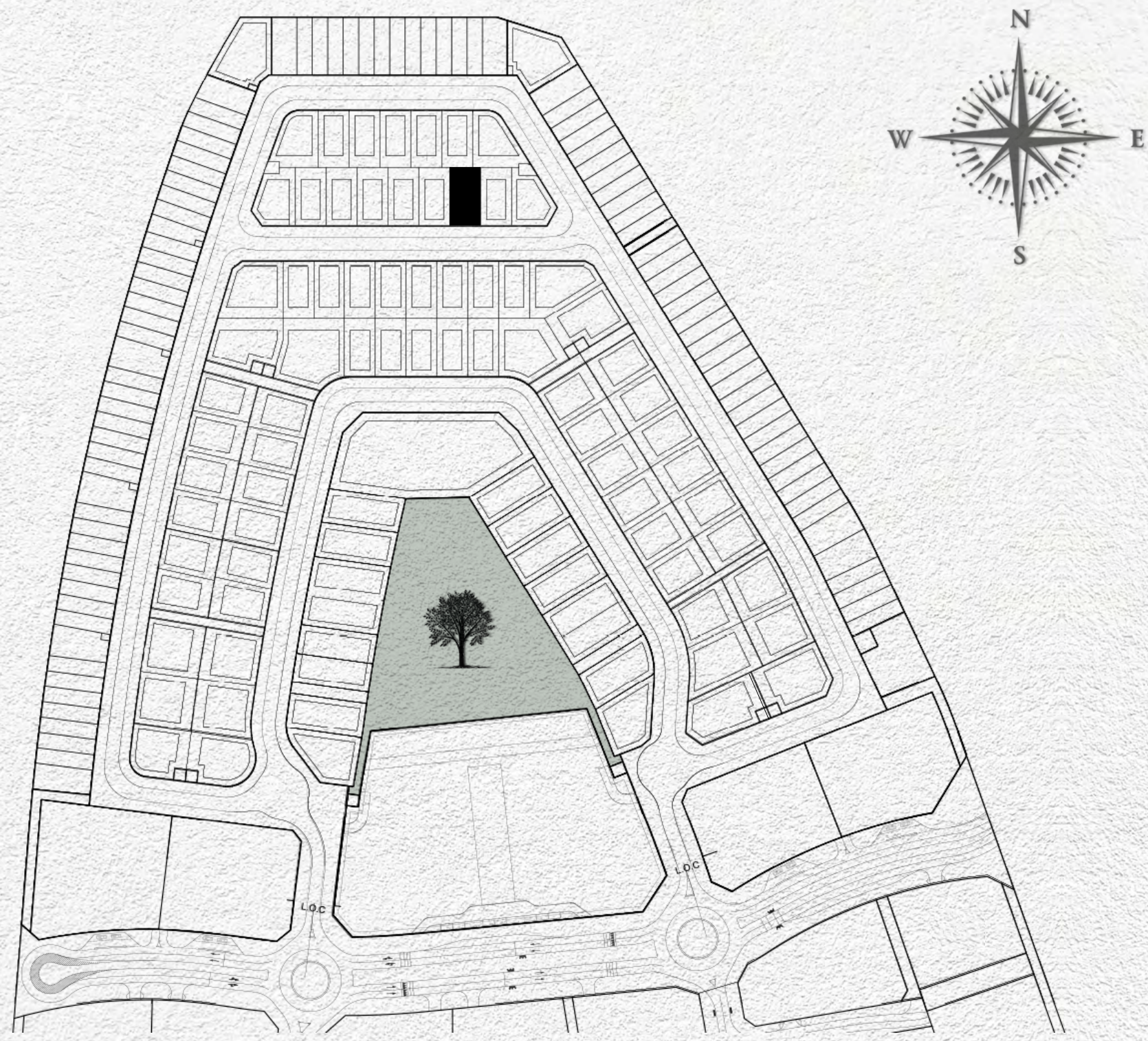
<b>Plot Number</b>	VL-63	
<b>Land Use</b>	Residential: Villa	
<b>Plot Area</b>	480.00 sq.m	5,166.67 sq.ft
<b>Max. GFA</b>	480.00 sq.m	5,166.67 sq.ft
<b>Max. Height</b>	B (optional) + G + 2 + Roof	
<b>Max. Plot Coverage</b>	210.00 sq.m	2,260.42 sq.ft

Street

<b>Setback</b>			
Side 1	Side 2	Side 3	Side 4
6m	3m	3m	3m

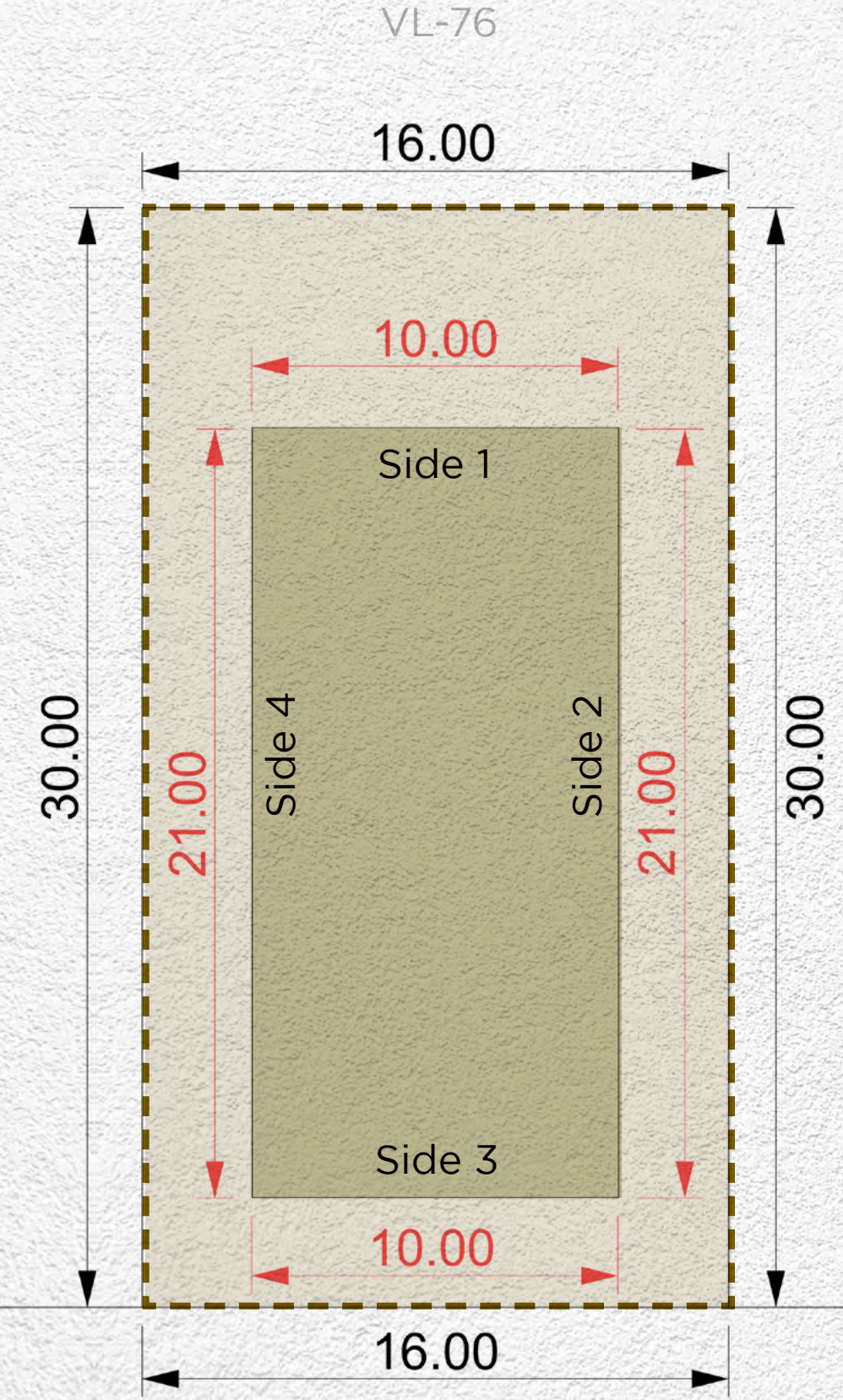
**Disclaimer:** All areas, dimensions, numbering and drawings are preliminary and proposed only, actual areas may vary from the stated area, and sizes are not to scale. The Developer reserves the right to make revisions/alterations to the plans at its sole and absolute discretion, without prior notice and without any liability whatsoever. Plot development and design guidelines as published and as amended by the developer from time to time will apply and need to be adhered to.





- MAX. BUILDING ENVELOPE
- MAX. BASEMENT ENVELOPE
- PLOT BOUNDARY
- PLOT DIMENSIONS
- BUILDING DIMENSIONS
- SUBSTATIONS

VL-65



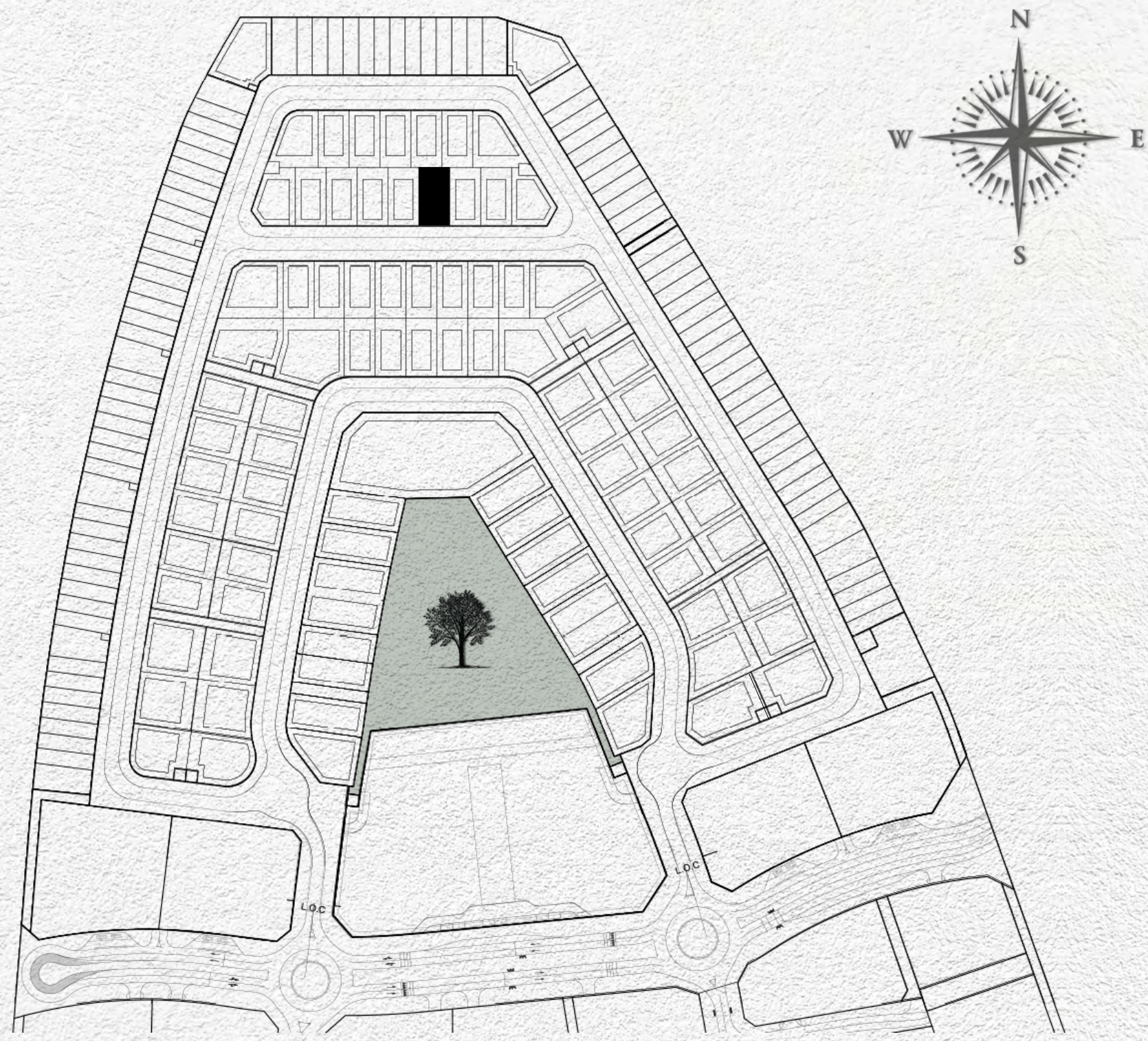
VL-63

<b>Plot Number</b>	VL-64	
<b>Land Use</b>	Residential: Villa	
<b>Plot Area</b>	480.00 sq.m	5,166.67 sq.ft
<b>Max. GFA</b>	480.00 sq.m	5,166.67 sq.ft
<b>Max. Height</b>	B (optional) + G + 2 + Roof	
<b>Max. Plot Coverage</b>	210.00 sq.m	2,260.42 sq.ft

<b>Setback</b>			
Side 1	Side 2	Side 3	Side 4
6m	3m	3m	3m

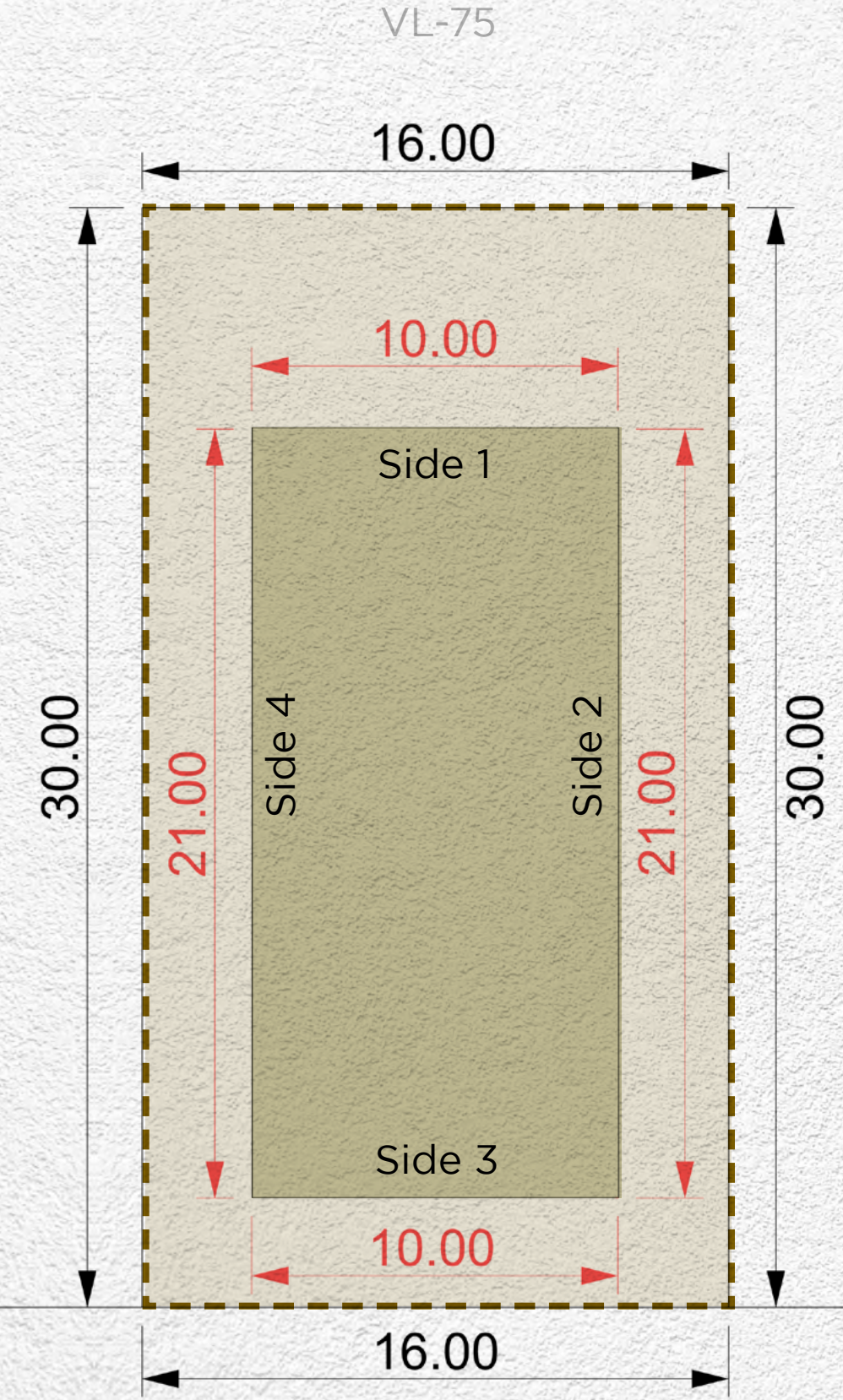
**Disclaimer:** All areas, dimensions, numbering and drawings are preliminary and proposed only, actual areas may vary from the stated area, and sizes are not to scale. The Developer reserves the right to make revisions/alterations to the plans at its sole and absolute discretion, without prior notice and without any liability whatsoever. Plot development and design guidelines as published and as amended by the developer from time to time will apply and need to be adhered to.





- MAX. BUILDING ENVELOPE
- MAX. BASEMENT ENVELOPE
- PLOT BOUNDARY
- PLOT DIMENSIONS
- BUILDING DIMENSIONS
- SUBSTATIONS

VL-66



VL-64

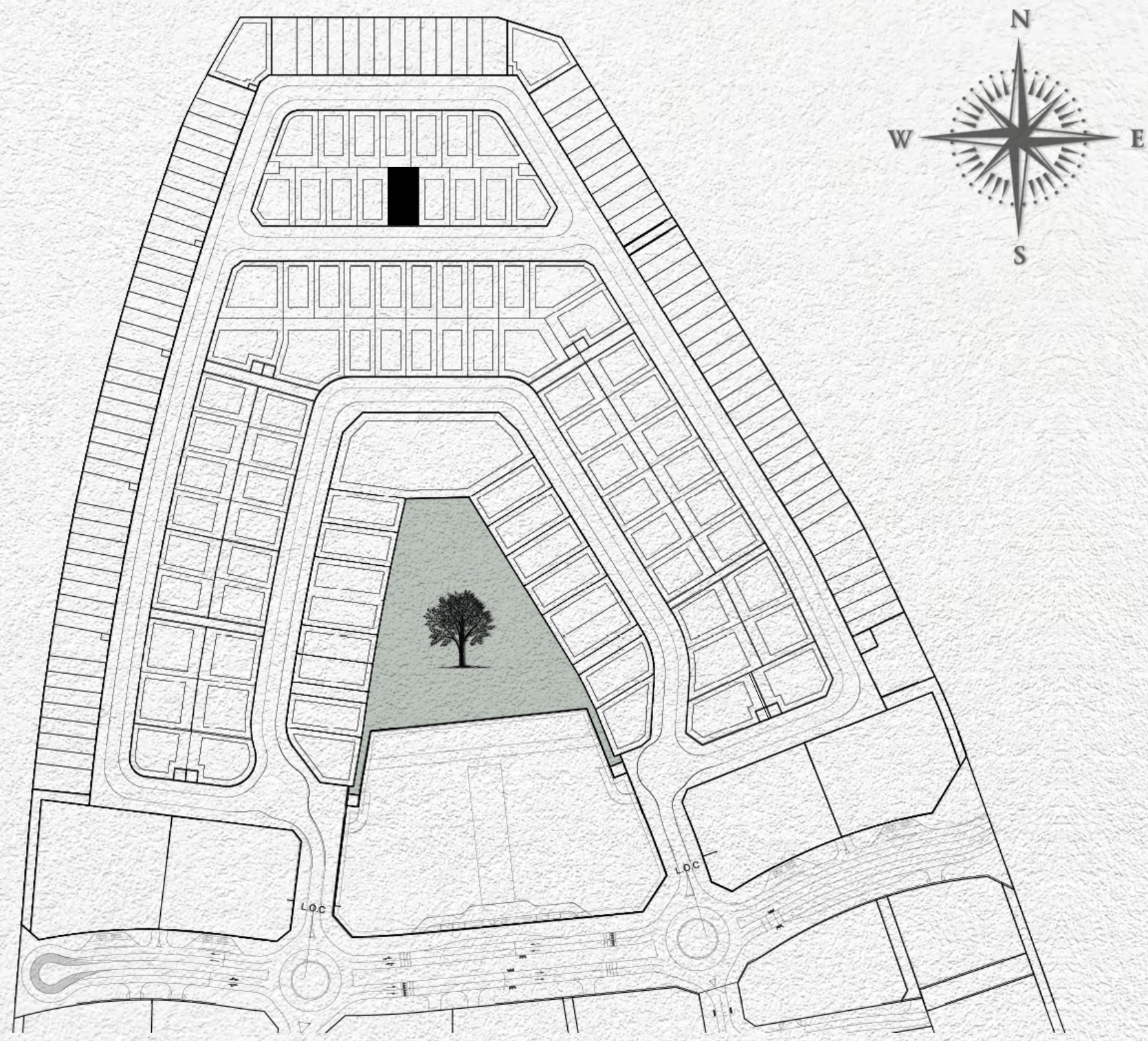
Street

<b>Plot Number</b>	VL-65	
<b>Land Use</b>	Residential: Villa	
<b>Plot Area</b>	480.00 sq.m	5,166.67 sq.ft
<b>Max. GFA</b>	480.00 sq.m	5,166.67 sq.ft
<b>Max. Height</b>	B (optional) + G + 2 + Roof	
<b>Max. Plot Coverage</b>	210.00 sq.m	2,260.42 sq.ft

<b>Setback</b>			
Side 1	Side 2	Side 3	Side 4
6m	3m	3m	3m

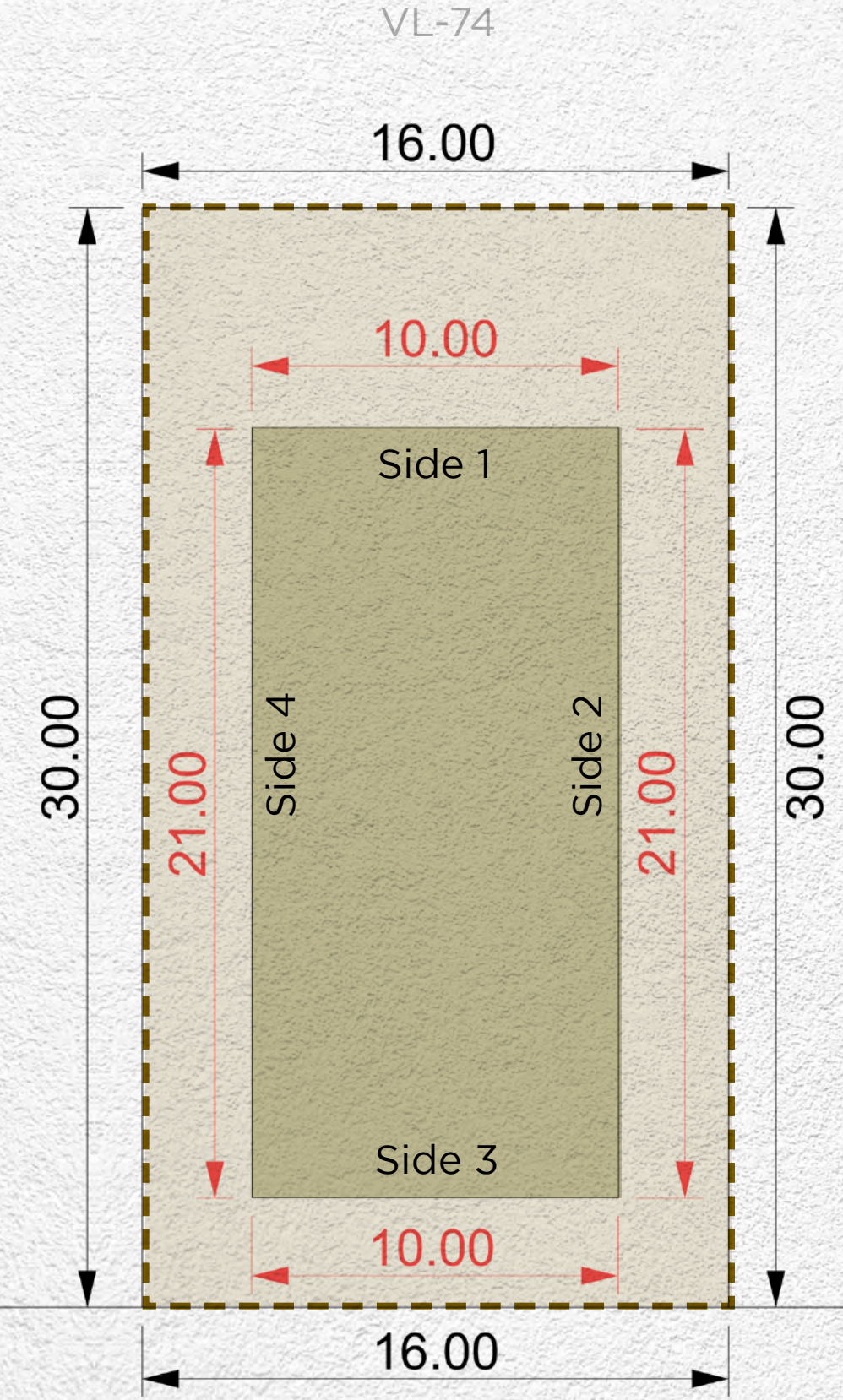
**Disclaimer:** All areas, dimensions, numbering and drawings are preliminary and proposed only, actual areas may vary from the stated area, and sizes are not to scale. The Developer reserves the right to make revisions/alterations to the plans at its sole and absolute discretion, without prior notice and without any liability whatsoever. Plot development and design guidelines as published and as amended by the developer from time to time will apply and need to be adhered to.





- MAX. BUILDING ENVELOPE
- MAX. BASEMENT ENVELOPE
- PLOT BOUNDARY
- PLOT DIMENSIONS
- BUILDING DIMENSIONS
- SUBSTATIONS

VL-67



VL-65

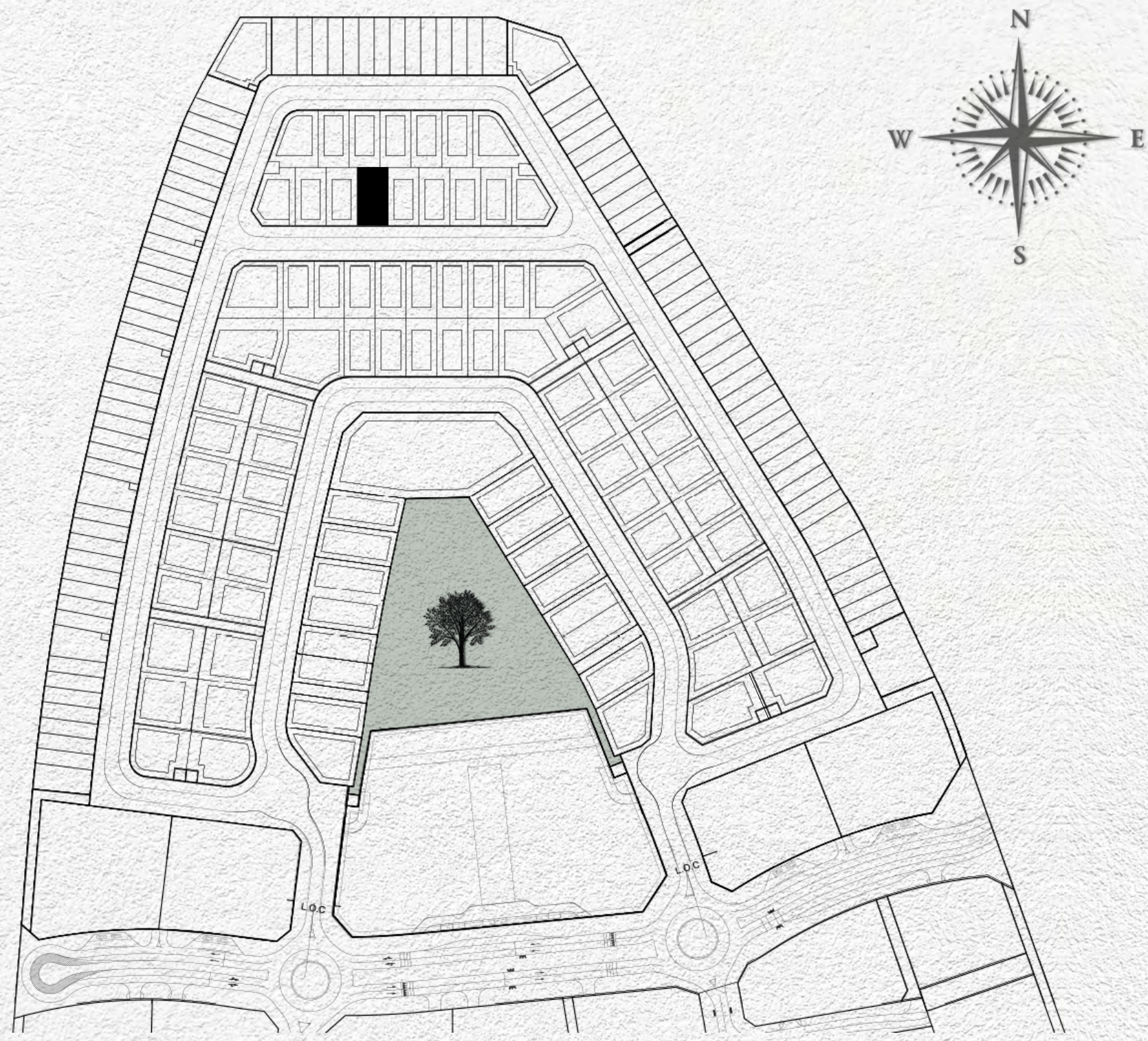
Street

<b>Plot Number</b>	VL-66	
<b>Land Use</b>	Residential: Villa	
<b>Plot Area</b>	480.00 sq.m	5,166.67 sq.ft
<b>Max. GFA</b>	480.00 sq.m	5,166.67 sq.ft
<b>Max. Height</b>	B (optional) + G + 2 + Roof	
<b>Max. Plot Coverage</b>	210.00 sq.m	2,260.42 sq.ft

<b>Setback</b>			
Side 1	Side 2	Side 3	Side 4
6m	3m	3m	3m

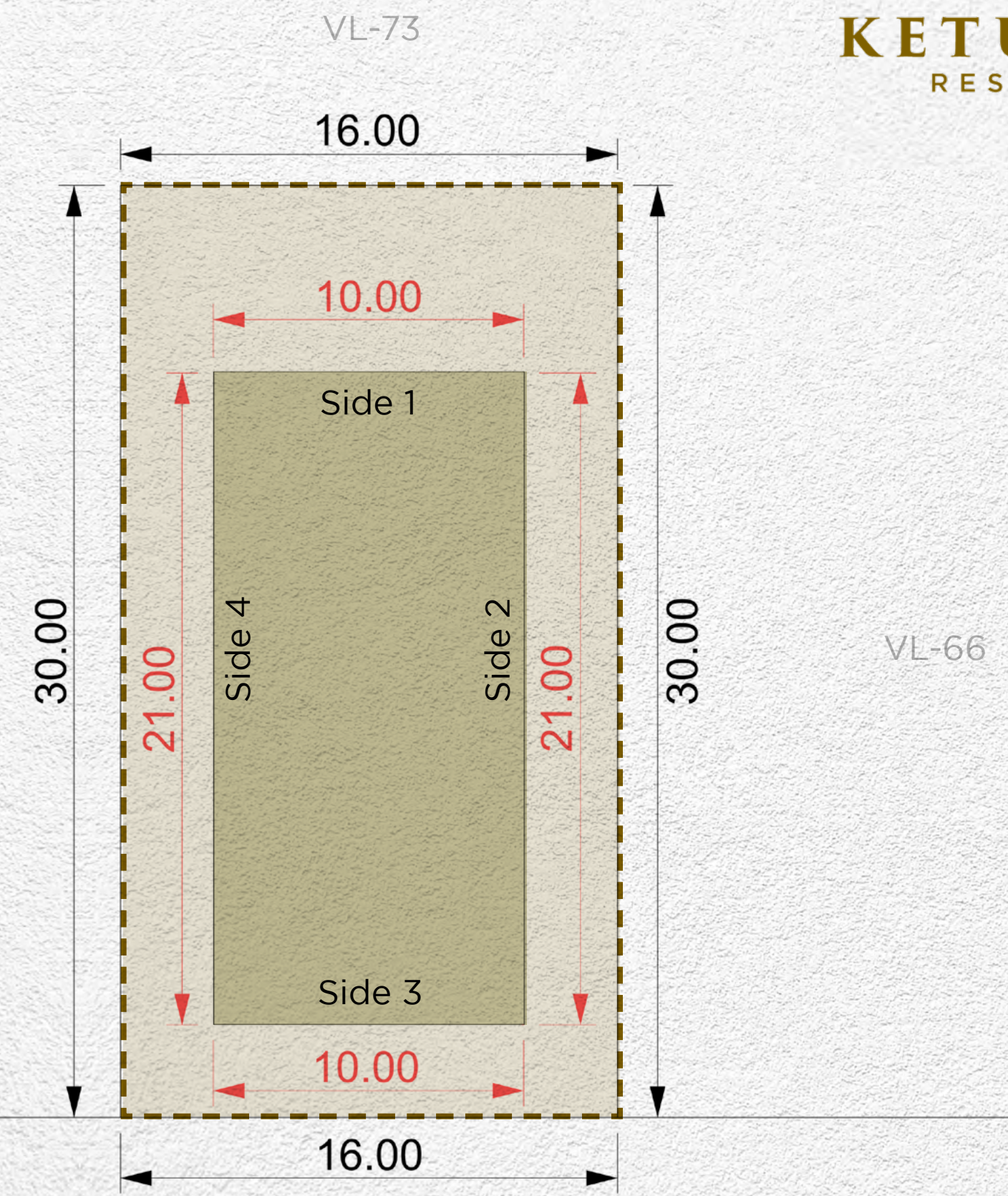
**Disclaimer:** All areas, dimensions, numbering and drawings are preliminary and proposed only, actual areas may vary from the stated area, and sizes are not to scale. The Developer reserves the right to make revisions/alterations to the plans at its sole and absolute discretion, without prior notice and without any liability whatsoever. Plot development and design guidelines as published and as amended by the developer from time to time will apply and need to be adhered to.





- MAX. BUILDING ENVELOPE
- MAX. BASEMENT ENVELOPE
- PLOT BOUNDARY
- PLOT DIMENSIONS
- BUILDING DIMENSIONS
- SUBSTATIONS

VL-68



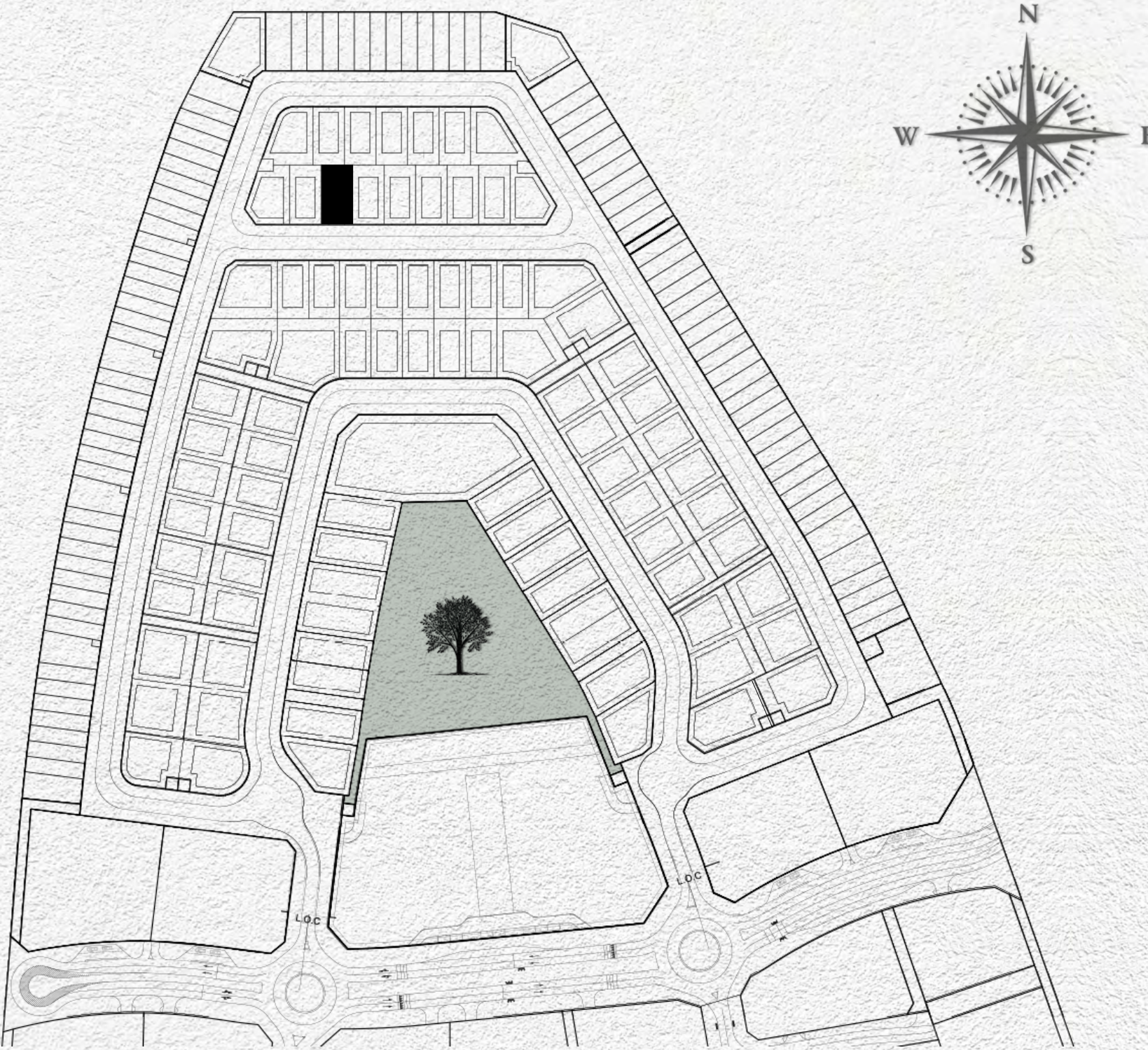
Street

<b>Plot Number</b>	VL-67	
<b>Land Use</b>	Residential: Villa	
<b>Plot Area</b>	480.00 sq.m	5,166.67 sq.ft
<b>Max. GFA</b>	480.00 sq.m	5,166.67 sq.ft
<b>Max. Height</b>	B (optional) + G + 2 + Roof	
<b>Max. Plot Coverage</b>	210.00 sq.m	2,260.42 sq.ft

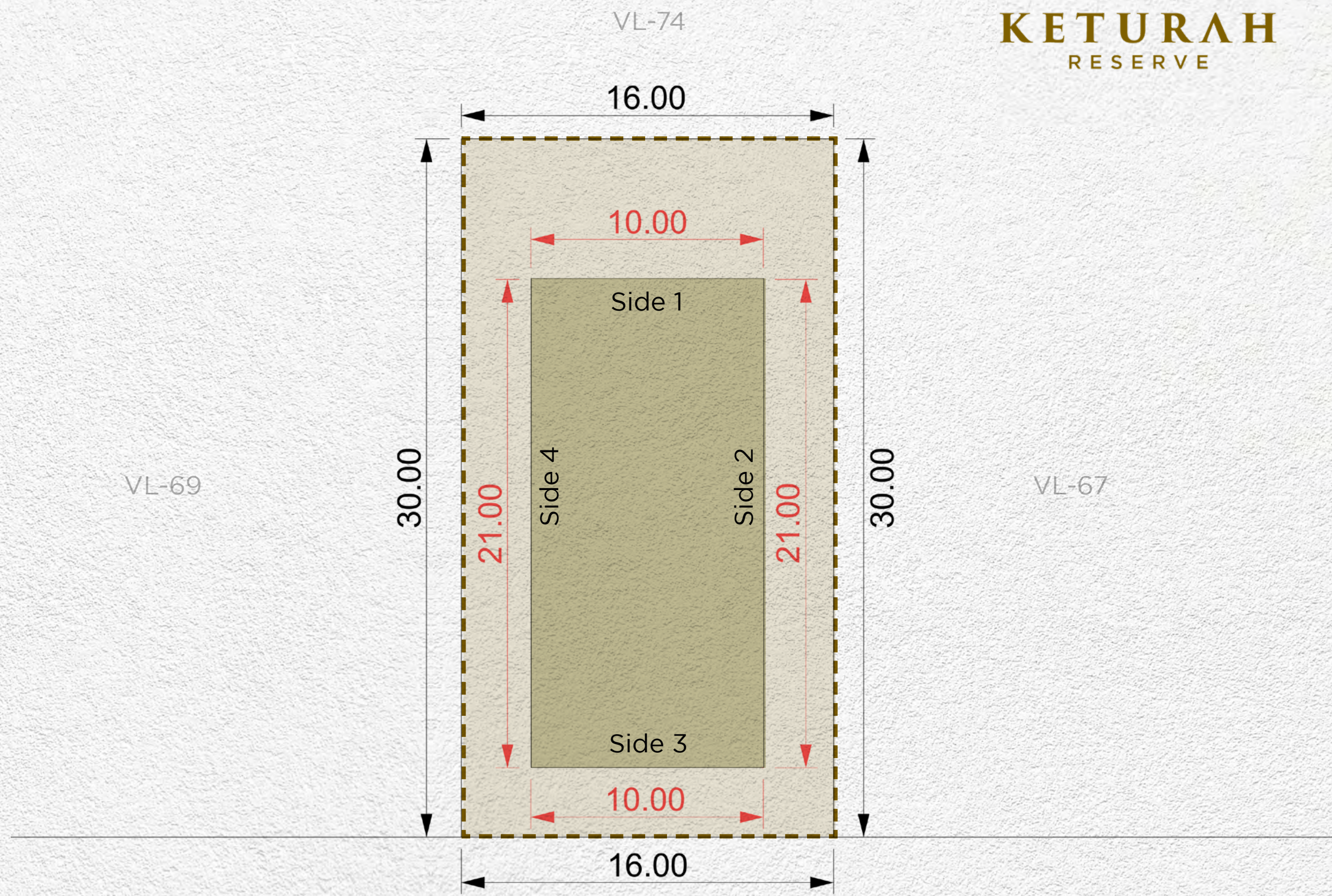
<b>Setback</b>			
Side 1	Side 2	Side 3	Side 4
6m	3m	3m	3m

**Disclaimer:** All areas, dimensions, numbering and drawings are preliminary and proposed only, actual areas may vary from the stated area, and sizes are not to scale. The Developer reserves the right to make revisions/alterations to the plans at its sole and absolute discretion, without prior notice and without any liability whatsoever. Plot development and design guidelines as published and as amended by the developer from time to time will apply and need to be adhered to.





- MAX. BUILDING ENVELOPE
- MAX. BASEMENT ENVELOPE
- PLOT BOUNDARY
- PLOT DIMENSIONS
- BUILDING DIMENSIONS
- SUBSTATIONS

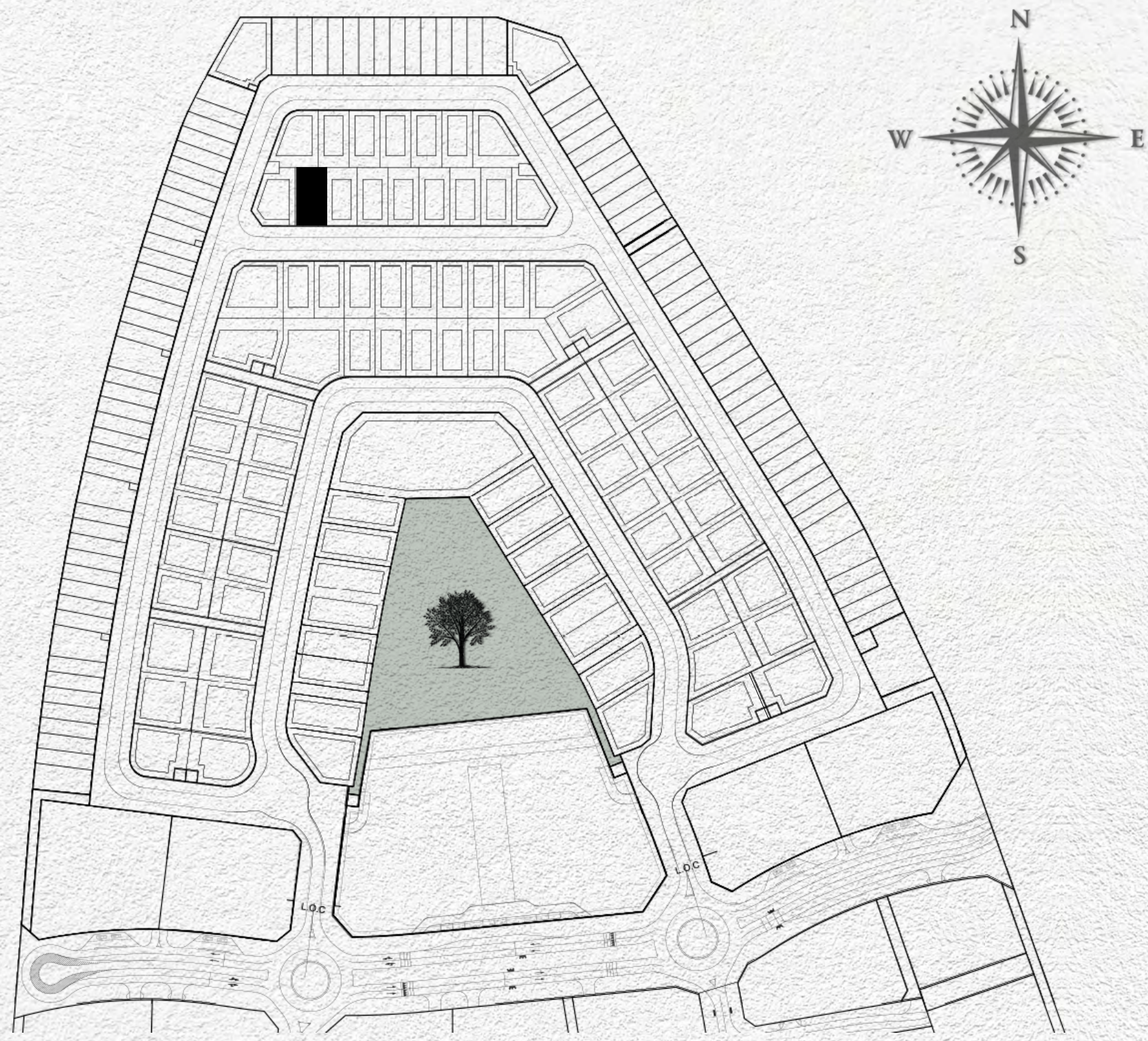


<b>Plot Number</b>	VL-68	
<b>Land Use</b>	Residential: Villa	
<b>Plot Area</b>	480.00 sq.m	5,166.67 sq.ft
<b>Max. GFA</b>	480.00 sq.m	5,166.67 sq.ft
<b>Max. Height</b>	B (optional) + G + 2 + Roof	
<b>Max. Plot Coverage</b>	210.00 sq.m	2,260.42 sq.ft

<b>Setback</b>			
Side 1	Side 2	Side 3	Side 4
6m	3m	3m	3m

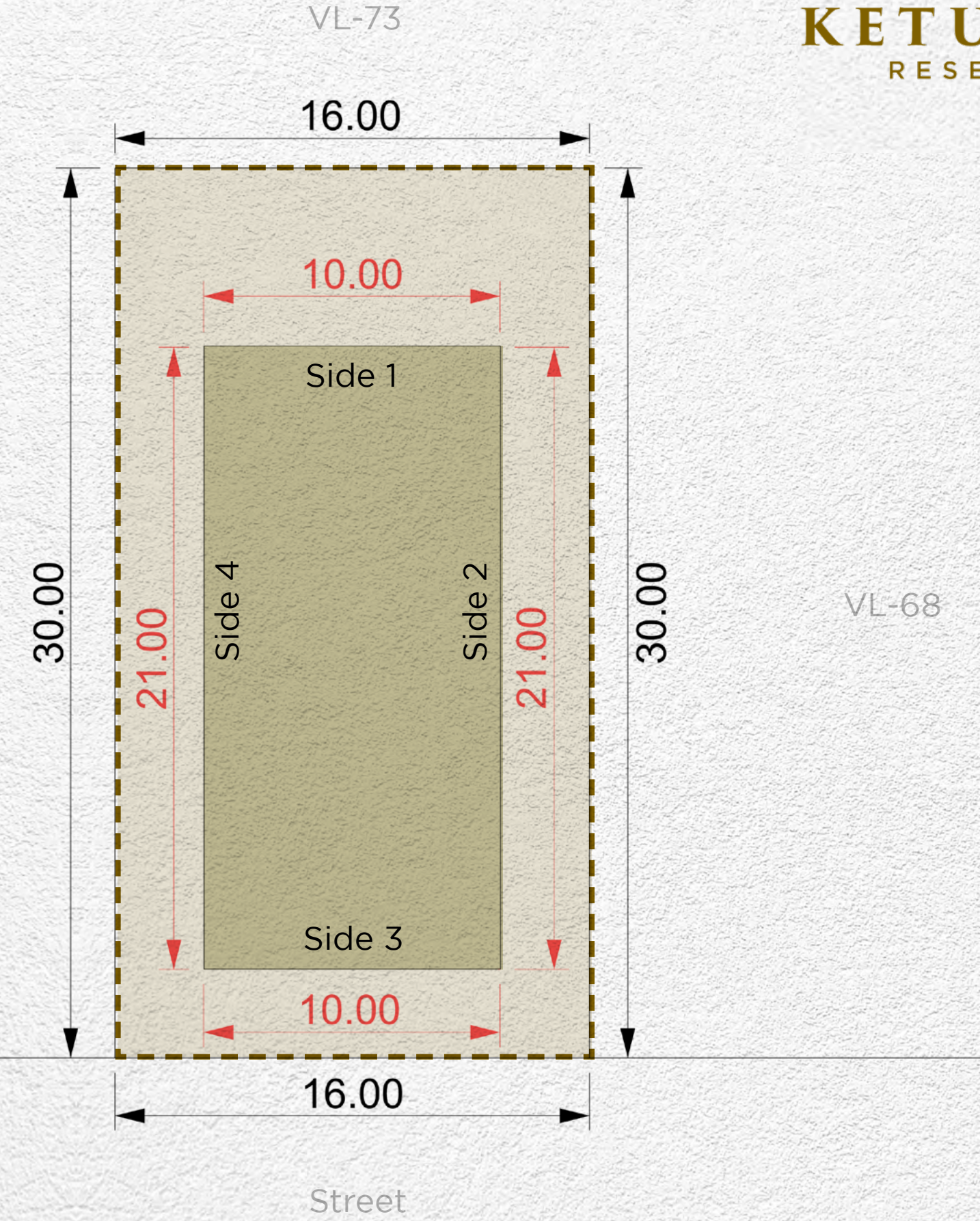
**Disclaimer:** All areas, dimensions, numbering and drawings are preliminary and proposed only, actual areas may vary from the stated area, and sizes are not to scale. The Developer reserves the right to make revisions/alterations to the plans at its sole and absolute discretion, without prior notice and without any liability whatsoever. Plot development and design guidelines as published and as amended by the developer from time to time will apply and need to be adhered to.





- MAX. BUILDING ENVELOPE
- MAX. BASEMENT ENVELOPE
- PLOT BOUNDARY
- PLOT DIMENSIONS
- BUILDING DIMENSIONS
- SUBSTATIONS

VL-70

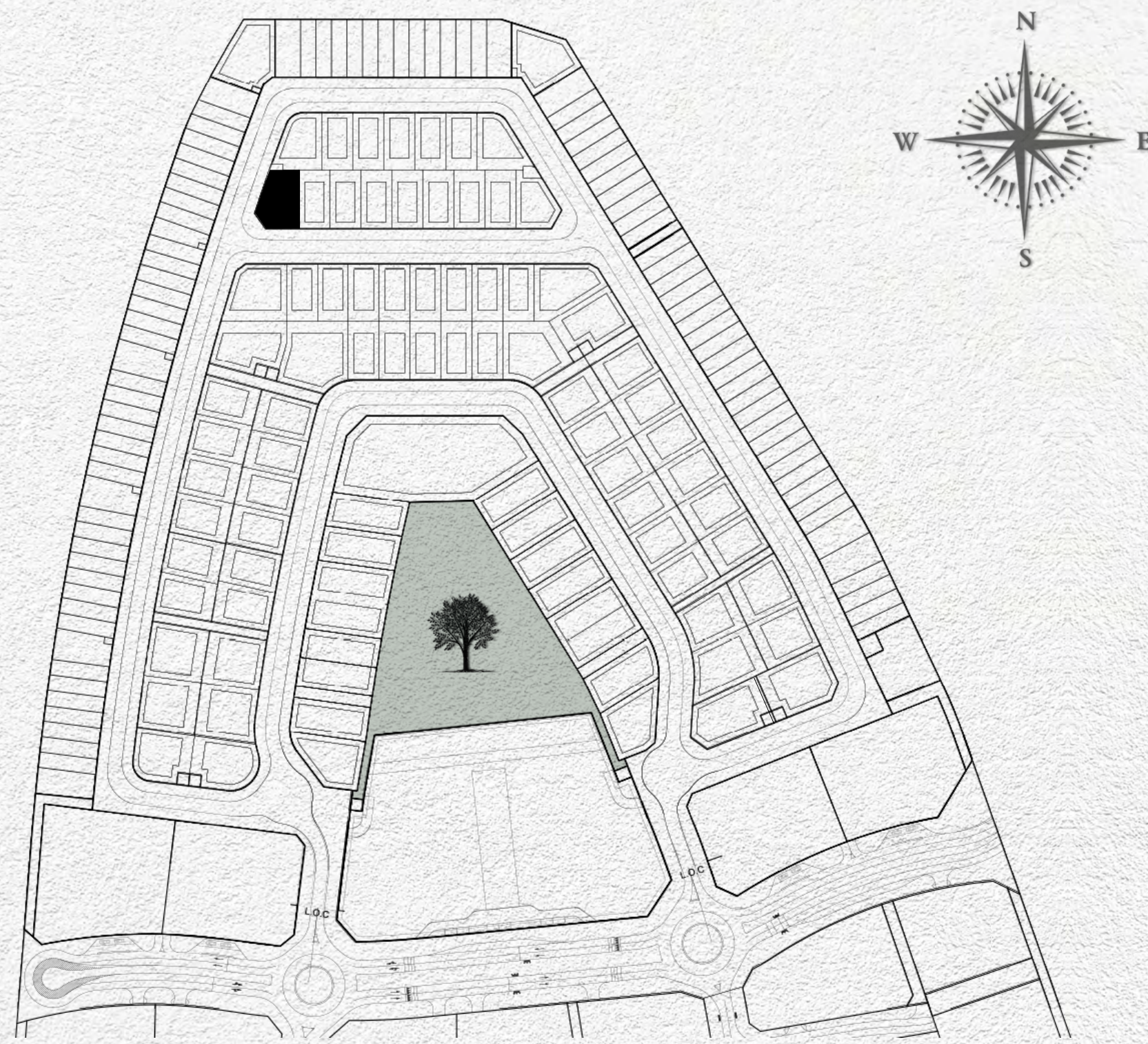


<b>Plot Number</b>	VL-69	
<b>Land Use</b>	Residential: Villa	
<b>Plot Area</b>	480.00 sq.m	5,166.67 sq.ft
<b>Max. GFA</b>	480.00 sq.m	5,166.67 sq.ft
<b>Max. Height</b>	B (optional) + G + 2 + Roof	
<b>Max. Plot Coverage</b>	210.00 sq.m	2,260.42 sq.ft

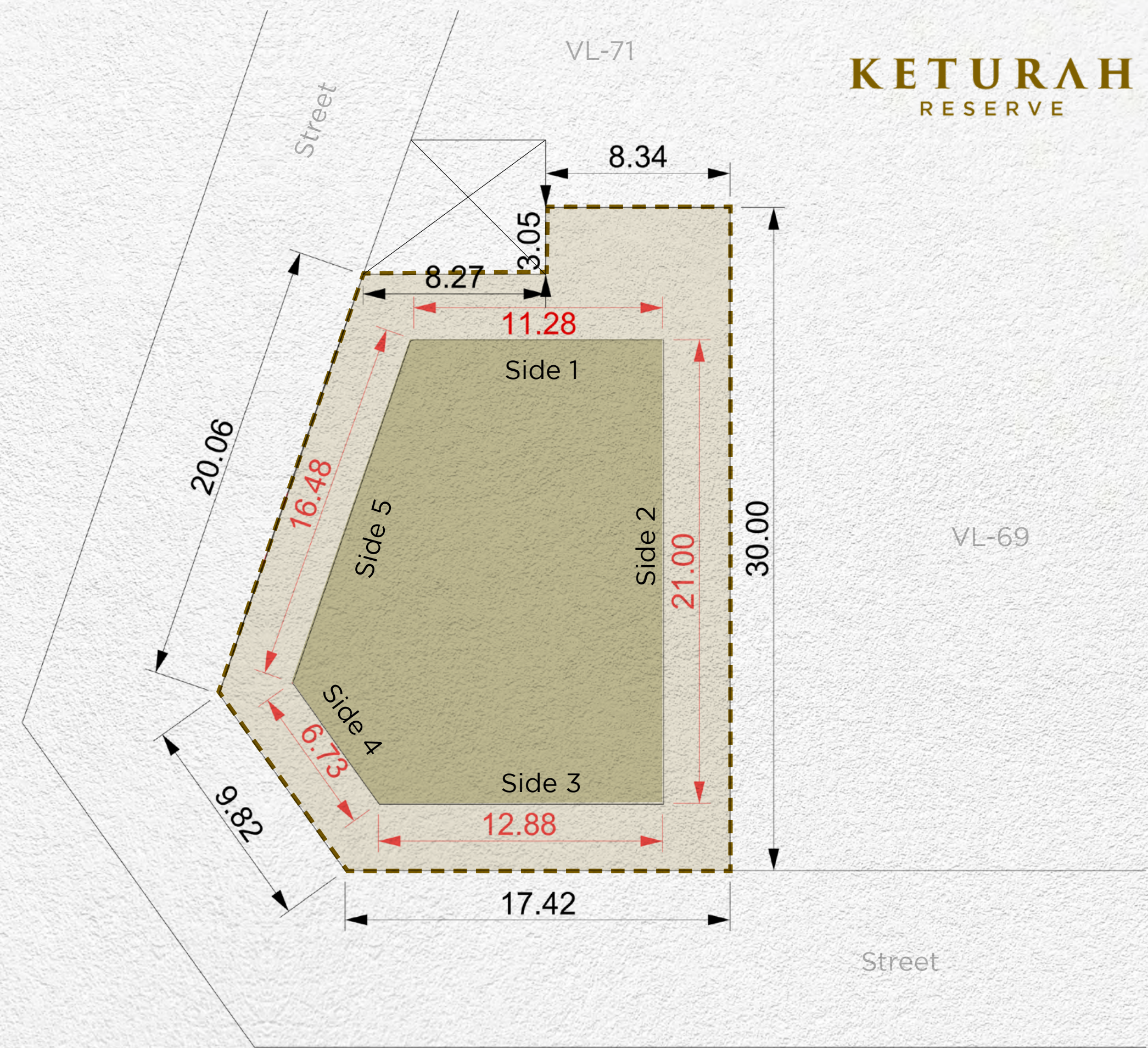
<b>Setback</b>			
Side 1	Side 2	Side 3	Side 4
6m	3m	3m	3m

**Disclaimer:** All areas, dimensions, numbering and drawings are preliminary and proposed only, actual areas may vary from the stated area, and sizes are not to scale. The Developer reserves the right to make revisions/alterations to the plans at its sole and absolute discretion, without prior notice and without any liability whatsoever. Plot development and design guidelines as published and as amended by the developer from time to time will apply and need to be adhered to.





- MAX. BUILDING ENVELOPE
- MAX. BASEMENT ENVELOPE
- PLOT BOUNDARY
- PLOT DIMENSIONS
- BUILDING DIMENSIONS
- SUBSTATIONS

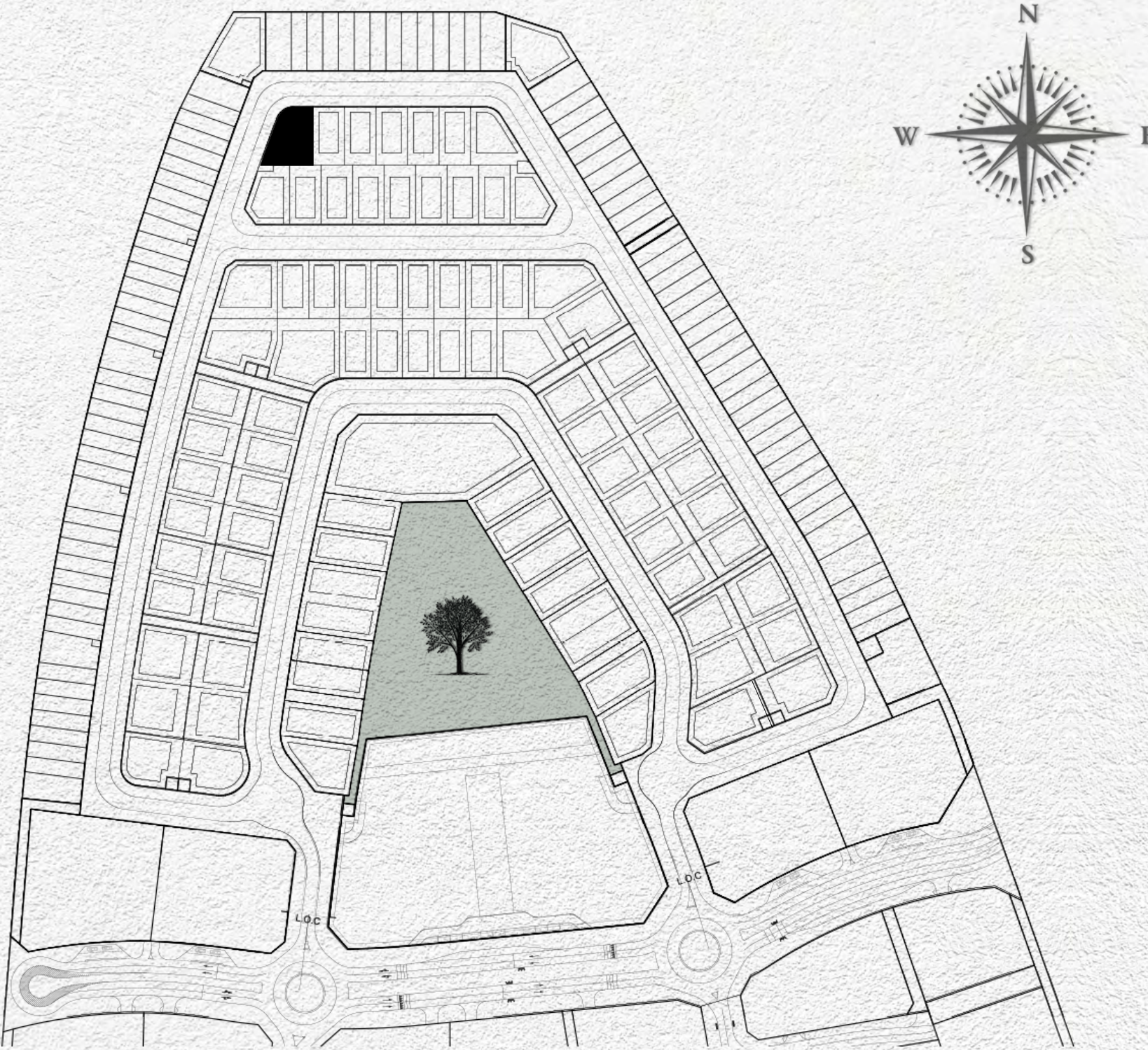


<b>Plot Number</b>	VL-70	
<b>Land Use</b>	Residential: Villa	
<b>Plot Area</b>	564.62 sq.m	6,077.51 sq.ft
<b>Max. GFA</b>	564.62 sq.m	6,077.51 sq.ft
<b>Max. Height</b>	B (optional) + G + 2 + Roof	
<b>Max. Plot Coverage</b>	300.00 sq.m	3,229.17 sq.ft

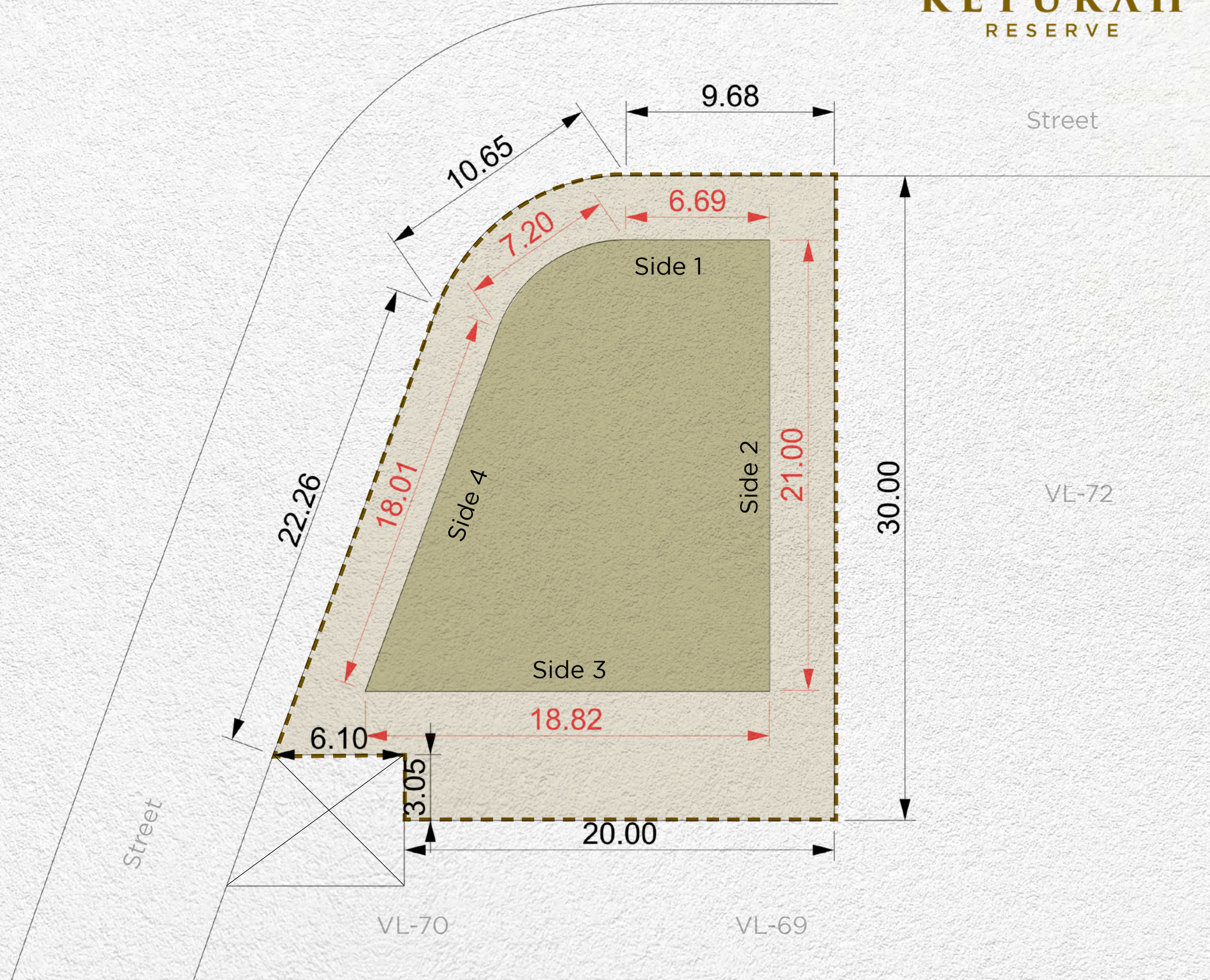
Setback				
Side 1	Side 2	Side 3	Side 4	Side 5
6m	3m	3m	3m	3m

**Disclaimer:** All areas, dimensions, numbering and drawings are preliminary and proposed only, actual areas may vary from the stated area, and sizes are not to scale. The Developer reserves the right to make revisions/alterations to the plans at its sole and absolute discretion, without prior notice and without any liability whatsoever. Plot development and design guidelines as published and as amended by the developer from time to time will apply and need to be adhered to.





- MAX. BUILDING ENVELOPE
- MAX. BASEMENT ENVELOPE
- PLOT BOUNDARY
- PLOT DIMENSIONS
- BUILDING DIMENSIONS
- SUBSTATIONS

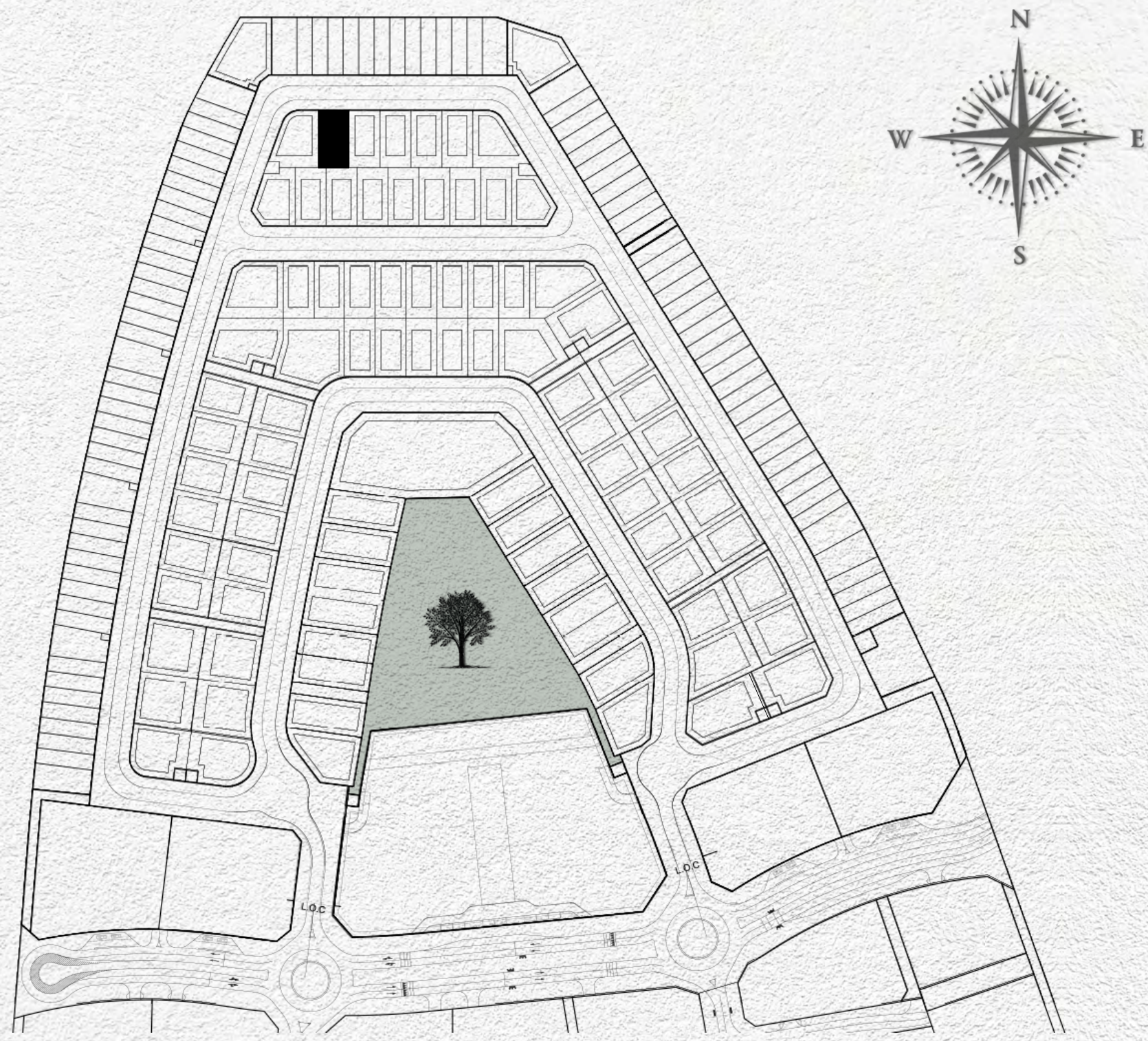


<b>Plot Number</b>	VL-71	
<b>Land Use</b>	Residential: Villa	
<b>Plot Area</b>	624.00 sq.m	6,716.67 sq.ft
<b>Max. GFA</b>	624.00 sq.m	6,716.67 sq.ft
<b>Max. Height</b>	B (optional) + G + 2 + Roof	
<b>Max. Plot Coverage</b>	311.00 sq.m	3,347.57 sq.ft

Setback			
Side 1	Side 2	Side 3	Side 4
3m	3m	6m	3m

**Disclaimer:** All areas, dimensions, numbering and drawings are preliminary and proposed only, actual areas may vary from the stated area, and sizes are not to scale. The Developer reserves the right to make revisions/alterations to the plans at its sole and absolute discretion, without prior notice and without any liability whatsoever. Plot development and design guidelines as published and as amended by the developer from time to time will apply and need to be adhered to.

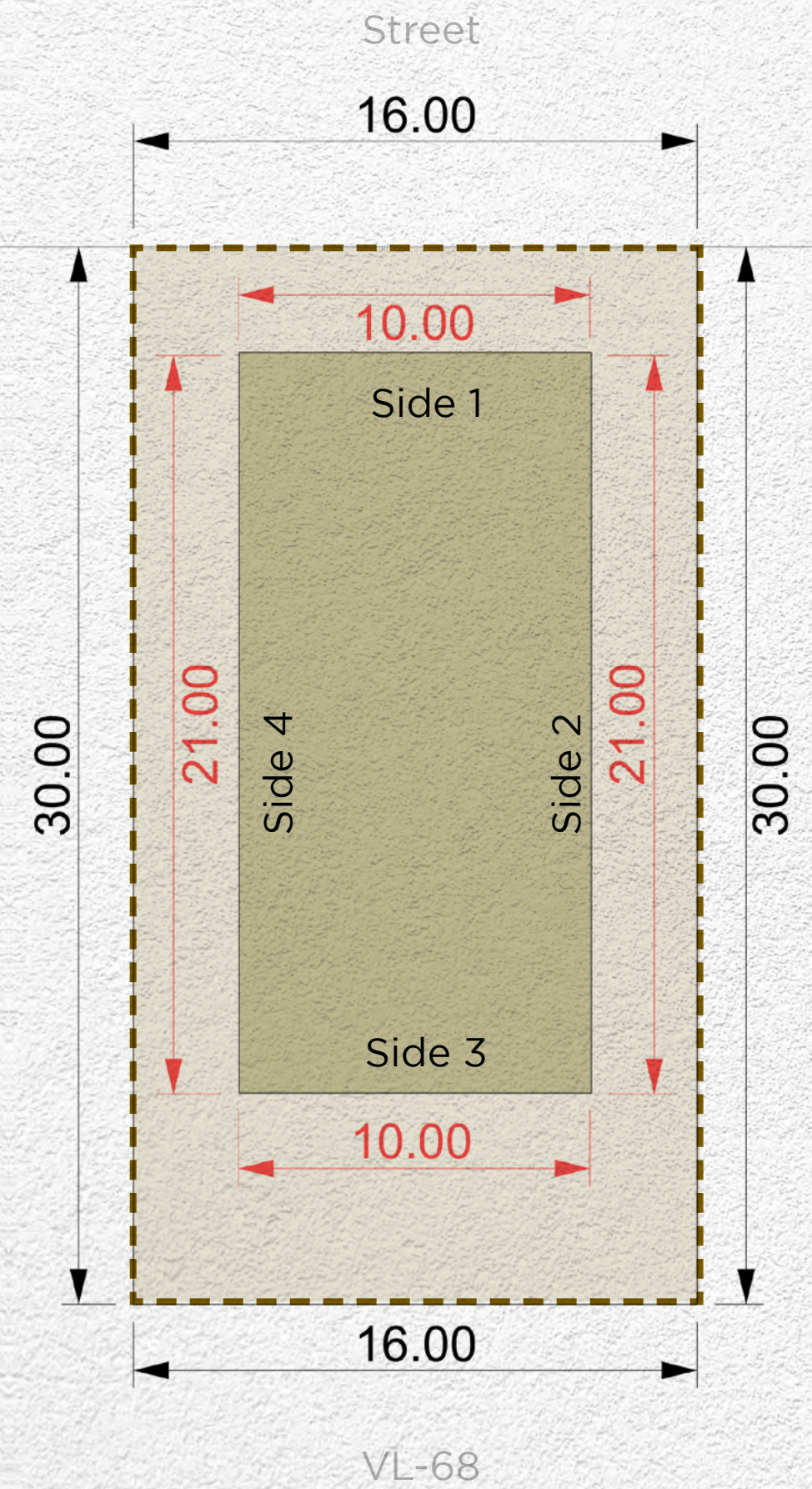




- MAX. BUILDING ENVELOPE
- MAX. BASEMENT ENVELOPE
- PLOT BOUNDARY
- PLOT DIMENSIONS
- BUILDING DIMENSIONS
- SUBSTATIONS

<b>Plot Number</b>	VL-72	
<b>Land Use</b>	Residential: Villa	
<b>Plot Area</b>	480.00 sq.m	5,166.67 sq.ft
<b>Max. GFA</b>	480.00 sq.m	5,166.67 sq.ft
<b>Max. Height</b>	B (optional) + G + 2 + Roof	
<b>Max. Plot Coverage</b>	210.00 sq.m	2,260.42 sq.ft

VL-74



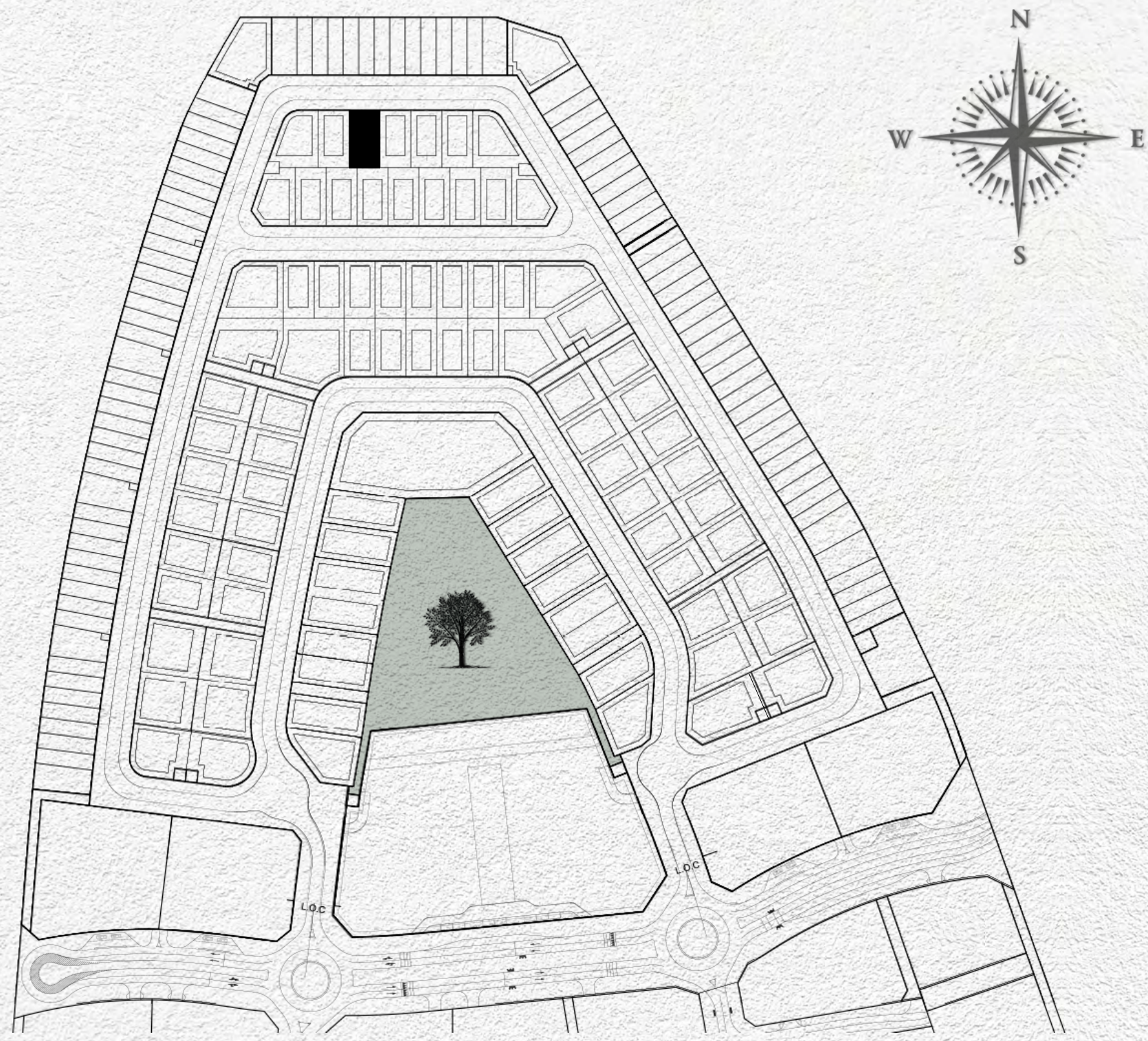
VL-73

VL-68

<b>Setback</b>			
Side 1	Side 2	Side 3	Side 4
3m	3m	6m	3m

**Disclaimer:** All areas, dimensions, numbering and drawings are preliminary and proposed only, actual areas may vary from the stated area, and sizes are not to scale. The Developer reserves the right to make revisions/alterations to the plans at its sole and absolute discretion, without prior notice and without any liability whatsoever. Plot development and design guidelines as published and as amended by the developer from time to time will apply and need to be adhered to.

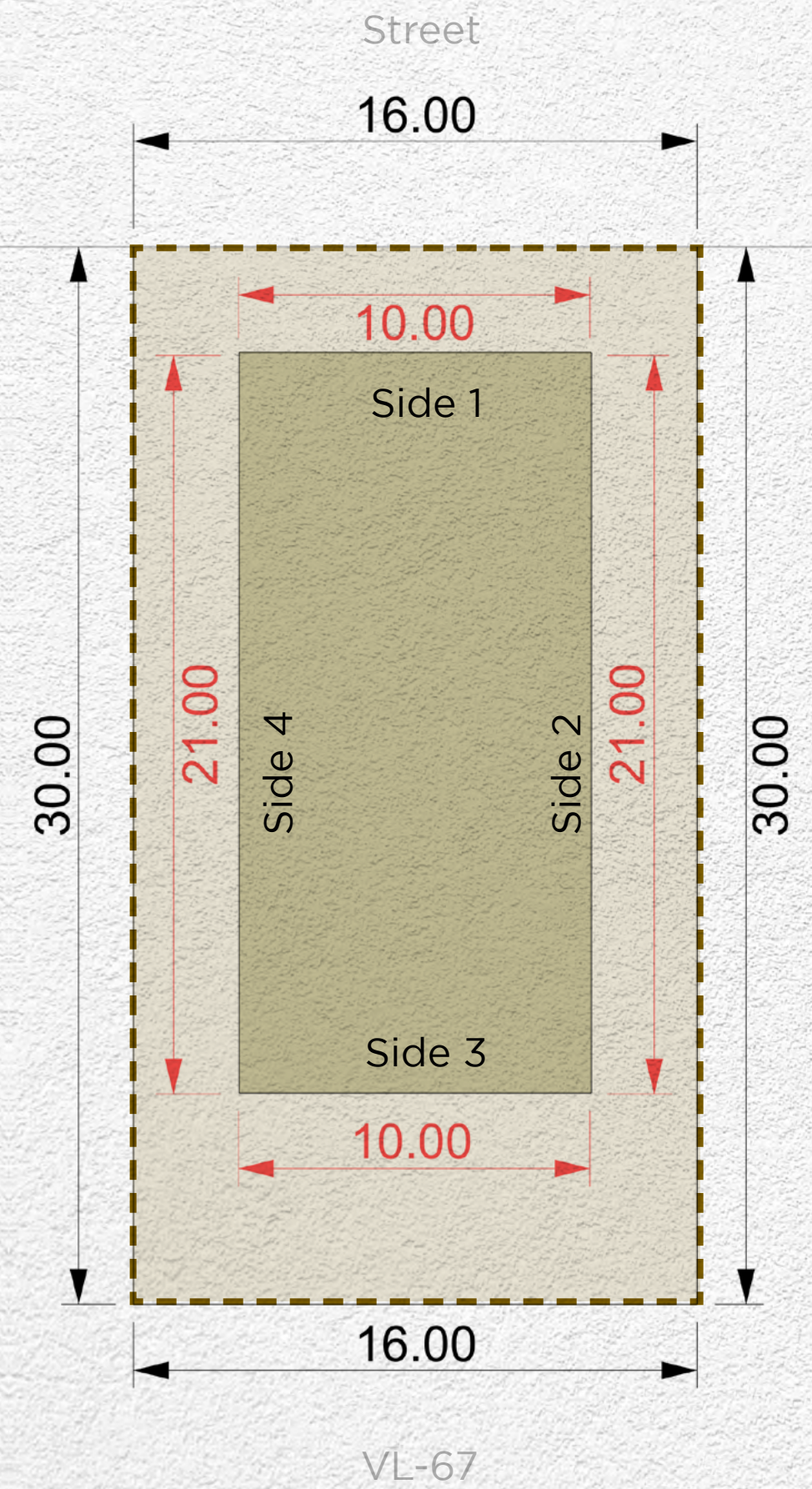




- MAX. BUILDING ENVELOPE
- MAX. BASEMENT ENVELOPE
- PLOT BOUNDARY
- PLOT DIMENSIONS
- BUILDING DIMENSIONS
- SUBSTATIONS

<b>Plot Number</b>	VL-73	
<b>Land Use</b>	Residential: Villa	
<b>Plot Area</b>	484.70 sq.m	5,217.26 sq.ft
<b>Max. GFA</b>	484.70 sq.m	5,217.26 sq.ft
<b>Max. Height</b>	B (optional) + G + 2 + Roof	
<b>Max. Plot Coverage</b>	210.00 sq.m	2,260.42 sq.ft

VL-75



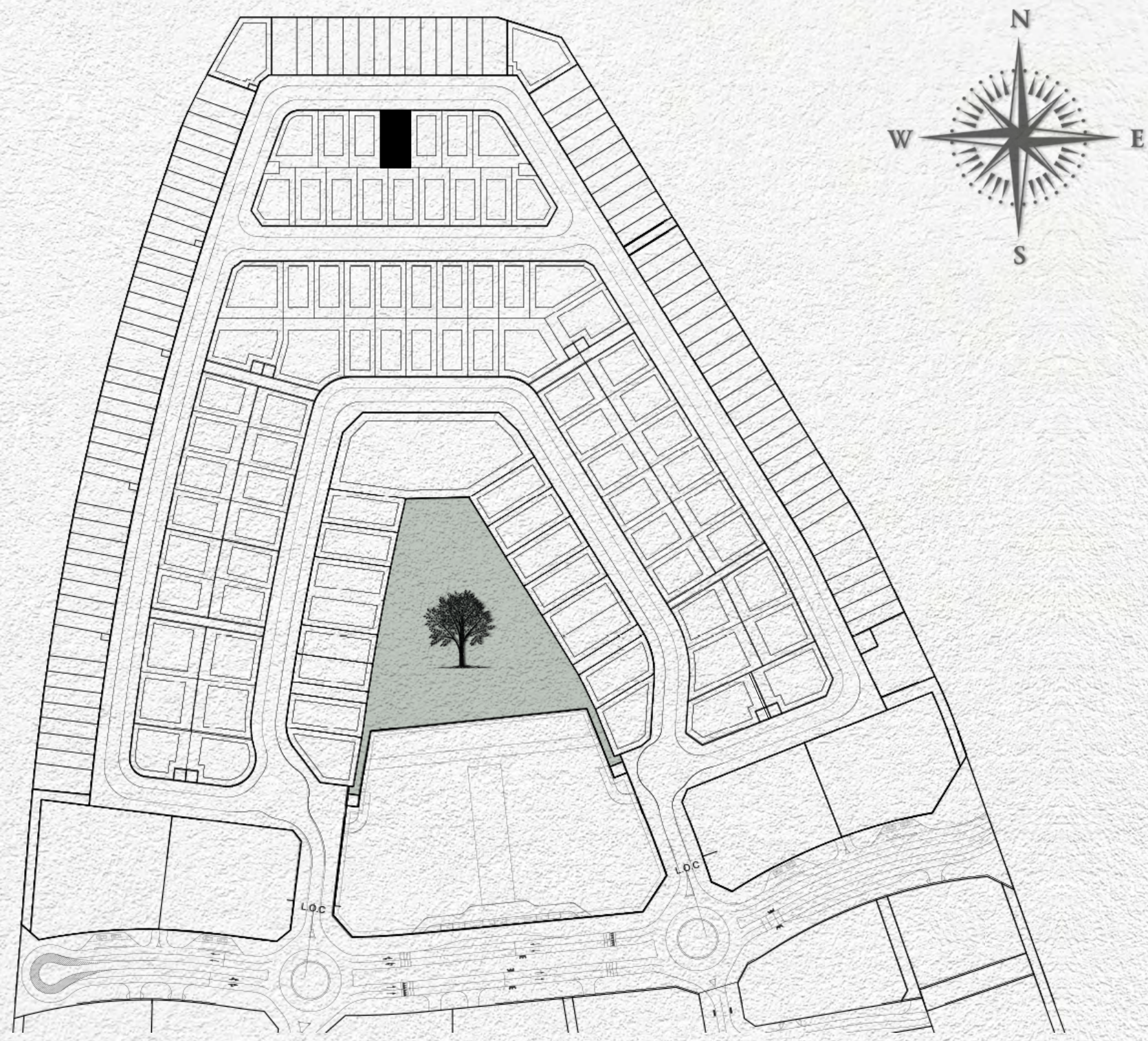
VL-74

**Setback**

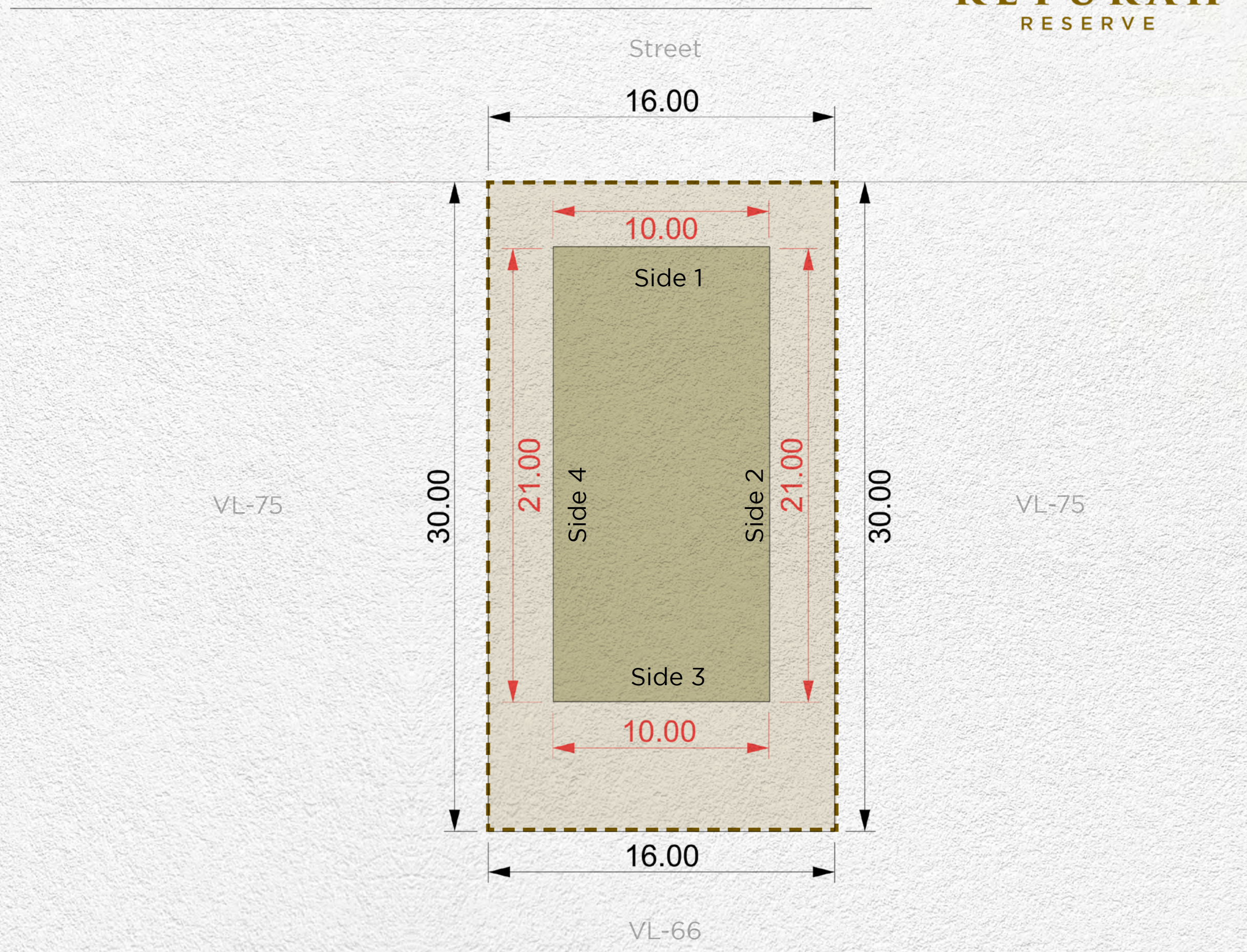
Side 1	Side 2	Side 3	Side 4
3m	3m	6m	3m

**Disclaimer:** All areas, dimensions, numbering and drawings are preliminary and proposed only, actual areas may vary from the stated area, and sizes are not to scale. The Developer reserves the right to make revisions/alterations to the plans at its sole and absolute discretion, without prior notice and without any liability whatsoever. Plot development and design guidelines as published and as amended by the developer from time to time will apply and need to be adhered to.





- MAX. BUILDING ENVELOPE
- MAX. BASEMENT ENVELOPE
- PLOT BOUNDARY
- PLOT DIMENSIONS
- BUILDING DIMENSIONS
- SUBSTATIONS

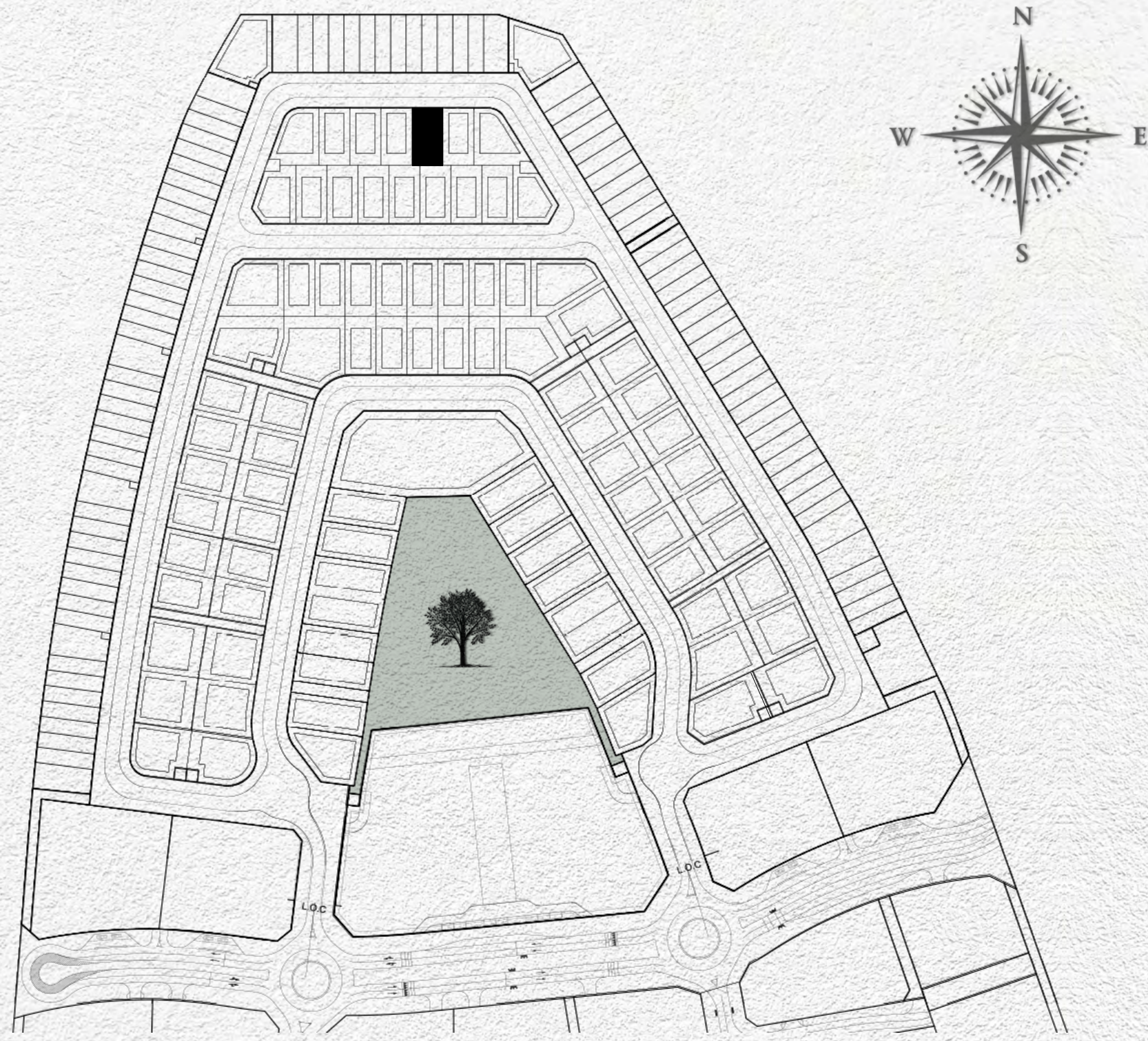


<b>Plot Number</b>	VL-74	
<b>Land Use</b>	Residential: Villa	
<b>Plot Area</b>	479.40 sq.m	5,160.21 sq.ft
<b>Max. GFA</b>	479.40 sq.m	5,160.21 sq.ft
<b>Max. Height</b>	B (optional) + G + 2 + Roof	
<b>Max. Plot Coverage</b>	210.00 sq.m	2,260.42 sq.ft

<b>Setback</b>			
Side 1	Side 2	Side 3	Side 4
3m	3m	6m	3m

**Disclaimer:** All areas, dimensions, numbering and drawings are preliminary and proposed only, actual areas may vary from the stated area, and sizes are not to scale. The Developer reserves the right to make revisions/alterations to the plans at its sole and absolute discretion, without prior notice and without any liability whatsoever. Plot development and design guidelines as published and as amended by the developer from time to time will apply and need to be adhered to.

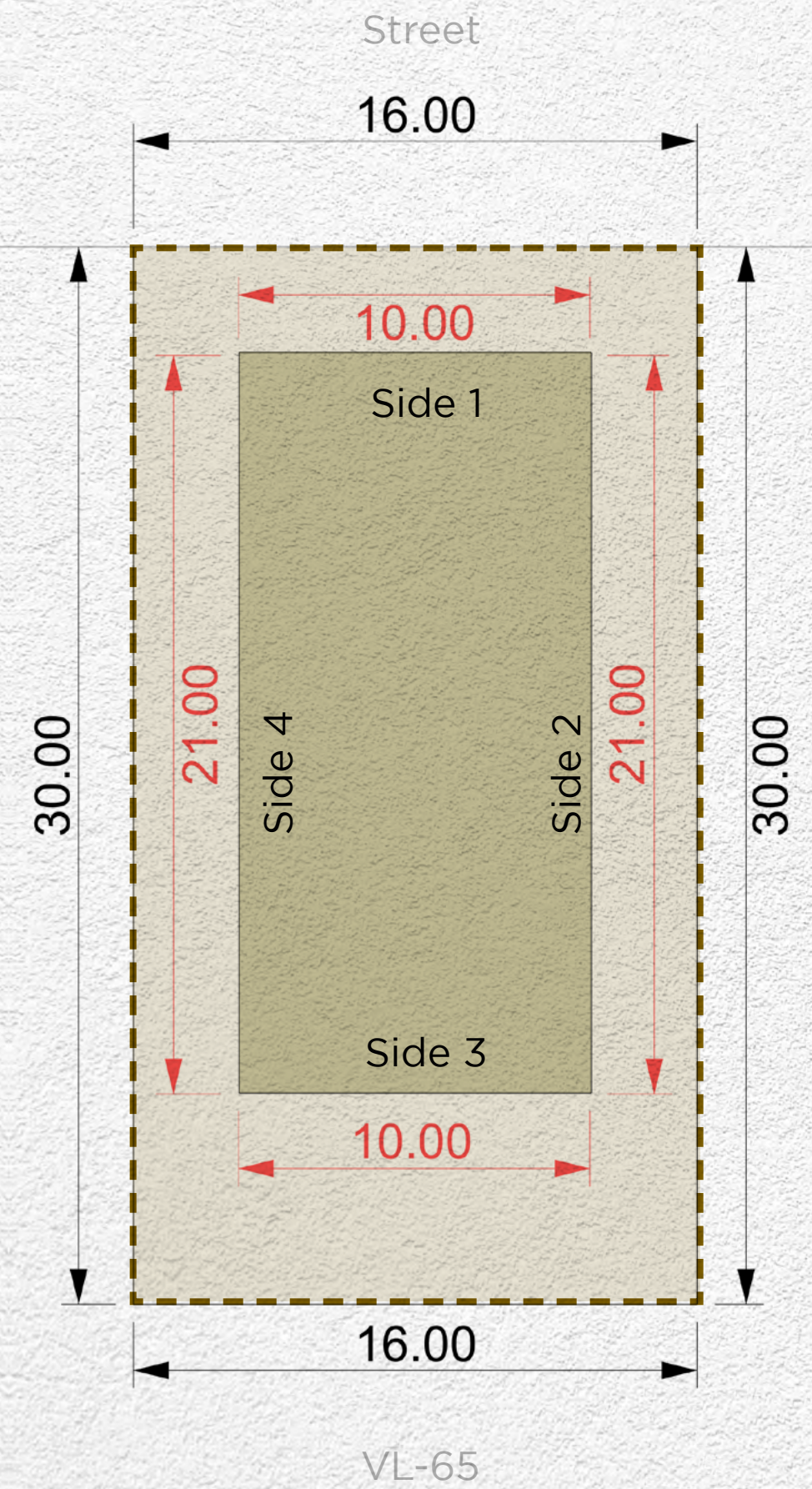




- MAX. BUILDING ENVELOPE
- MAX. BASEMENT ENVELOPE
- PLOT BOUNDARY
- PLOT DIMENSIONS
- BUILDING DIMENSIONS
- SUBSTATIONS

<b>Plot Number</b>	VL-75	
<b>Land Use</b>	Residential: Villa	
<b>Plot Area</b>	484.27 sq.m	5,212.63 sq.ft
<b>Max. GFA</b>	484.27 sq.m	5,212.63 sq.ft
<b>Max. Height</b>	B (optional) + G + 2 + Roof	
<b>Max. Plot Coverage</b>	210.00 sq.m	2,260.42 sq.ft

VL-77



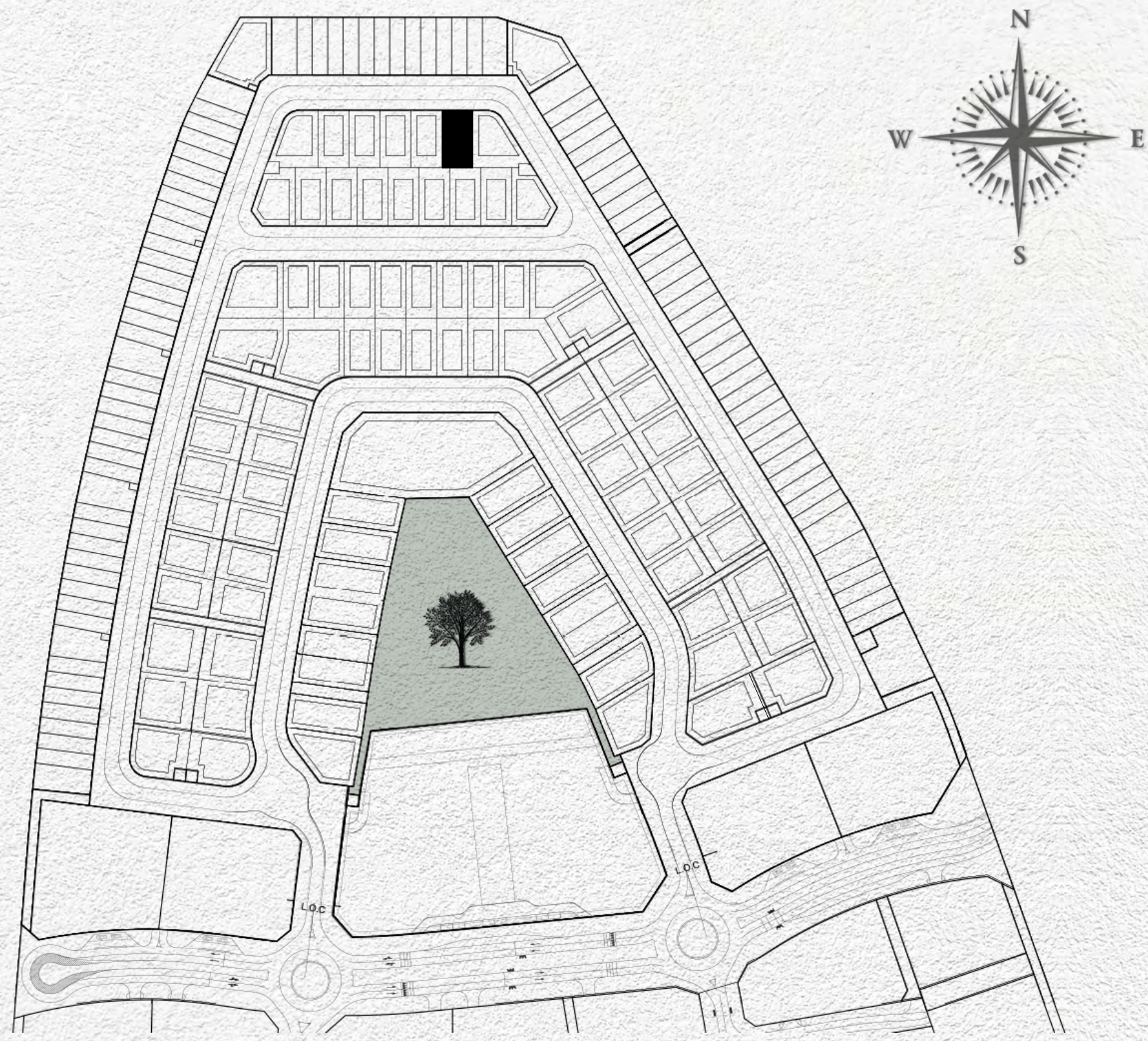
VL-76

VL-65

<b>Setback</b>			
Side 1	Side 2	Side 3	Side 4
3m	3m	6m	3m

**Disclaimer:** All areas, dimensions, numbering and drawings are preliminary and proposed only, actual areas may vary from the stated area, and sizes are not to scale. The Developer reserves the right to make revisions/alterations to the plans at its sole and absolute discretion, without prior notice and without any liability whatsoever. Plot development and design guidelines as published and as amended by the developer from time to time will apply and need to be adhered to.

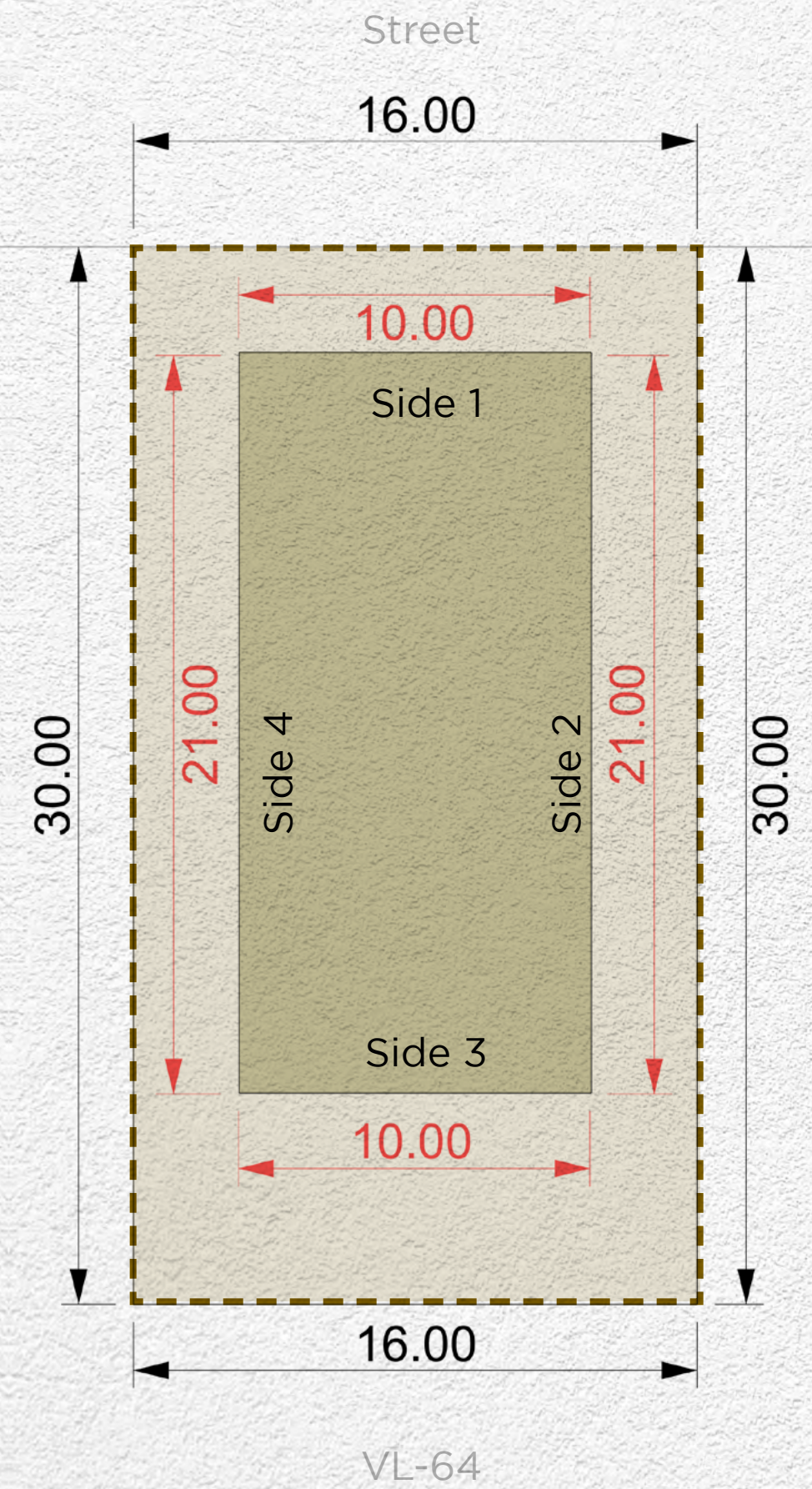




- MAX. BUILDING ENVELOPE
- MAX. BASEMENT ENVELOPE
- PLOT BOUNDARY
- PLOT DIMENSIONS
- BUILDING DIMENSIONS
- SUBSTATIONS

<b>Plot Number</b>	VL-76	
<b>Land Use</b>	Residential: Villa	
<b>Plot Area</b>	479.00 sq.m	5,155.91 sq.ft
<b>Max. GFA</b>	479.00 sq.m	5,155.91 sq.ft
<b>Max. Height</b>	B (optional) + G + 2 + Roof	
<b>Max. Plot Coverage</b>	210.00 sq.m	2,260.42 sq.ft

VL-78



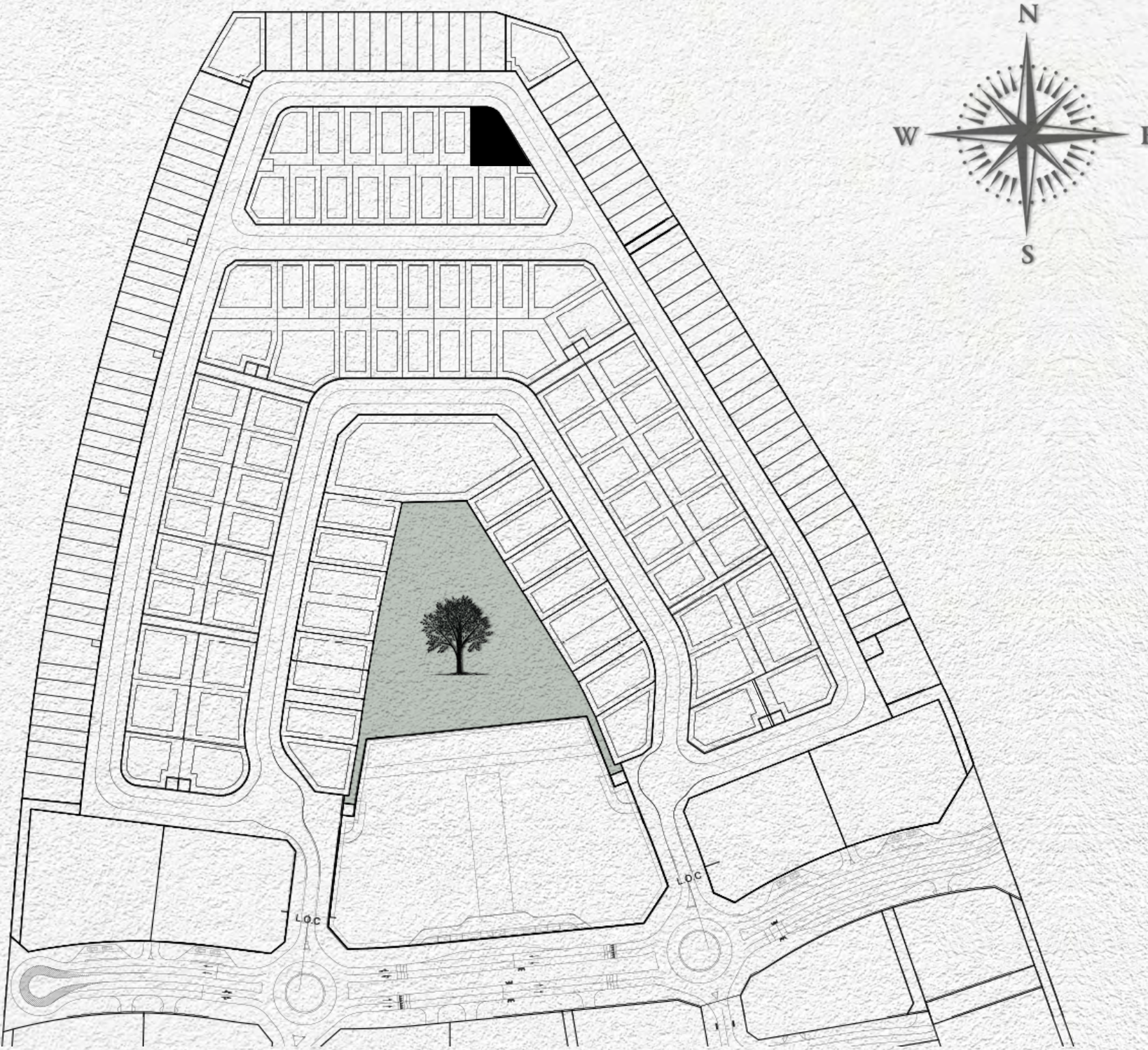
VL-77

VL-64

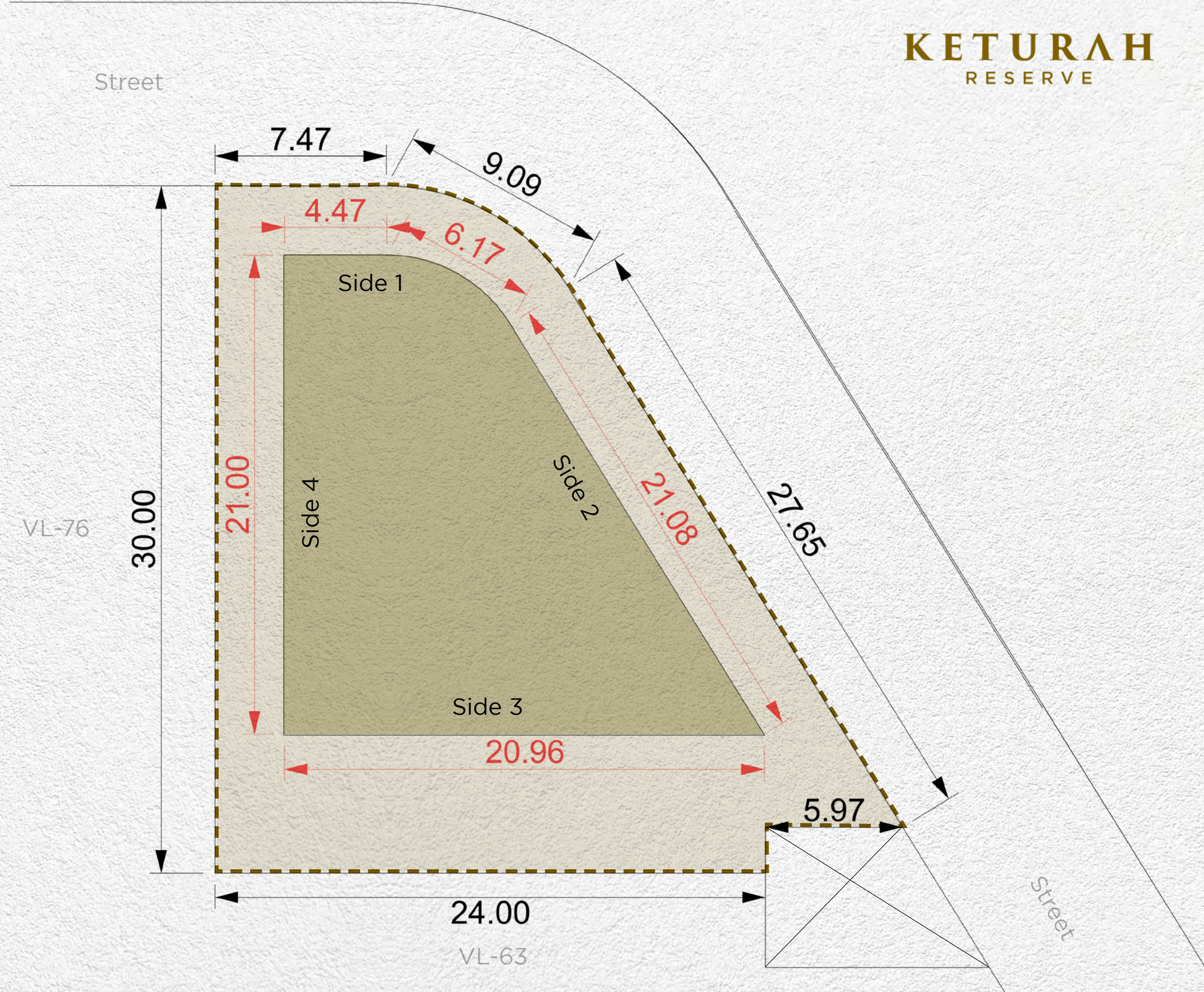
<b>Setback</b>			
Side 1	Side 2	Side 3	Side 4
3m	3m	6m	3m

**Disclaimer:** All areas, dimensions, numbering and drawings are preliminary and proposed only, actual areas may vary from the stated area, and sizes are not to scale. The Developer reserves the right to make revisions/alterations to the plans at its sole and absolute discretion, without prior notice and without any liability whatsoever. Plot development and design guidelines as published and as amended by the developer from time to time will apply and need to be adhered to.





- MAX. BUILDING ENVELOPE
- MAX. BASEMENT ENVELOPE
- PLOT BOUNDARY
- PLOT DIMENSIONS
- BUILDING DIMENSIONS
- SUBSTATIONS

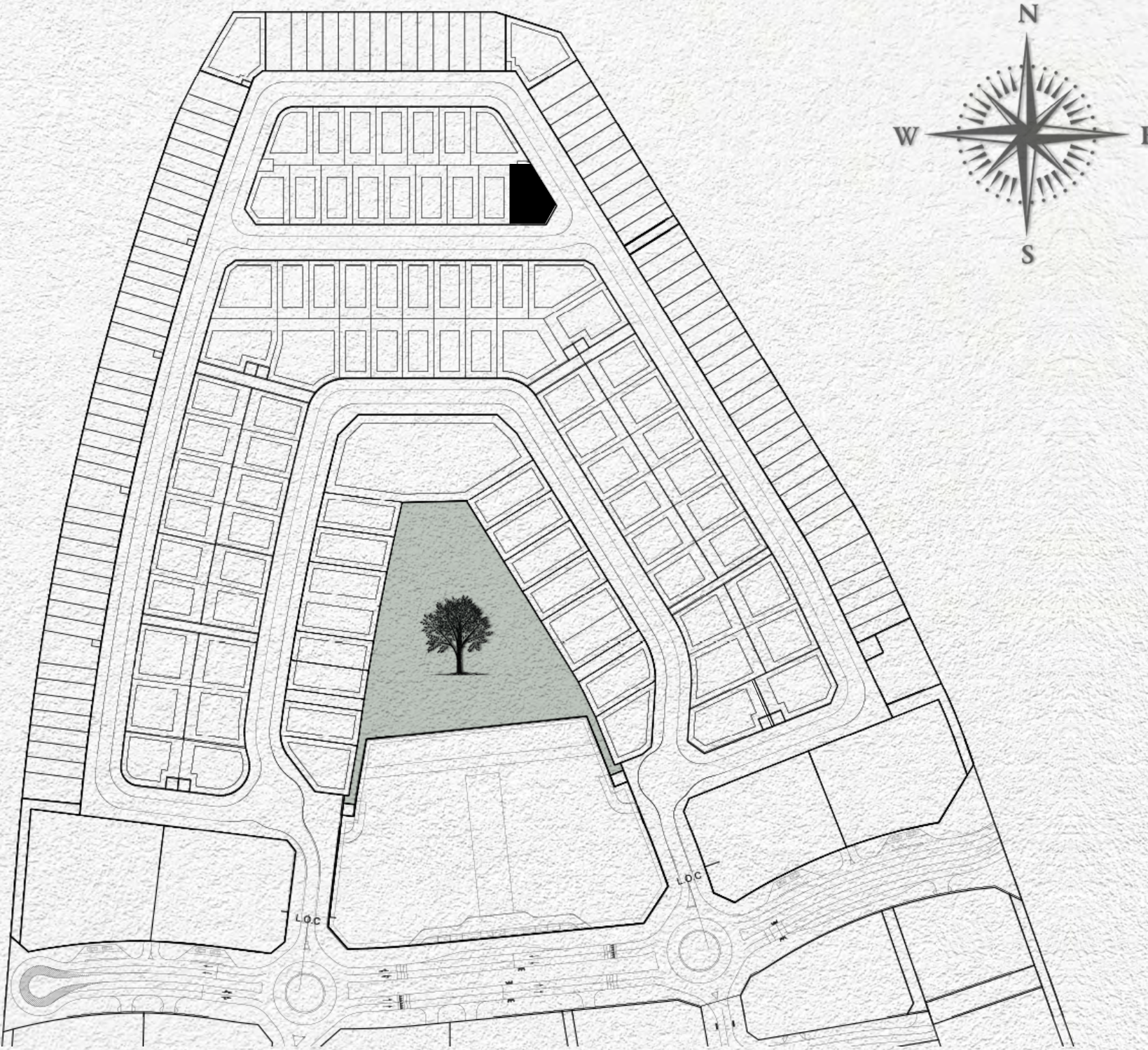


<b>Plot Number</b>	VL-77	
<b>Land Use</b>	Residential: Villa	
<b>Plot Area</b>	639.03 sq.m	6,878.46 sq.ft
<b>Max. GFA</b>	639.03 sq.m	6,878.46 sq.ft
<b>Max. Height</b>	B (optional) + G + 2 + Roof	
<b>Max. Plot Coverage</b>	300.00 sq.m	3,229.17 sq.ft

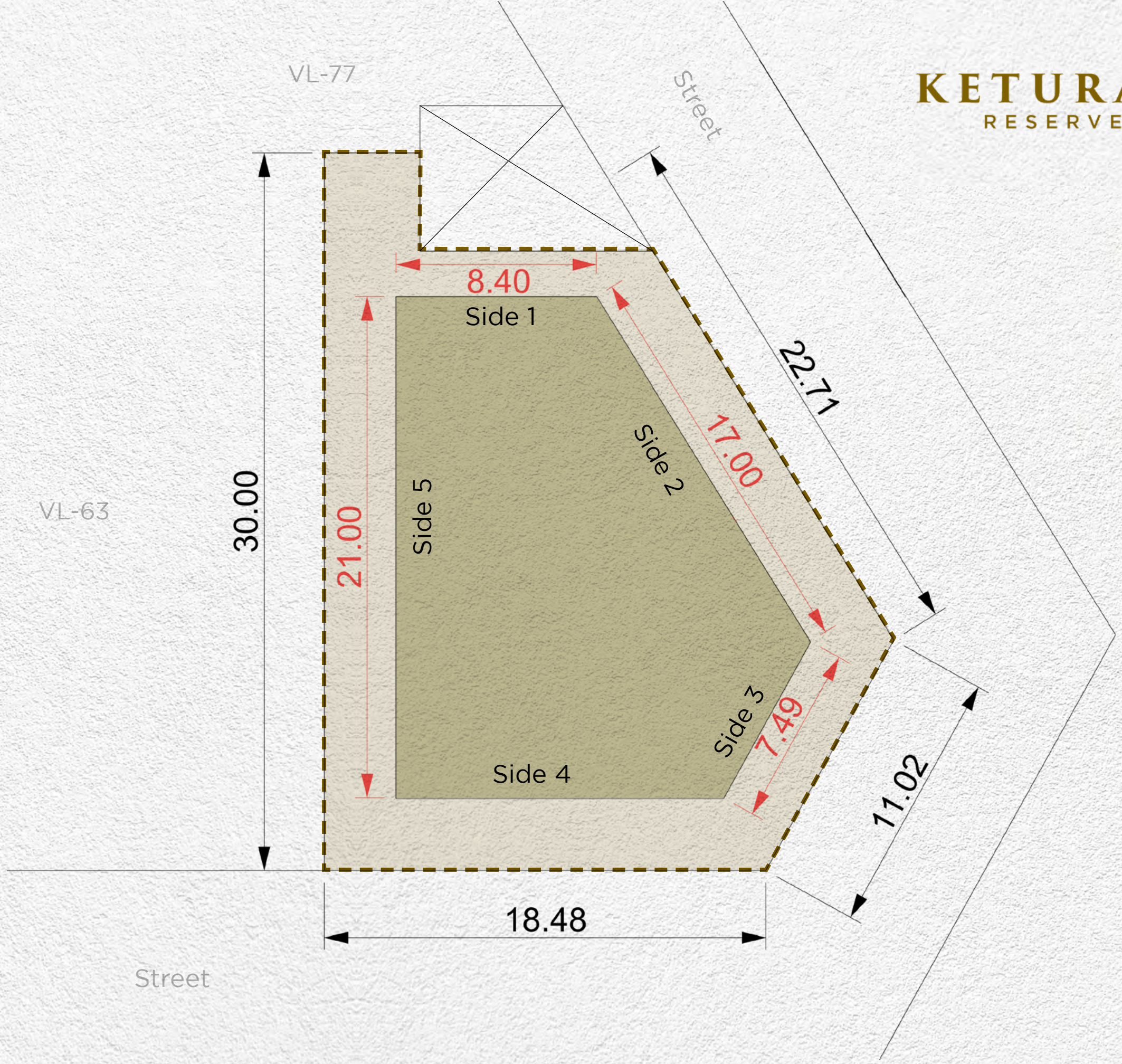
Setback			
Side 1	Side 2	Side 3	Side 4
3m	3m	6m	3m

**Disclaimer:** All areas, dimensions, numbering and drawings are preliminary and proposed only, actual areas may vary from the stated area, and sizes are not to scale. The Developer reserves the right to make revisions/alterations to the plans at its sole and absolute discretion, without prior notice and without any liability whatsoever. Plot development and design guidelines as published and as amended by the developer from time to time will apply and need to be adhered to.





- MAX. BUILDING ENVELOPE
- MAX. BASEMENT ENVELOPE
- PLOT BOUNDARY
- PLOT DIMENSIONS
- BUILDING DIMENSIONS
- SUBSTATIONS

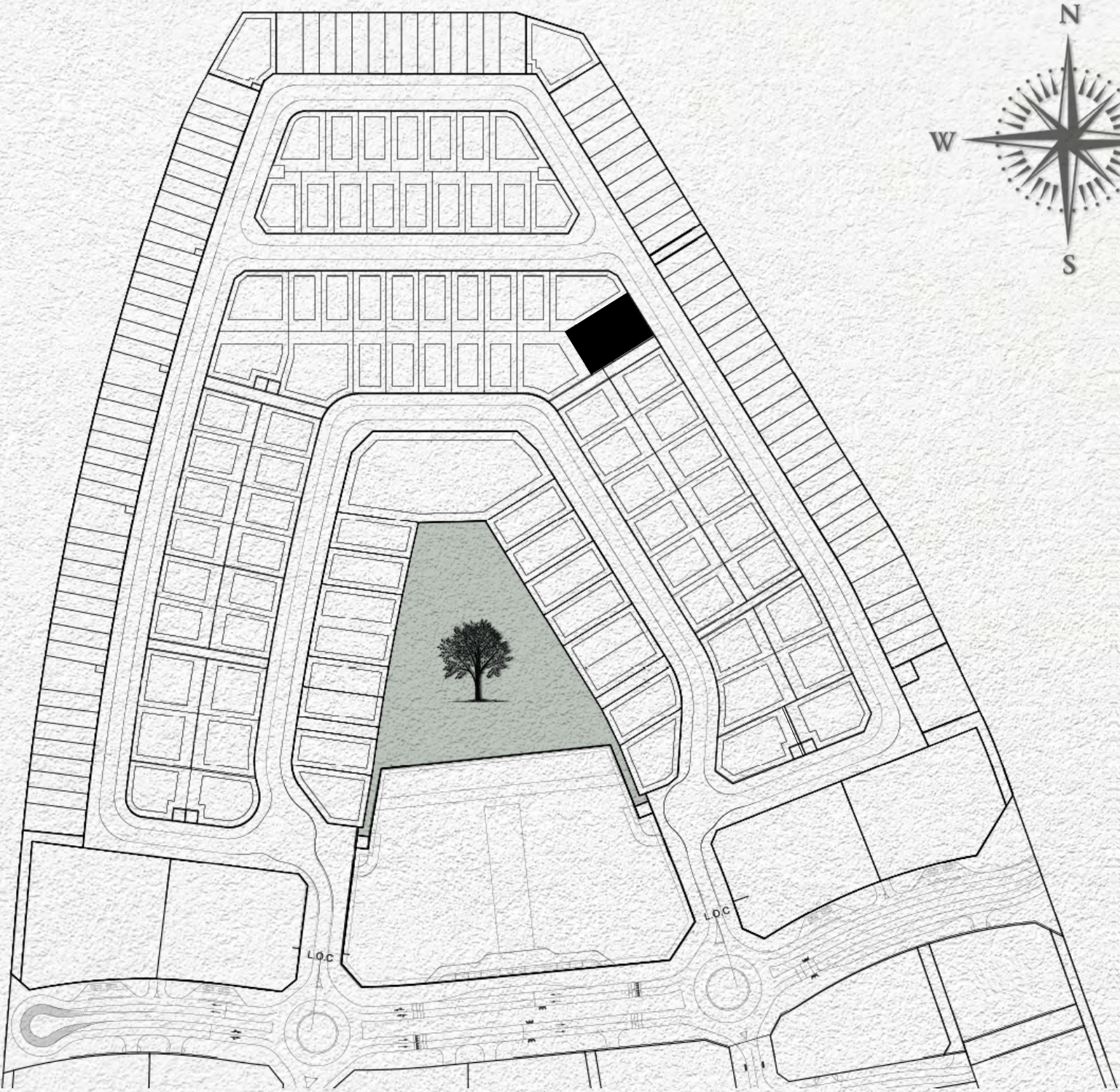


<b>Plot Number</b>	VL-78	
<b>Land Use</b>	Residential: Villa	
<b>Plot Area</b>	525.76 sq.m	5,659.23 sq.ft
<b>Max. GFA</b>	525.76 sq.m	5,659.23 sq.ft
<b>Max. Height</b>	B (optional) + G + 2 + Roof	
<b>Max. Plot Coverage</b>	288.00 sq.m	3,100.00 sq.ft

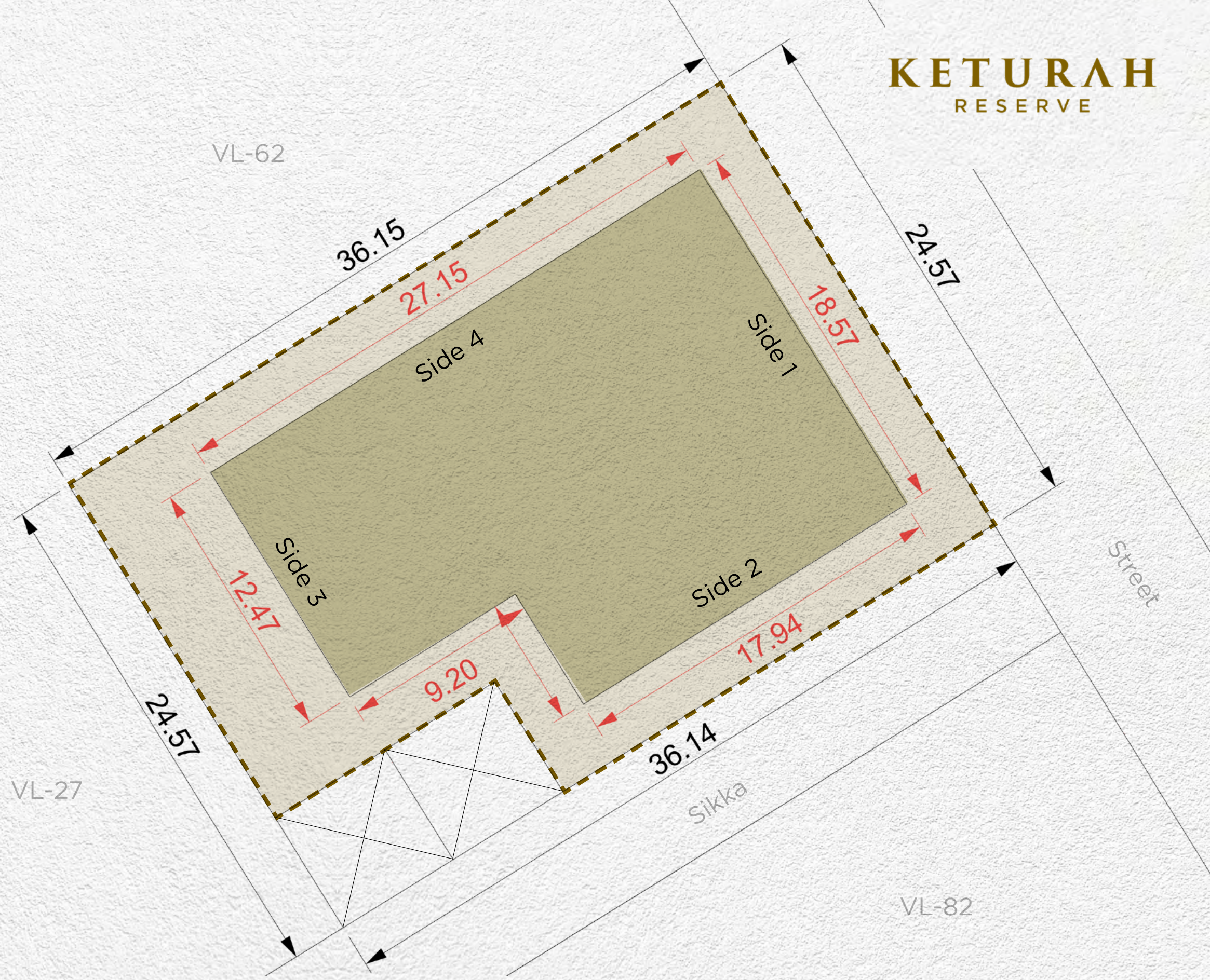
Setback				
Side 1	Side 2	Side 3	Side 4	Side 5
3m	3m	3m	3m	3m

**Disclaimer:** All areas, dimensions, numbering and drawings are preliminary and proposed only, actual areas may vary from the stated area, and sizes are not to scale. The Developer reserves the right to make revisions/alterations to the plans at its sole and absolute discretion, without prior notice and without any liability whatsoever. Plot development and design guidelines as published and as amended by the developer from time to time will apply and need to be adhered to.





- MAX. BUILDING ENVELOPE
- MAX. BASEMENT ENVELOPE
- PLOT BOUNDARY
- PLOT DIMENSIONS
- BUILDING DIMENSIONS
- SUBSTATIONS

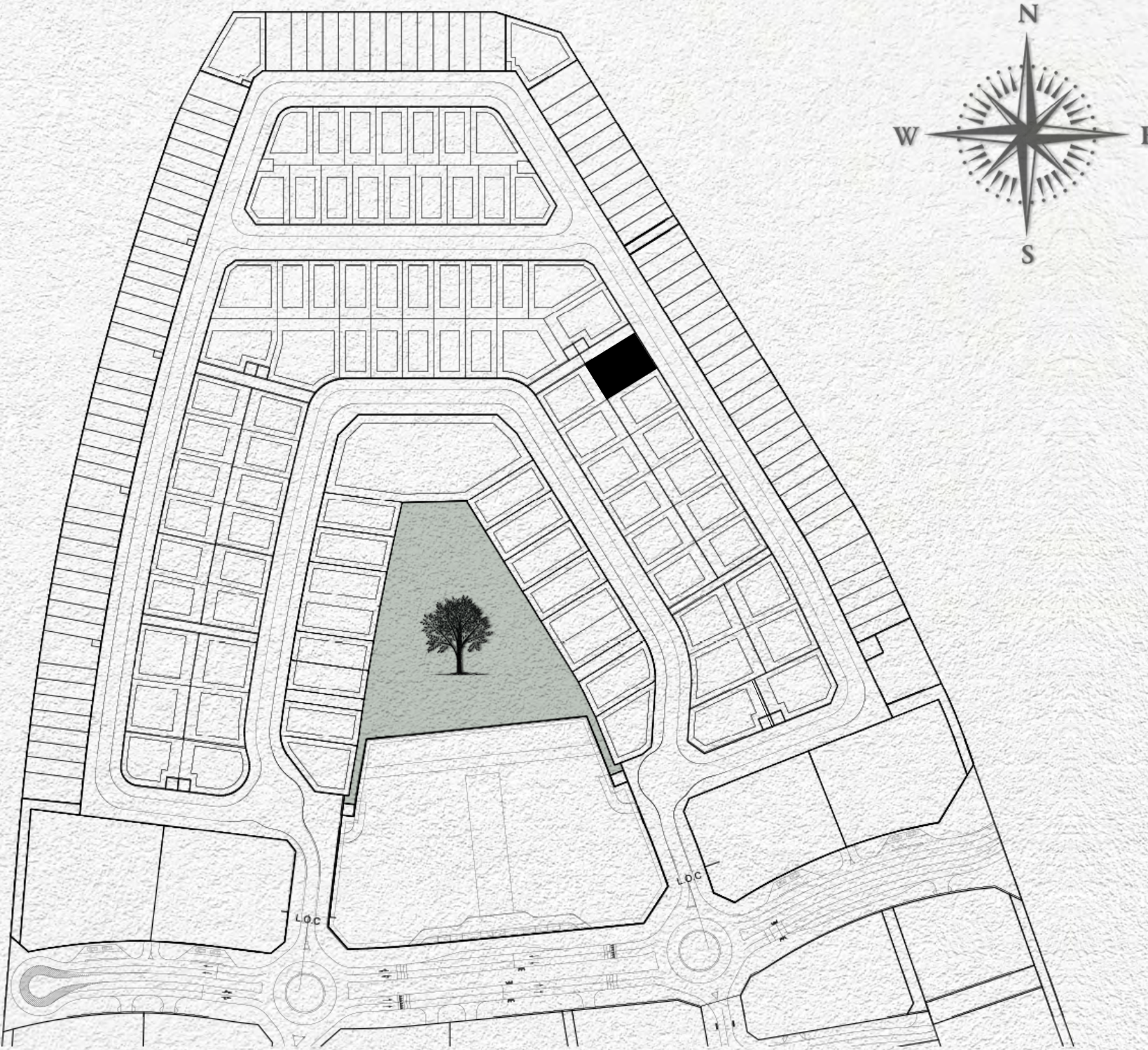


<b>Plot Number</b>	VL-81	
<b>Land Use</b>	Residential: Villa	
<b>Plot Area</b>	813.56 sq.m	8,757.08 sq.ft
<b>Max. GFA</b>	813.56 sq.m	8,757.08 sq.ft
<b>Max. Height</b>	B (optional) + G + 2 + Roof	
<b>Max. Plot Coverage</b>	448.00 sq.m	4,822.23 sq.ft

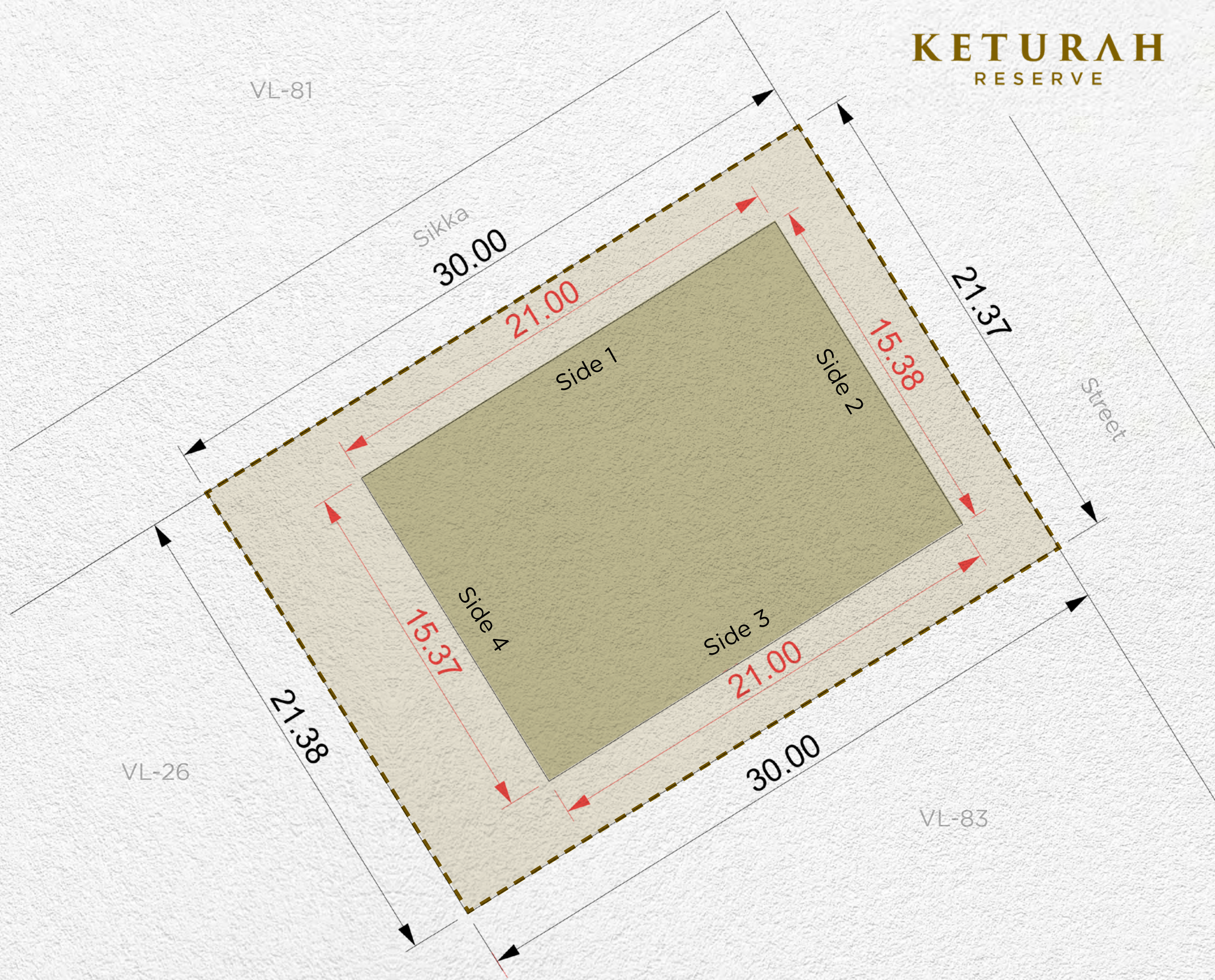
Setback			
Side 1	Side 2	Side 3	Side 4
3m	3m	6m	3m

**Disclaimer:** All areas, dimensions, numbering and drawings are preliminary and proposed only, actual areas may vary from the stated area, and sizes are not to scale. The Developer reserves the right to make revisions/alterations to the plans at its sole and absolute discretion, without prior notice and without any liability whatsoever. Plot development and design guidelines as published and as amended by the developer from time to time will apply and need to be adhered to.





- MAX. BUILDING ENVELOPE
- MAX. BASEMENT ENVELOPE
- PLOT BOUNDARY
- PLOT DIMENSIONS
- BUILDING DIMENSIONS
- SUBSTATIONS

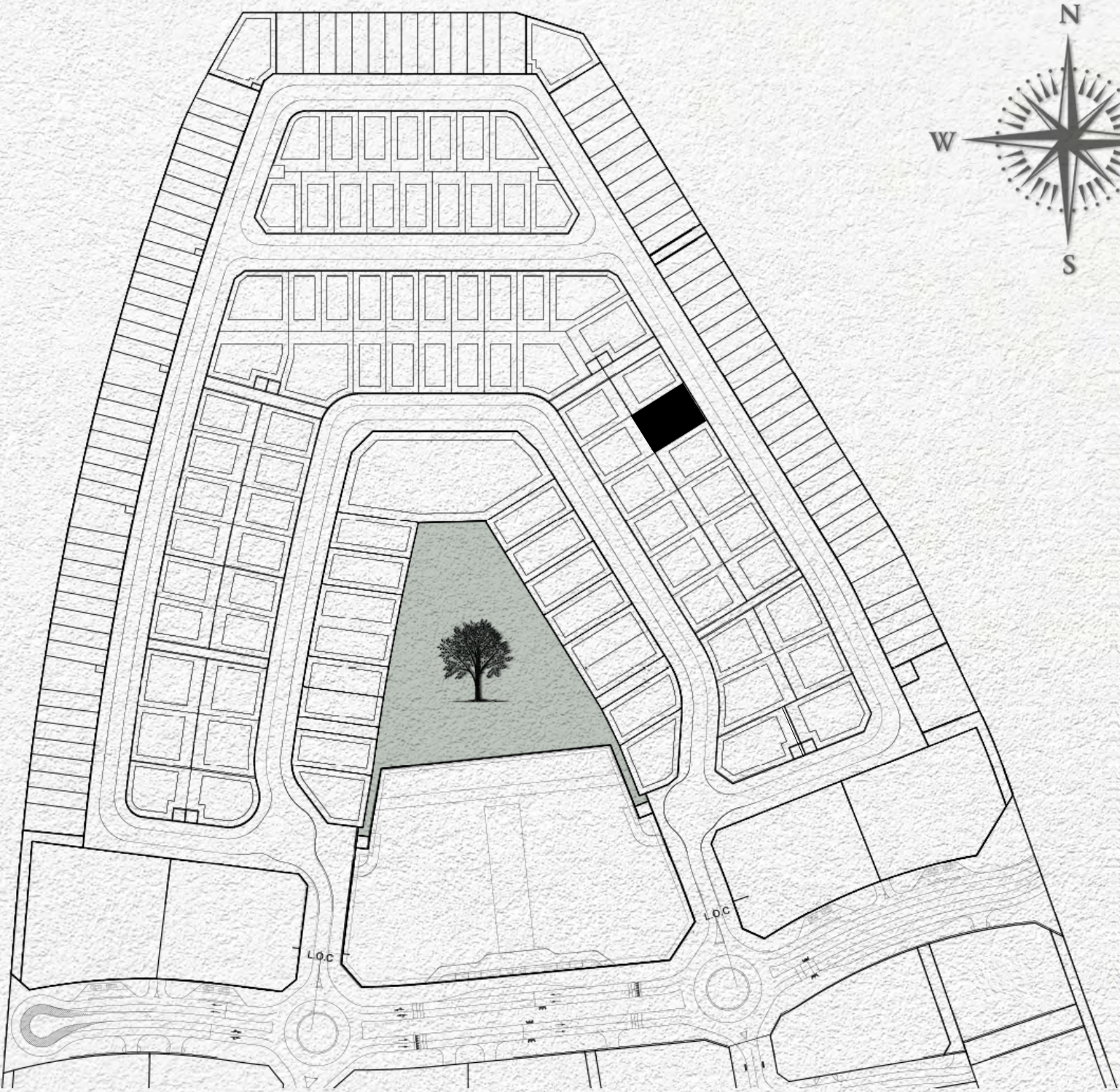


<b>Plot Number</b>	VL-82	
<b>Land Use</b>	Residential: Villa	
<b>Plot Area</b>	641.31 sq.m	6,903.00 sq.ft
<b>Max. GFA</b>	641.31 sq.m	6,903.00 sq.ft
<b>Max. Height</b>	B (optional) + G + 2 + Roof	
<b>Max. Plot Coverage</b>	323.00 sq.m	3,476.74 sq.ft

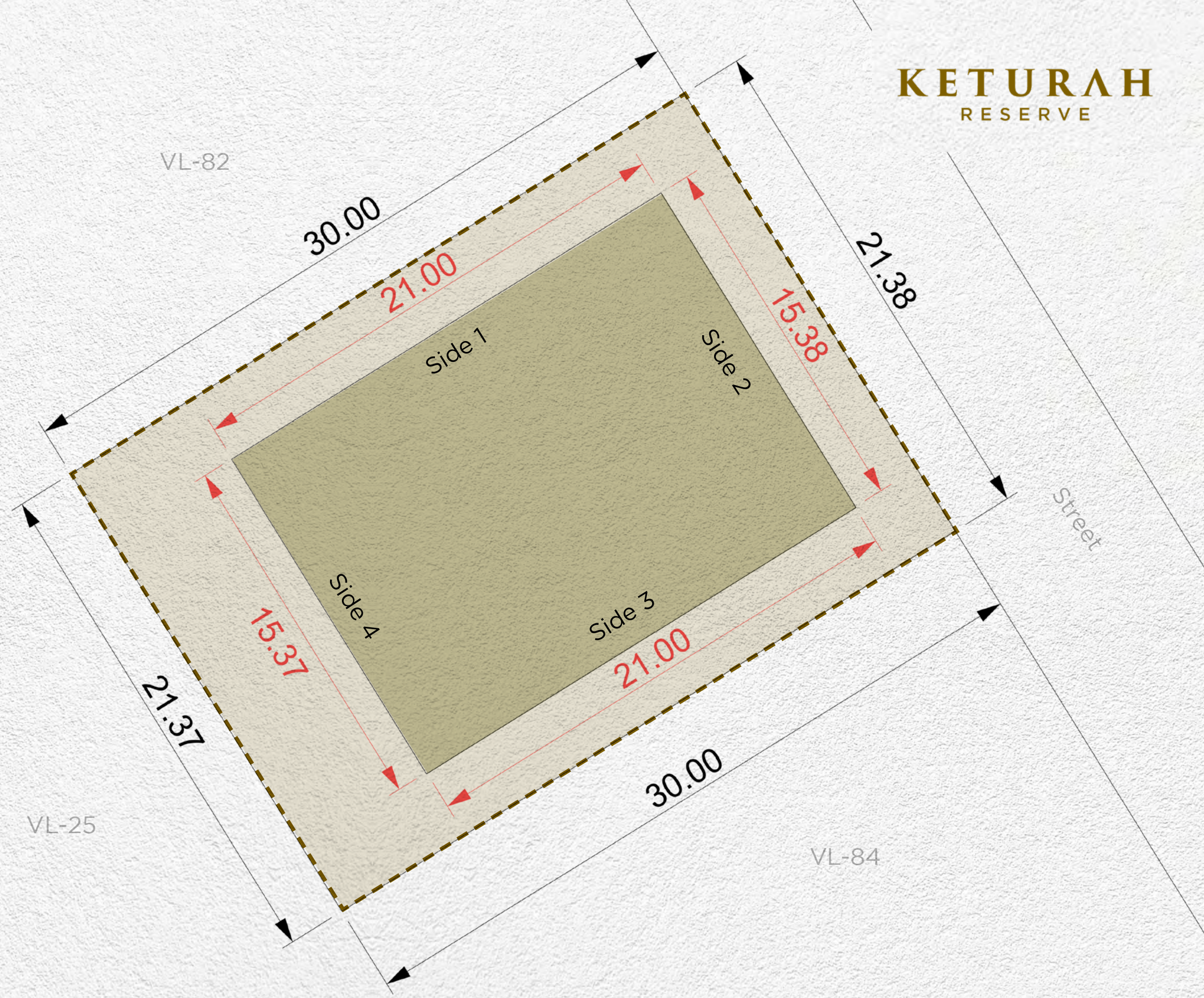
Setback			
Side 1	Side 2	Side 3	Side 4
3m	3m	3m	6m

**Disclaimer:** All areas, dimensions, numbering and drawings are preliminary and proposed only, actual areas may vary from the stated area, and sizes are not to scale. The Developer reserves the right to make revisions/alterations to the plans at its sole and absolute discretion, without prior notice and without any liability whatsoever. Plot development and design guidelines as published and as amended by the developer from time to time will apply and need to be adhered to.





- MAX. BUILDING ENVELOPE
- MAX. BASEMENT ENVELOPE
- PLOT BOUNDARY
- PLOT DIMENSIONS
- BUILDING DIMENSIONS
- SUBSTATIONS

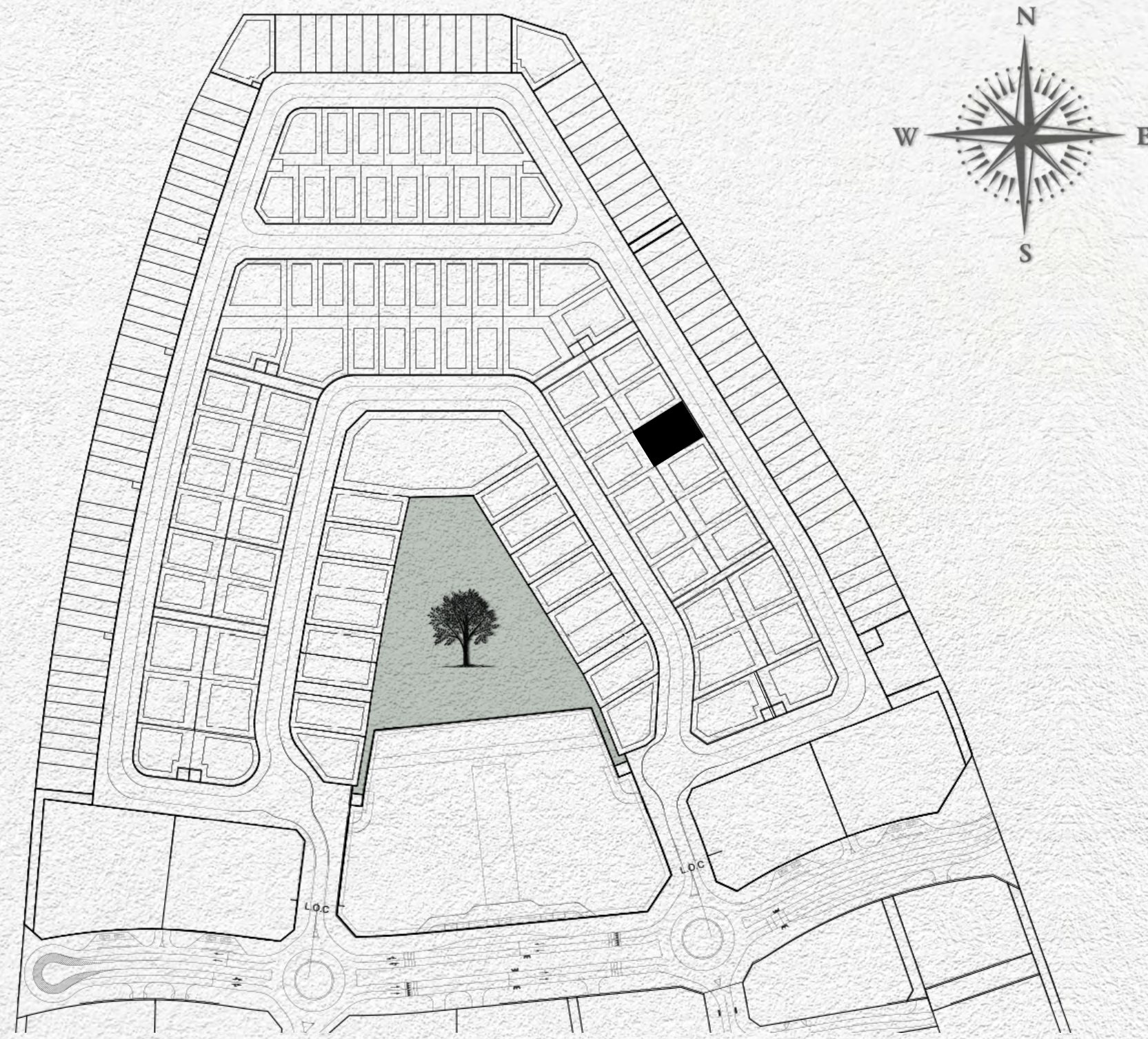


<b>Plot Number</b>	VL-83	
<b>Land Use</b>	Residential: Villa	
<b>Plot Area</b>	641.32 sq.m	6,903.10 sq.ft
<b>Max. GFA</b>	641.32 sq.m	6,903.10 sq.ft
<b>Max. Height</b>	B (optional) + G + 2 + Roof	
<b>Max. Plot Coverage</b>	323.00 sq.m	3,476.74 sq.ft

Setback			
Side 1	Side 2	Side 3	Side 4
3m	3m	3m	6m

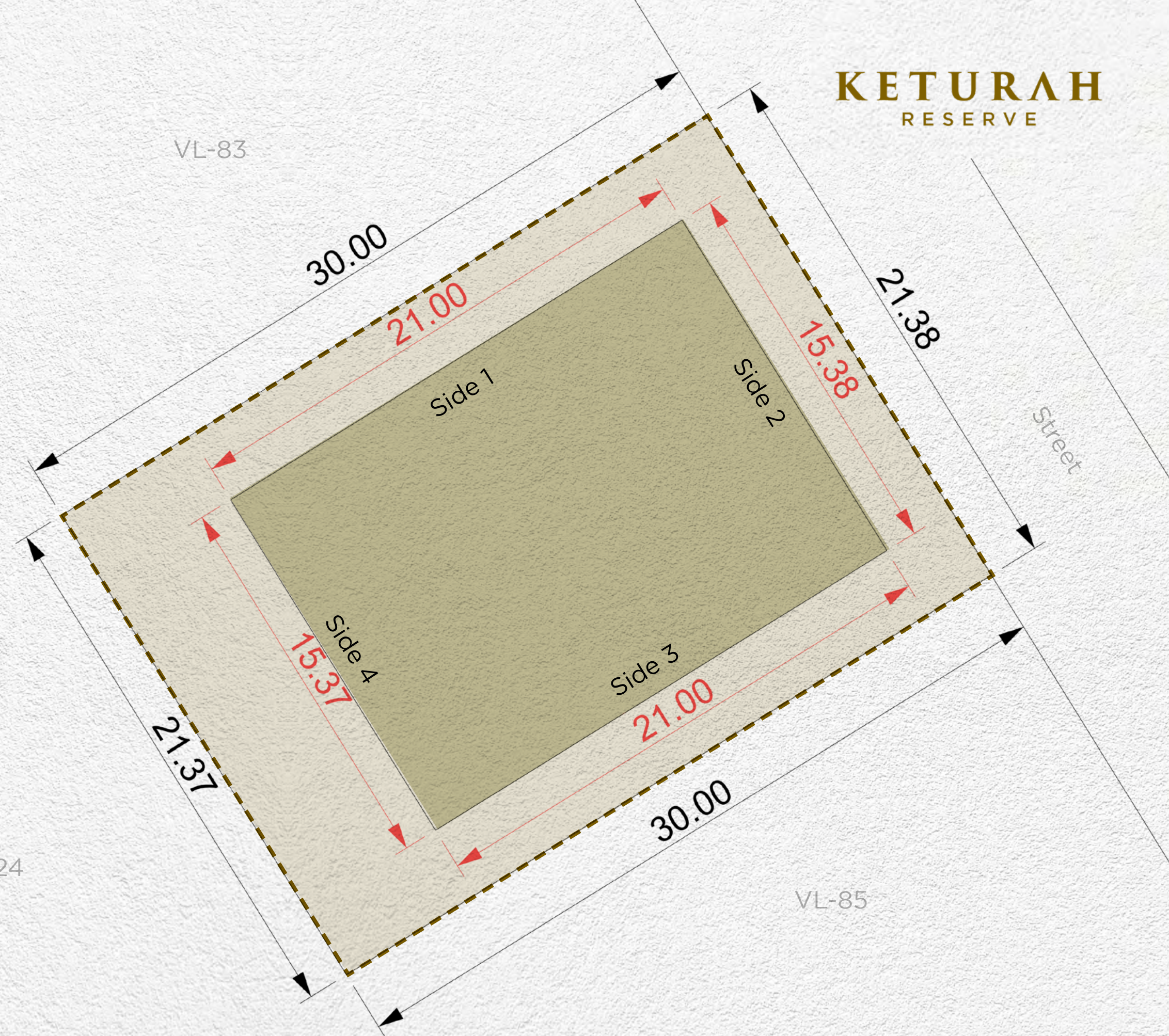
**Disclaimer:** All areas, dimensions, numbering and drawings are preliminary and proposed only, actual areas may vary from the stated area, and sizes are not to scale. The Developer reserves the right to make revisions/alterations to the plans at its sole and absolute discretion, without prior notice and without any liability whatsoever. Plot development and design guidelines as published and as amended by the developer from time to time will apply and need to be adhered to.





- MAX. BUILDING ENVELOPE
- MAX. BASEMENT ENVELOPE
- PLOT BOUNDARY
- PLOT DIMENSIONS
- BUILDING DIMENSIONS
- SUBSTATIONS

**KETURAH**  
RESERVE

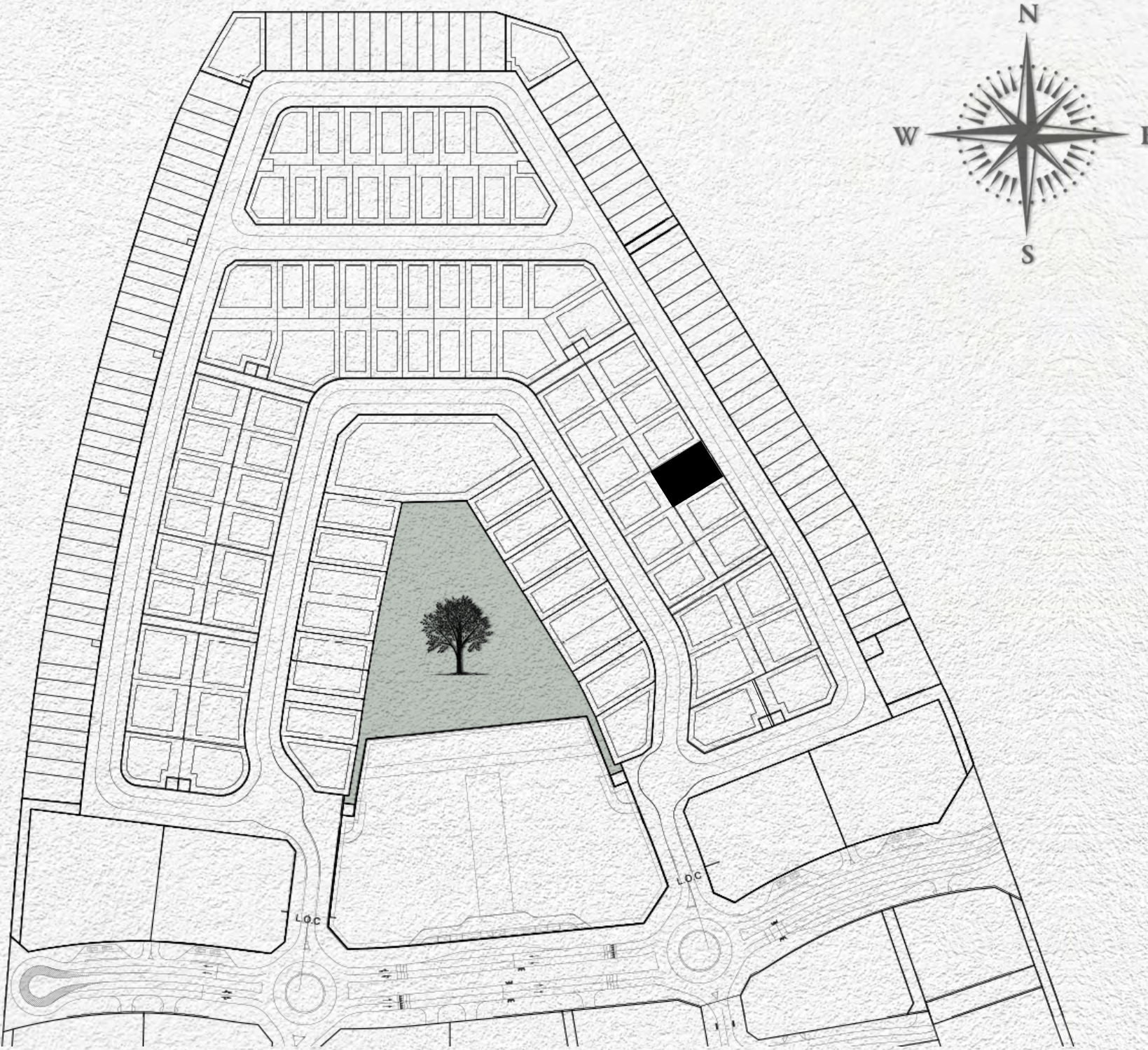


<b>Plot Number</b>	VL-84	
<b>Land Use</b>	Residential: Villa	
<b>Plot Area</b>	641.32 sq.m	6,903.10 sq.ft
<b>Max. GFA</b>	641.32 sq.m	6,903.10 sq.ft
<b>Max. Height</b>	B (optional) + G + 2 + Roof	
<b>Max. Plot Coverage</b>	323.00 sq.m	3,476.74 sq.ft

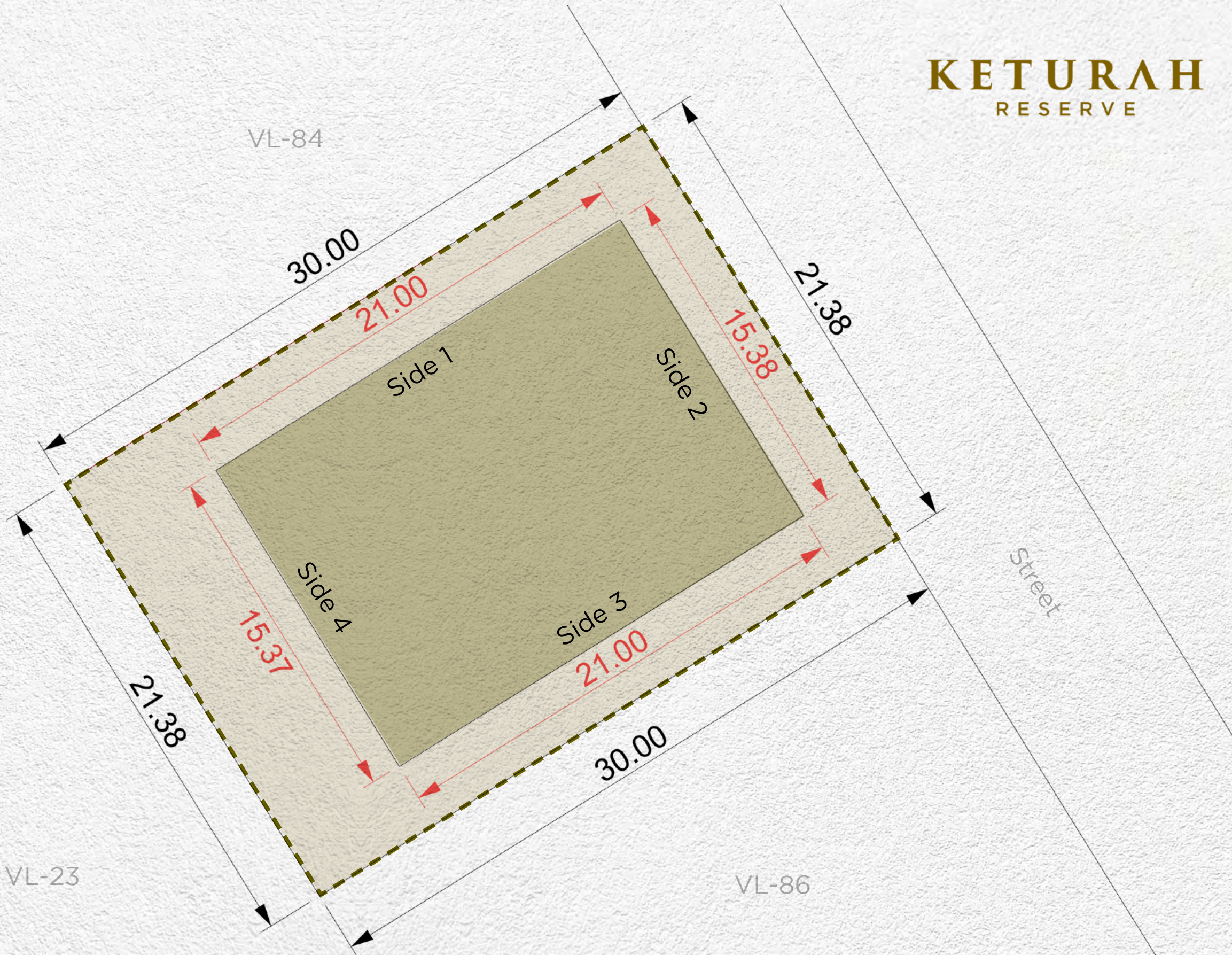
Setback			
Side 1	Side 2	Side 3	Side 4
3m	3m	3m	6m

**Disclaimer:** All areas, dimensions, numbering and drawings are preliminary and proposed only, actual areas may vary from the stated area, and sizes are not to scale. The Developer reserves the right to make revisions/alterations to the plans at its sole and absolute discretion, without prior notice and without any liability whatsoever. Plot development and design guidelines as published and as amended by the developer from time to time will apply and need to be adhered to.





- MAX. BUILDING ENVELOPE
- MAX. BASEMENT ENVELOPE
- PLOT BOUNDARY
- PLOT DIMENSIONS
- BUILDING DIMENSIONS
- SUBSTATIONS

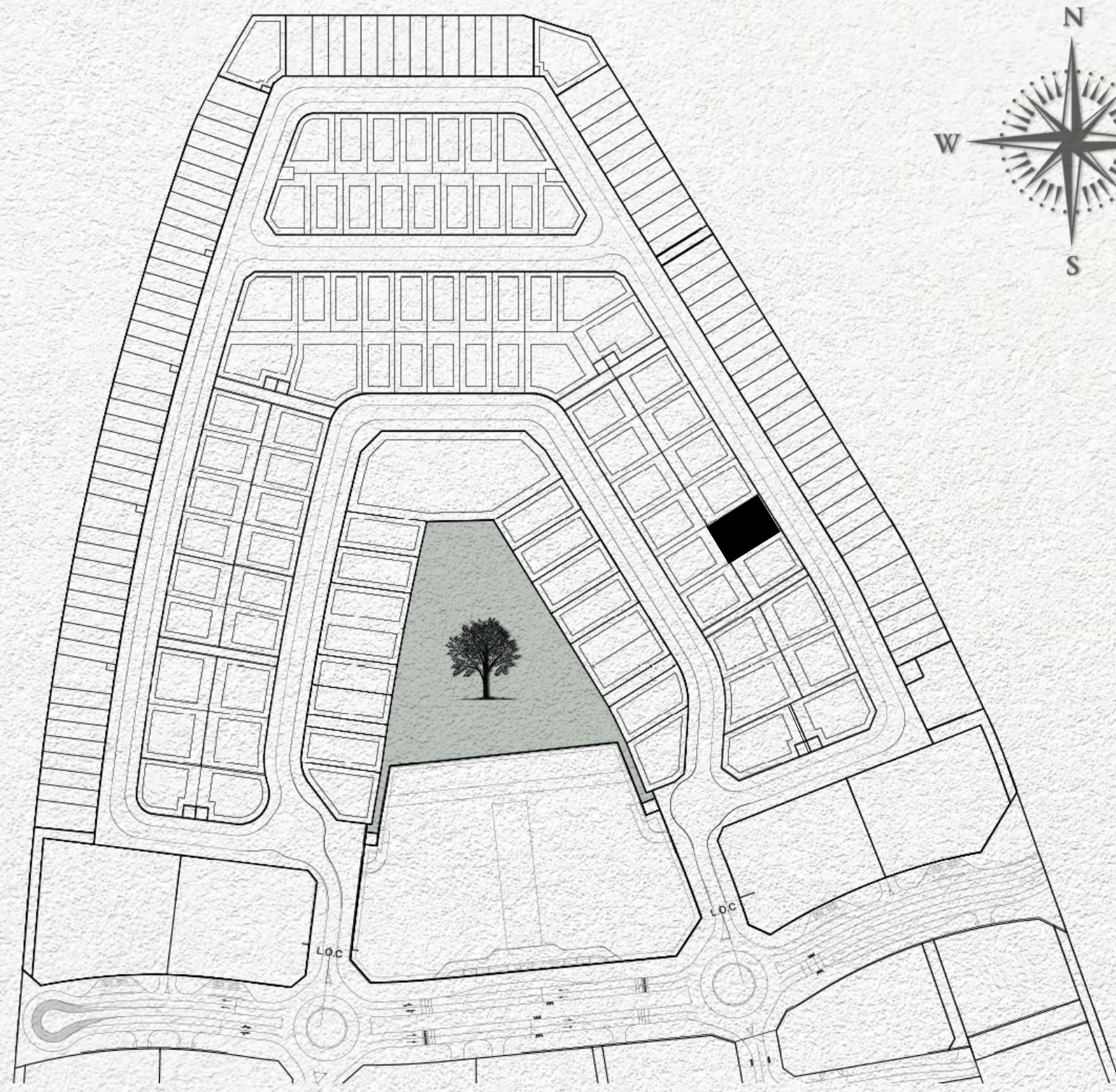


<b>Plot Number</b>	VL-85	
<b>Land Use</b>	Residential: Villa	
<b>Plot Area</b>	641.33 sq.m	6,903.21 sq.ft
<b>Max. GFA</b>	641.33 sq.m	6,903.21 sq.ft
<b>Max. Height</b>	B (optional) + G + 2 + Roof	
<b>Max. Plot Coverage</b>	323.00 sq.m	3,476.74 sq.ft

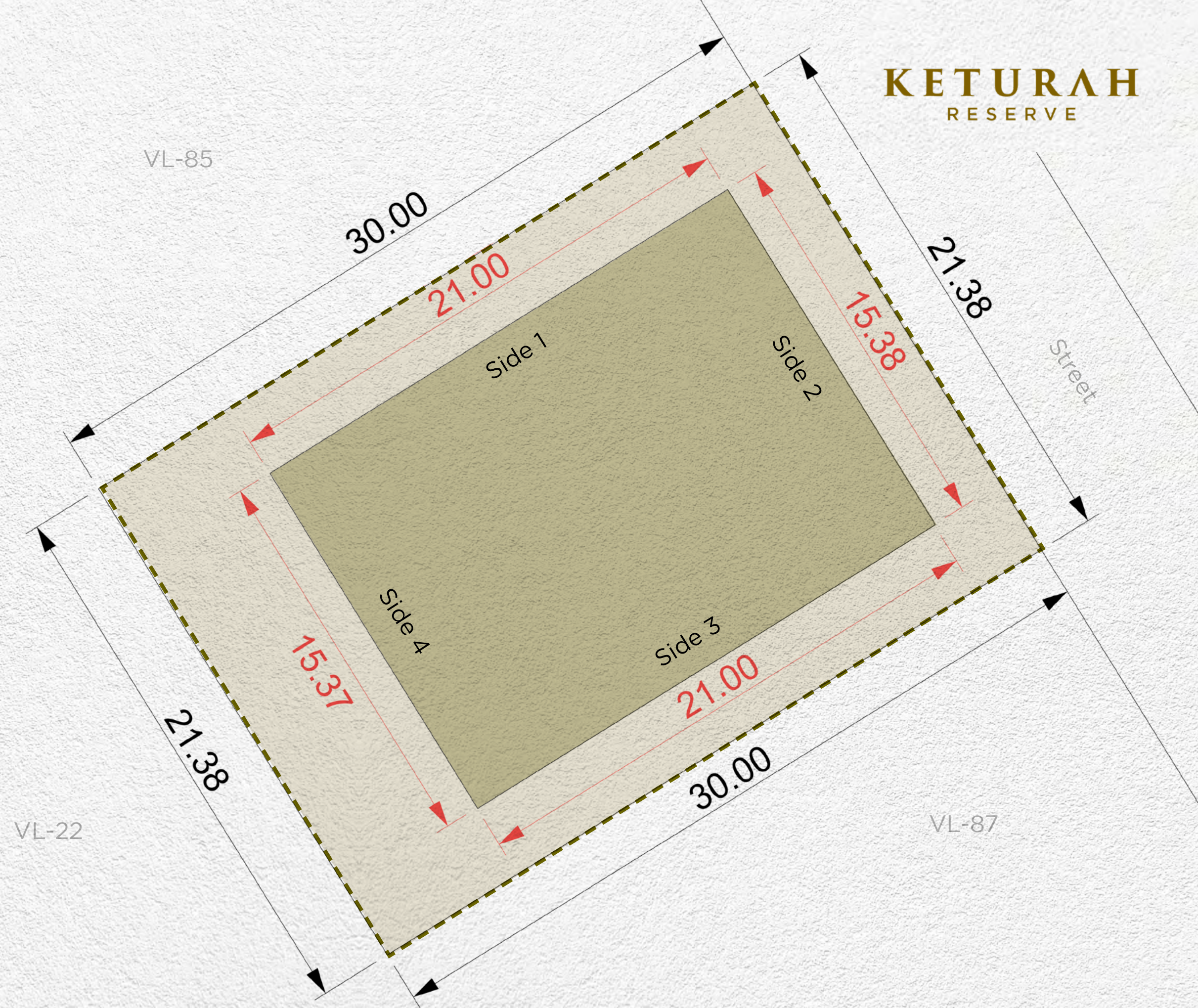
Setback			
Side 1	Side 2	Side 3	Side 4
3m	3m	3m	6m

**Disclaimer:** All areas, dimensions, numbering and drawings are preliminary and proposed only, actual areas may vary from the stated area, and sizes are not to scale. The Developer reserves the right to make revisions/alterations to the plans at its sole and absolute discretion, without prior notice and without any liability whatsoever. Plot development and design guidelines as published and as amended by the developer from time to time will apply and need to be adhered to.





- MAX. BUILDING ENVELOPE
- MAX. BASEMENT ENVELOPE
- PLOT BOUNDARY
- PLOT DIMENSIONS
- BUILDING DIMENSIONS
- SUBSTATIONS



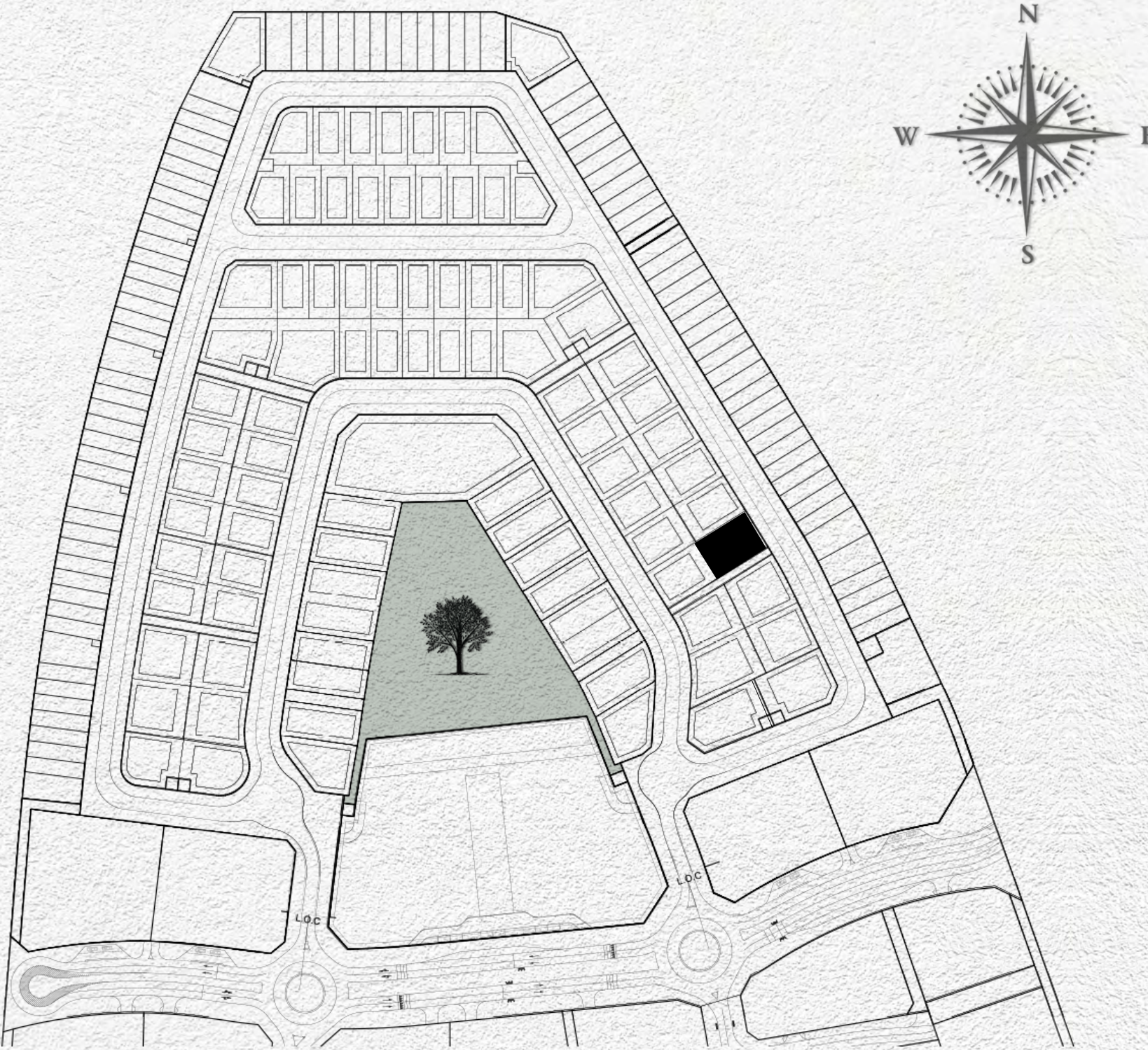
**KETURAH**  
RESERVE

<b>Plot Number</b>	VL-86	
<b>Land Use</b>	Residential: Villa	
<b>Plot Area</b>	641.33 sq.m	6,903.21 sq.ft
<b>Max. GFA</b>	641.33 sq.m	6,903.21 sq.ft
<b>Max. Height</b>	B (optional) + G + 2 + Roof	
<b>Max. Plot Coverage</b>	323.00 sq.m	3,476.74 sq.ft

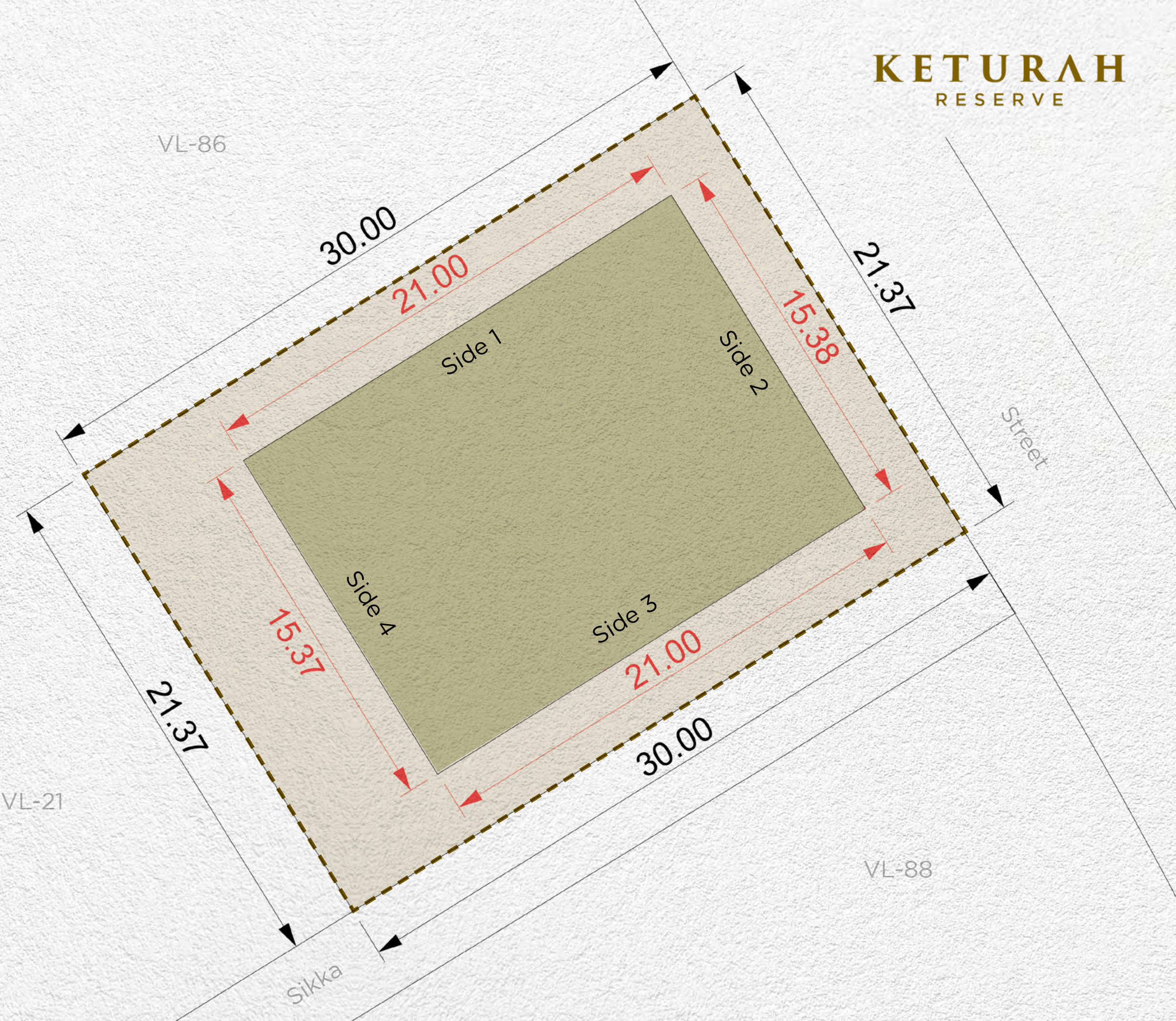
Setback			
Side 1	Side 2	Side 3	Side 4
3m	3m	3m	6m

**Disclaimer:** All areas, dimensions, numbering and drawings are preliminary and proposed only, actual areas may vary from the stated area, and sizes are not to scale. The Developer reserves the right to make revisions/alterations to the plans at its sole and absolute discretion, without prior notice and without any liability whatsoever. Plot development and design guidelines as published and as amended by the developer from time to time will apply and need to be adhered to.





- MAX. BUILDING ENVELOPE
- MAX. BASEMENT ENVELOPE
- PLOT BOUNDARY
- PLOT DIMENSIONS
- BUILDING DIMENSIONS
- SUBSTATIONS

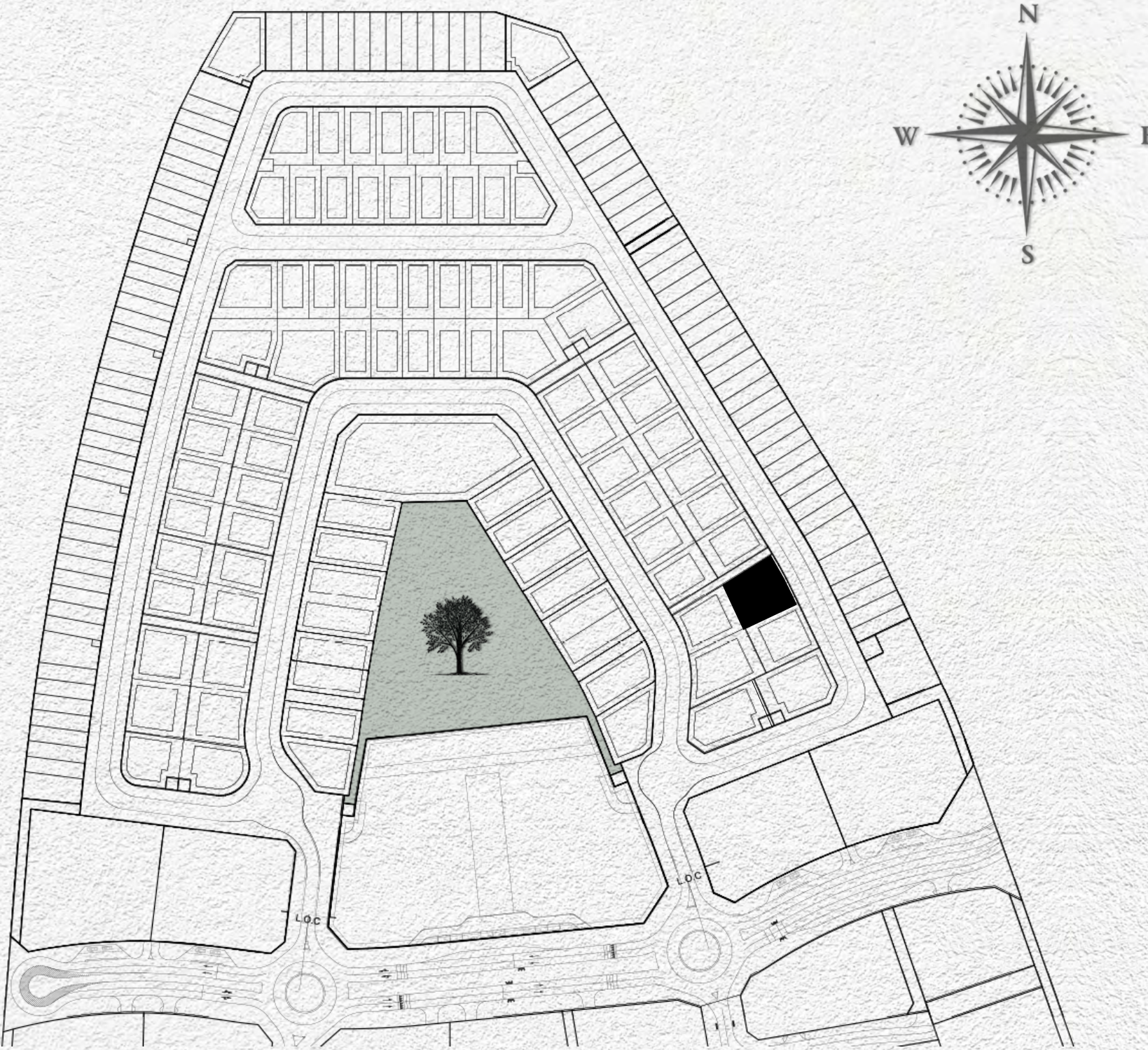


<b>Plot Number</b>	VL-87	
<b>Land Use</b>	Residential: Villa	
<b>Plot Area</b>	641.31 sq.m	6,903.00 sq.ft
<b>Max. GFA</b>	641.31 sq.m	6,903.00 sq.ft
<b>Max. Height</b>	B (optional) + G + 2 + Roof	
<b>Max. Plot Coverage</b>	323.00 sq.m	3,476.74 sq.ft

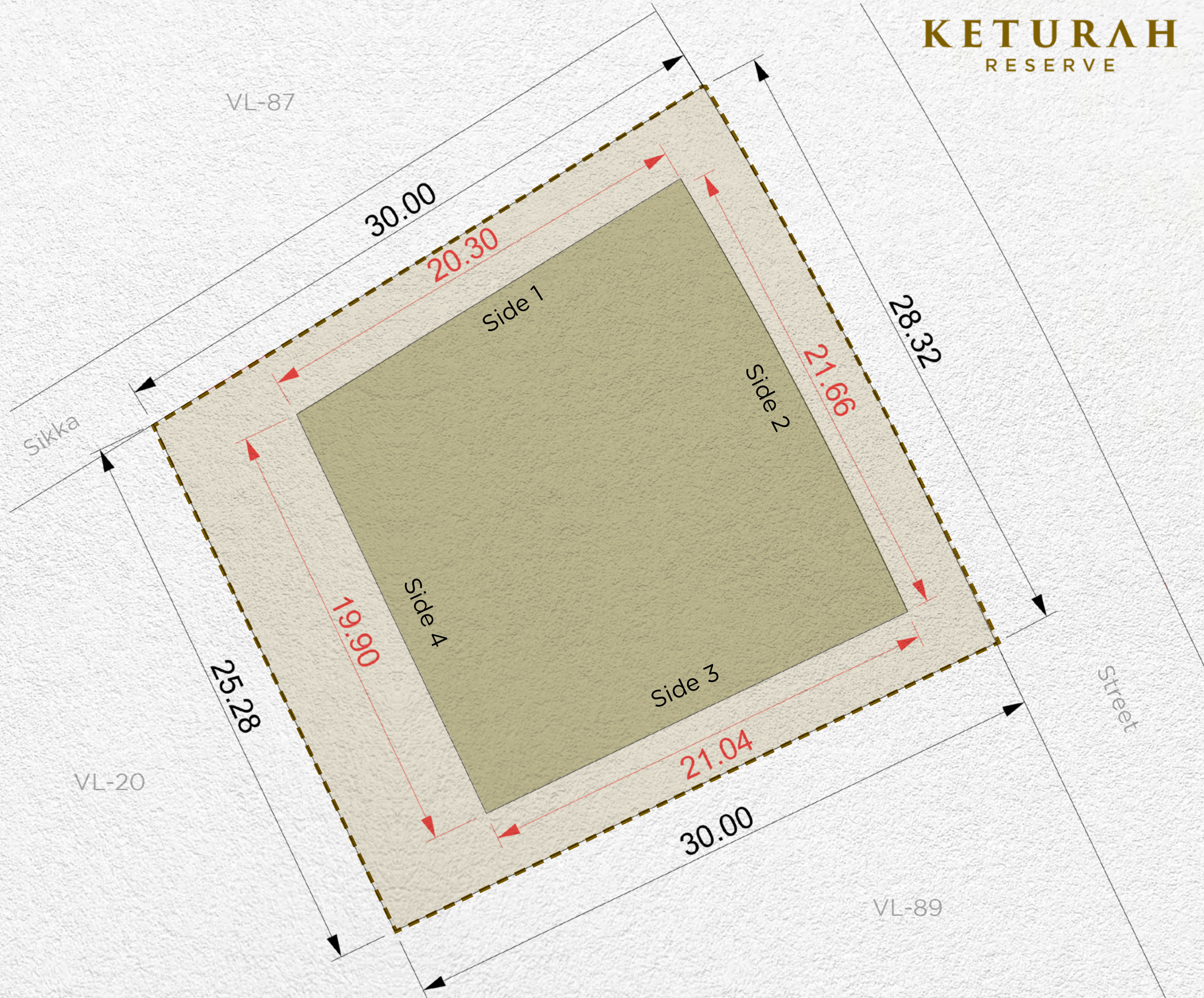
Setback			
Side 1	Side 2	Side 3	Side 4
3m	3m	3m	6m

**Disclaimer:** All areas, dimensions, numbering and drawings are preliminary and proposed only, actual areas may vary from the stated area, and sizes are not to scale. The Developer reserves the right to make revisions/alterations to the plans at its sole and absolute discretion, without prior notice and without any liability whatsoever. Plot development and design guidelines as published and as amended by the developer from time to time will apply and need to be adhered to.





- MAX. BUILDING ENVELOPE
- MAX. BASEMENT ENVELOPE
- PLOT BOUNDARY
- PLOT DIMENSIONS
- BUILDING DIMENSIONS
- SUBSTATIONS

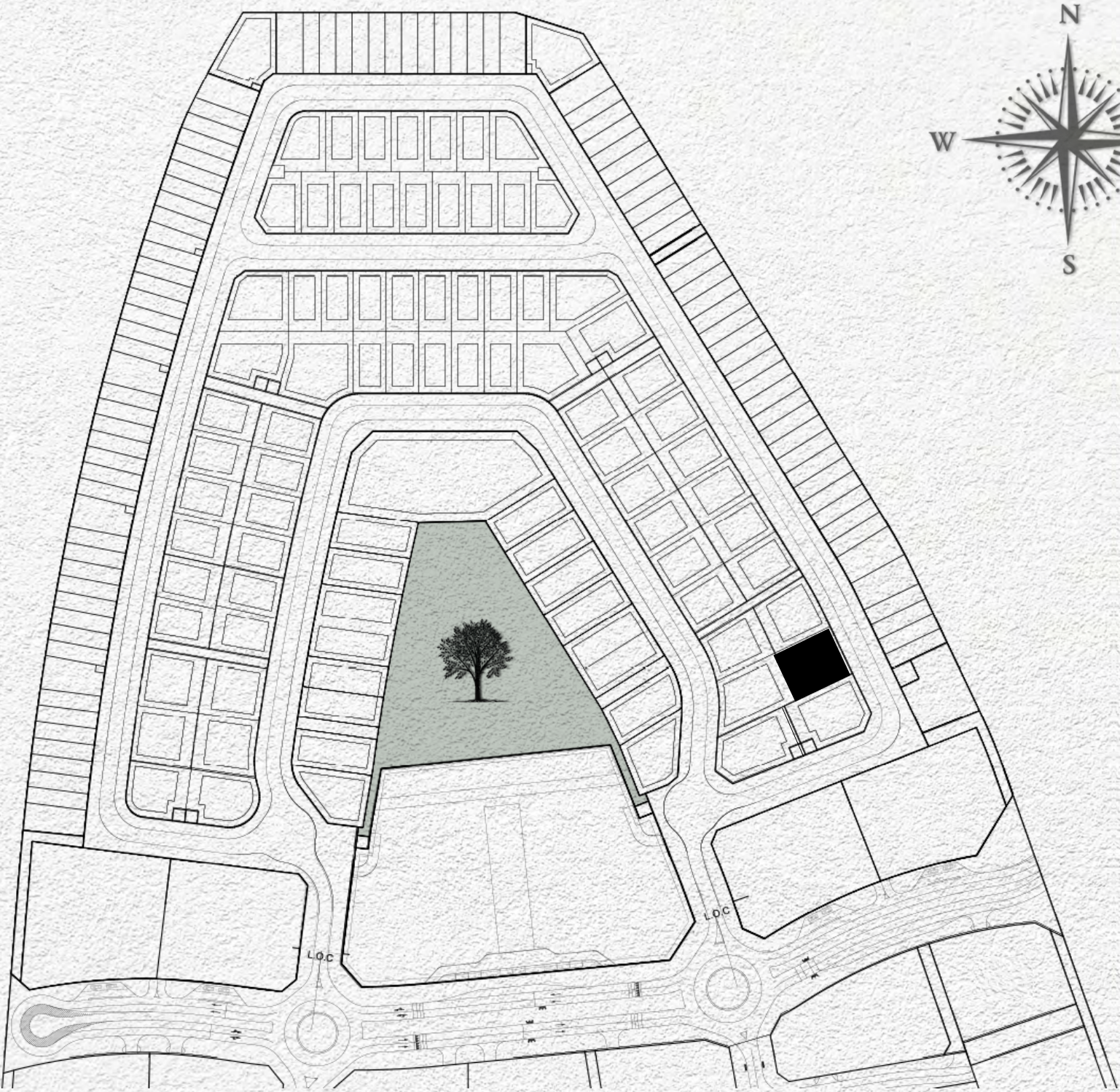


<b>Plot Number</b>	VL-88	
<b>Land Use</b>	Residential: Villa	
<b>Plot Area</b>	794.16 sq.m	8,548.26 sq.ft
<b>Max. GFA</b>	794.16 sq.m	8,548.26 sq.ft
<b>Max. Height</b>	B (optional) + G + 2 + Roof	
<b>Max. Plot Coverage</b>	436. sq.m	4,693.06 sq.ft

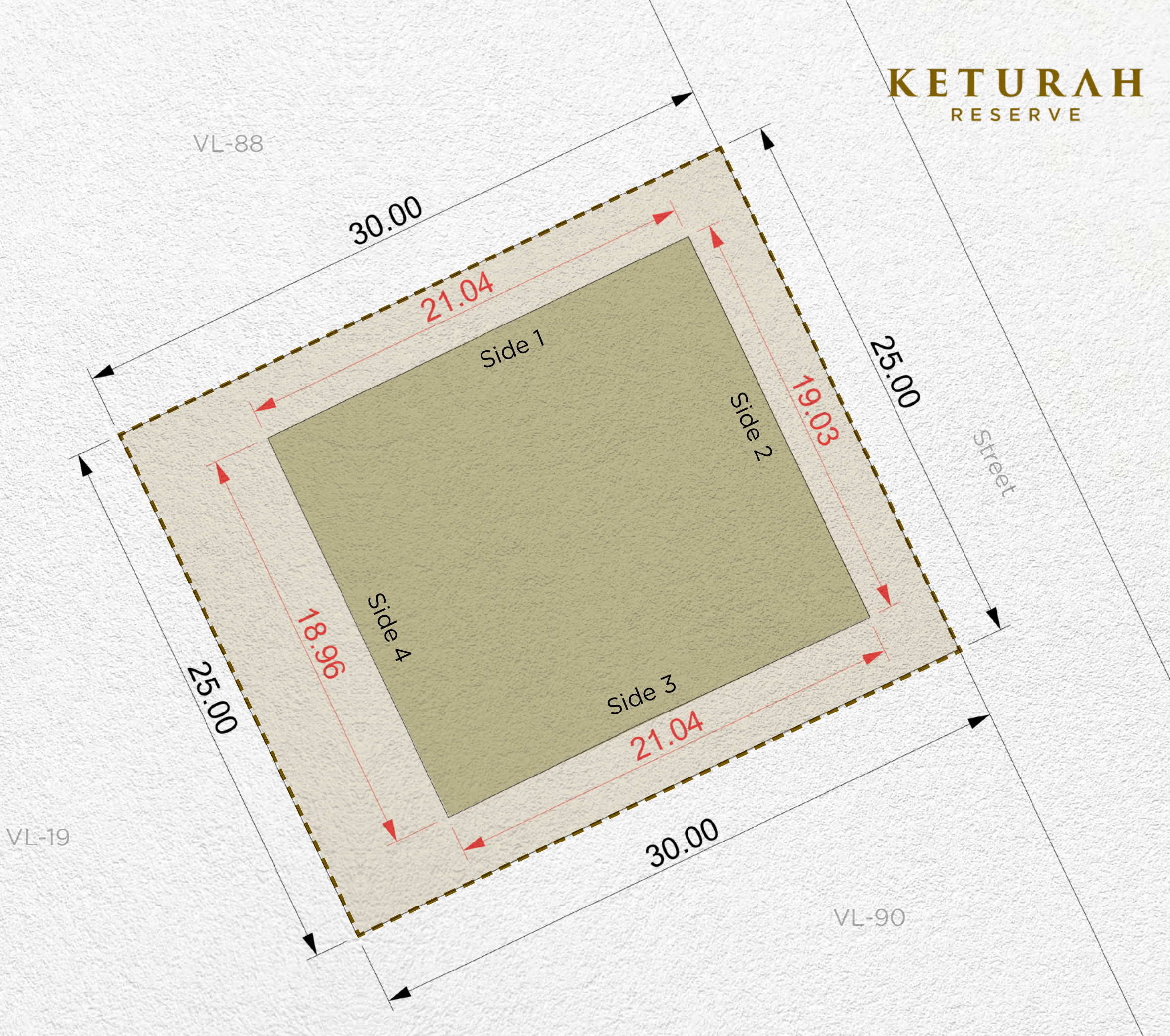
Setback			
Side 1	Side 2	Side 3	Side 4
3m	3m	3m	6m

**Disclaimer:** All areas, dimensions, numbering and drawings are preliminary and proposed only, actual areas may vary from the stated area, and sizes are not to scale. The Developer reserves the right to make revisions/alterations to the plans at its sole and absolute discretion, without prior notice and without any liability whatsoever. Plot development and design guidelines as published and as amended by the developer from time to time will apply and need to be adhered to.





- MAX. BUILDING ENVELOPE
- MAX. BASEMENT ENVELOPE
- PLOT BOUNDARY
- PLOT DIMENSIONS
- BUILDING DIMENSIONS
- SUBSTATIONS

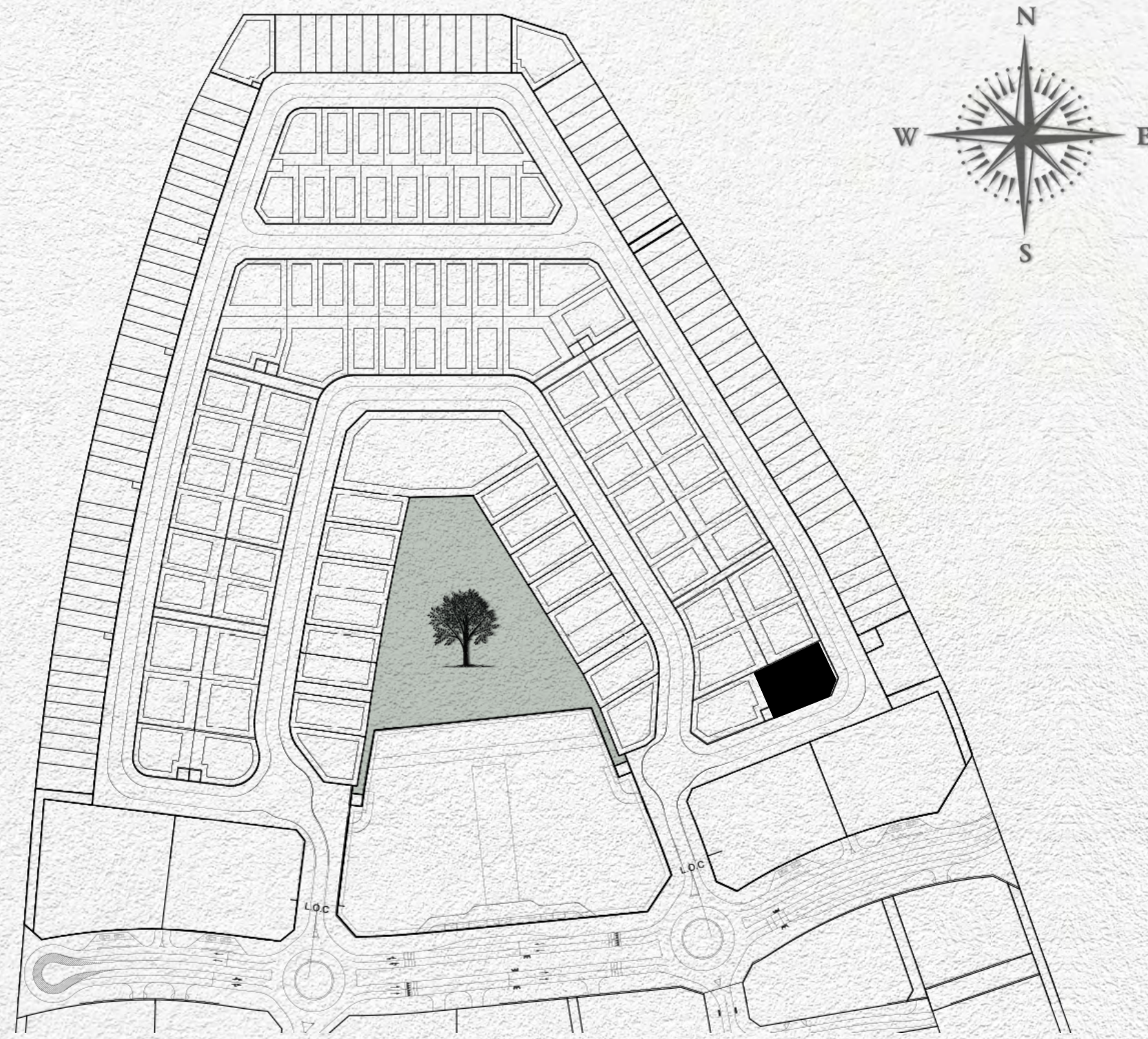


<b>Plot Number</b>	VL-89	
<b>Land Use</b>	Residential: Villa	
<b>Plot Area</b>	750.90 sq.m	8,082.61 sq.ft
<b>Max. GFA</b>	750.90 sq.m	8,082.61 sq.ft
<b>Max. Height</b>	B (optional) + G + 2 + Roof	
<b>Max. Plot Coverage</b>	399.00 sq.m	4,294.80 sq.ft

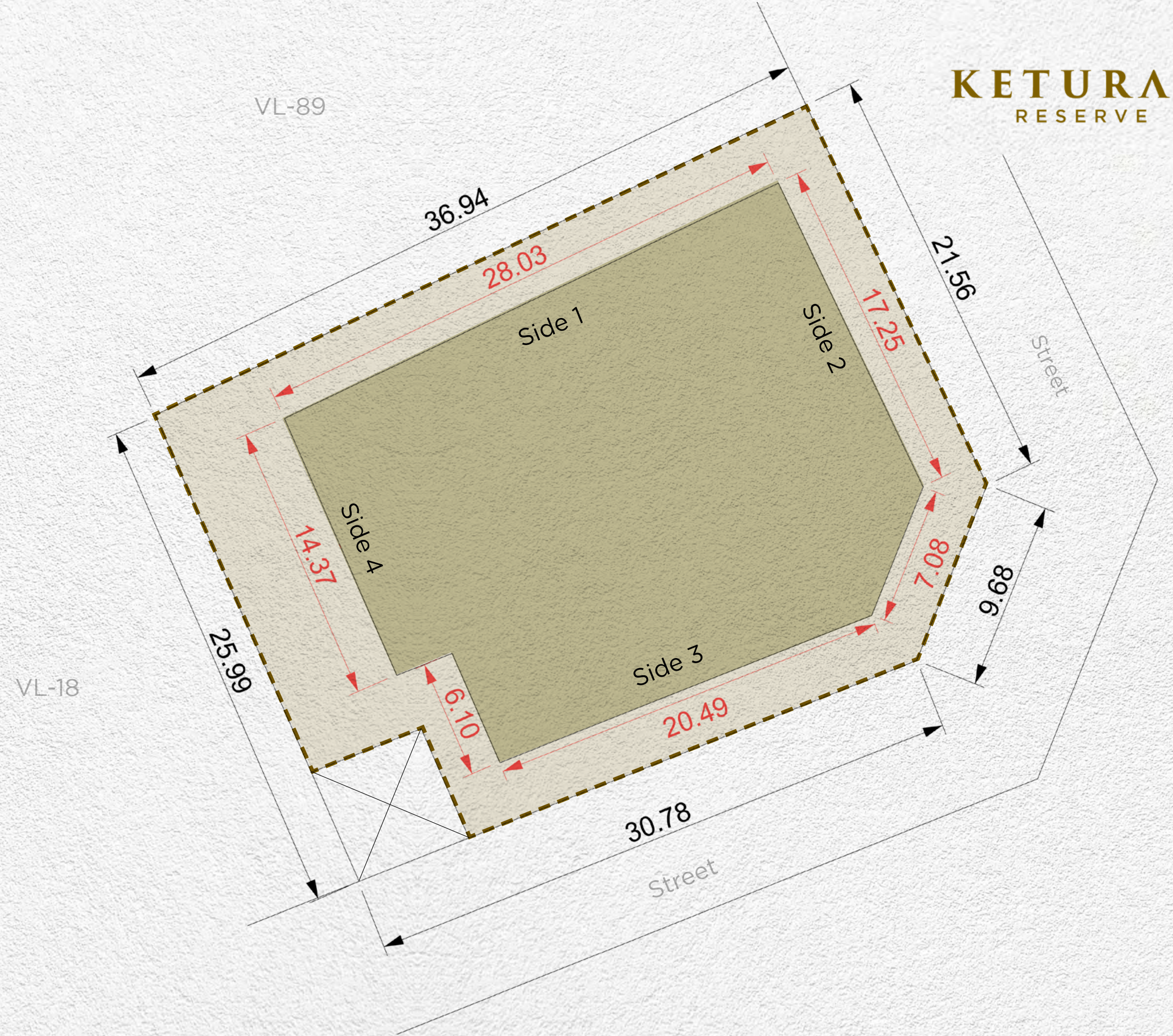
Setback			
Side 1	Side 2	Side 3	Side 4
3m	3m	3m	6m

**Disclaimer:** All areas, dimensions, numbering and drawings are preliminary and proposed only, actual areas may vary from the stated area, and sizes are not to scale. The Developer reserves the right to make revisions/alterations to the plans at its sole and absolute discretion, without prior notice and without any liability whatsoever. Plot development and design guidelines as published and as amended by the developer from time to time will apply and need to be adhered to.





- MAX. BUILDING ENVELOPE
- MAX. BASEMENT ENVELOPE
- PLOT BOUNDARY
- PLOT DIMENSIONS
- BUILDING DIMENSIONS
- SUBSTATIONS



<b>Plot Number</b>	VL-90	
<b>Land Use</b>	Residential: Villa	
<b>Plot Area</b>	960.54 sq.m	10,339.16 sq.ft
<b>Max. GFA</b>	700.00 sq.m	7,534.73 sq.ft
<b>Max. Height</b>	B (optional) + G + 2 + Roof	
<b>Max. Plot Coverage</b>	576.00 sq.m	6,200.01 sq.ft

Setback			
Side 1	Side 2	Side 3	Side 4
3m	3m	3m	6m

**Disclaimer:** All areas, dimensions, numbering and drawings are preliminary and proposed only, actual areas may vary from the stated area, and sizes are not to scale. The Developer reserves the right to make revisions/alterations to the plans at its sole and absolute discretion, without prior notice and without any liability whatsoever. Plot development and design guidelines as published and as amended by the developer from time to time will apply and need to be adhered to.



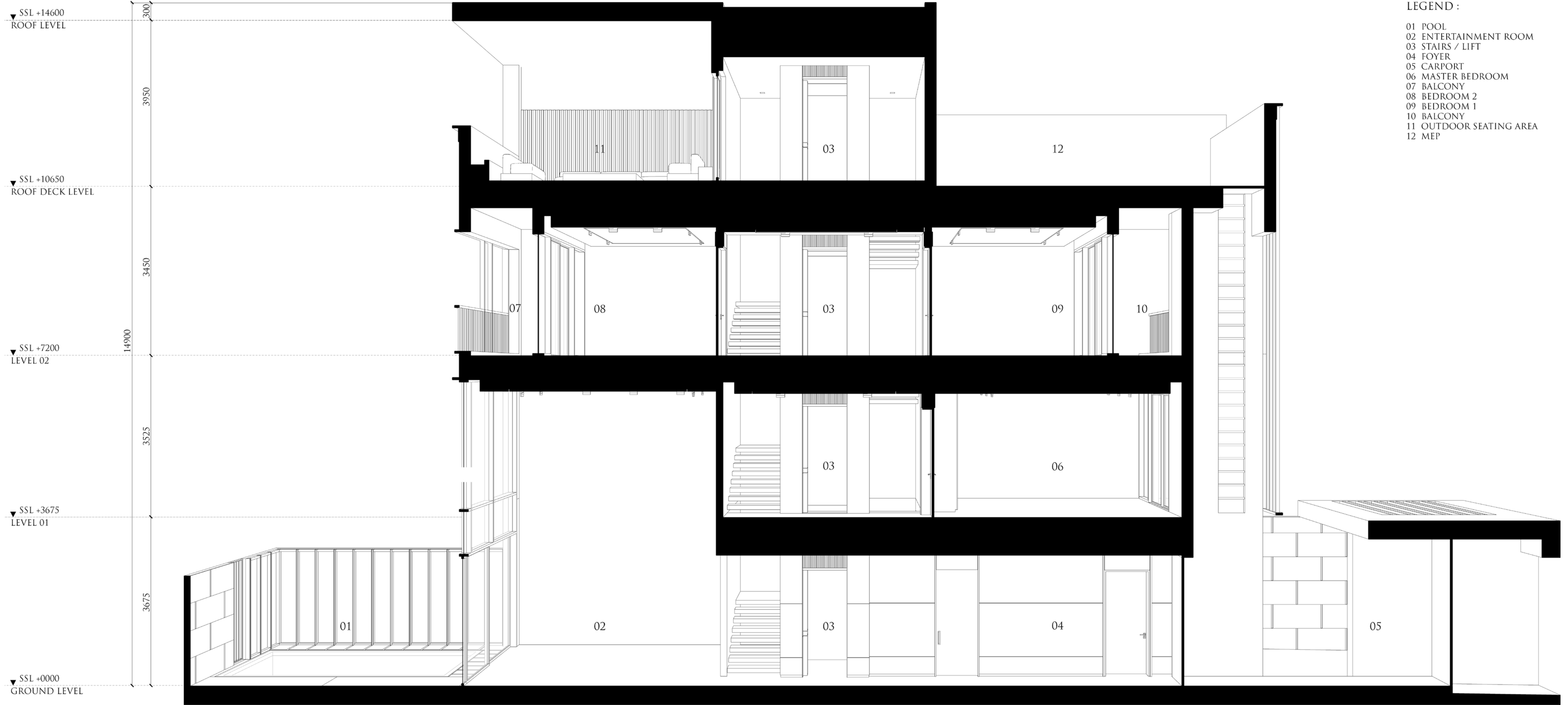


- LEGEND :
- 01 ENTERTAINMENT ROOM
  - 02 POOL
  - 03 STAIRS / LIFT
  - 04 FOYER
  - 05 CARPORT
  - 06 MASTER BEDROOM
  - 07 BEDROOM 2
  - 08 BRIDGE
  - 09 BEDROOM 1
  - 10 BALCONY
  - 11 MEP
  - 12 OUTDOOR SEATING AREA

### NATURAL SUSTAINABILITY AT KETURAH RESERVE

- Keturah Reserve is designed to be naturally self-sustaining from conception.
- All amenity areas are accessible by foot on tree shaded pathways, eliminating the need of driving from place to place.
- Floorplans are created based on established material measurements to avoid material and energy waste. Materials are specifically selected for their adaptability to the microclimate of Meydan.
- Raw wood is fired a minimum six times to increase durability and resistance to wear and tear.
- High ceilings, wall thickness and windowpane density cool the interior naturally, saving energy by reducing the need for air conditioning.
- Balconies are broader than the norm to reduce the heat and glare of direct sunlight.
- Door frames and garages are wider to facilitate the flow of passage.
- New Luxury integrates sustainability naturally without the need of further human involvement.









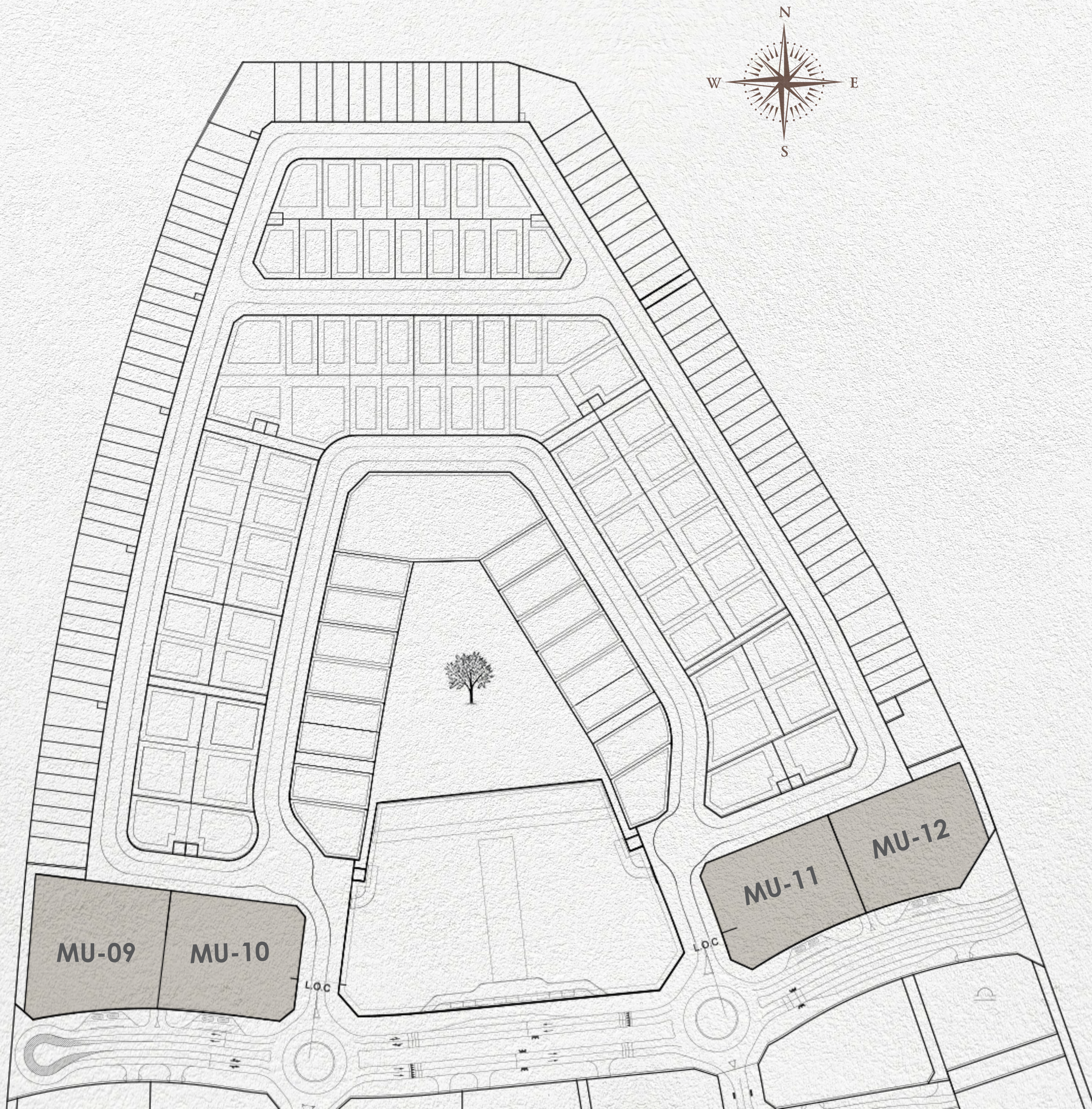




LEGEND :

- 01 CARPORT
- 02 FOYER
- 03 STAIRS / LIFT
- 04 ENTERTAINMENT ROOM
- 05 POOL
- 06 BALCONY
- 07 MASTER BEDROOM
- 08 BALCONY
- 09 BEDROOM 2
- 10 BEDROOM 1
- 11 BALCONY
- 12 MEP
- 13 OUTDOOR SEATING AREA

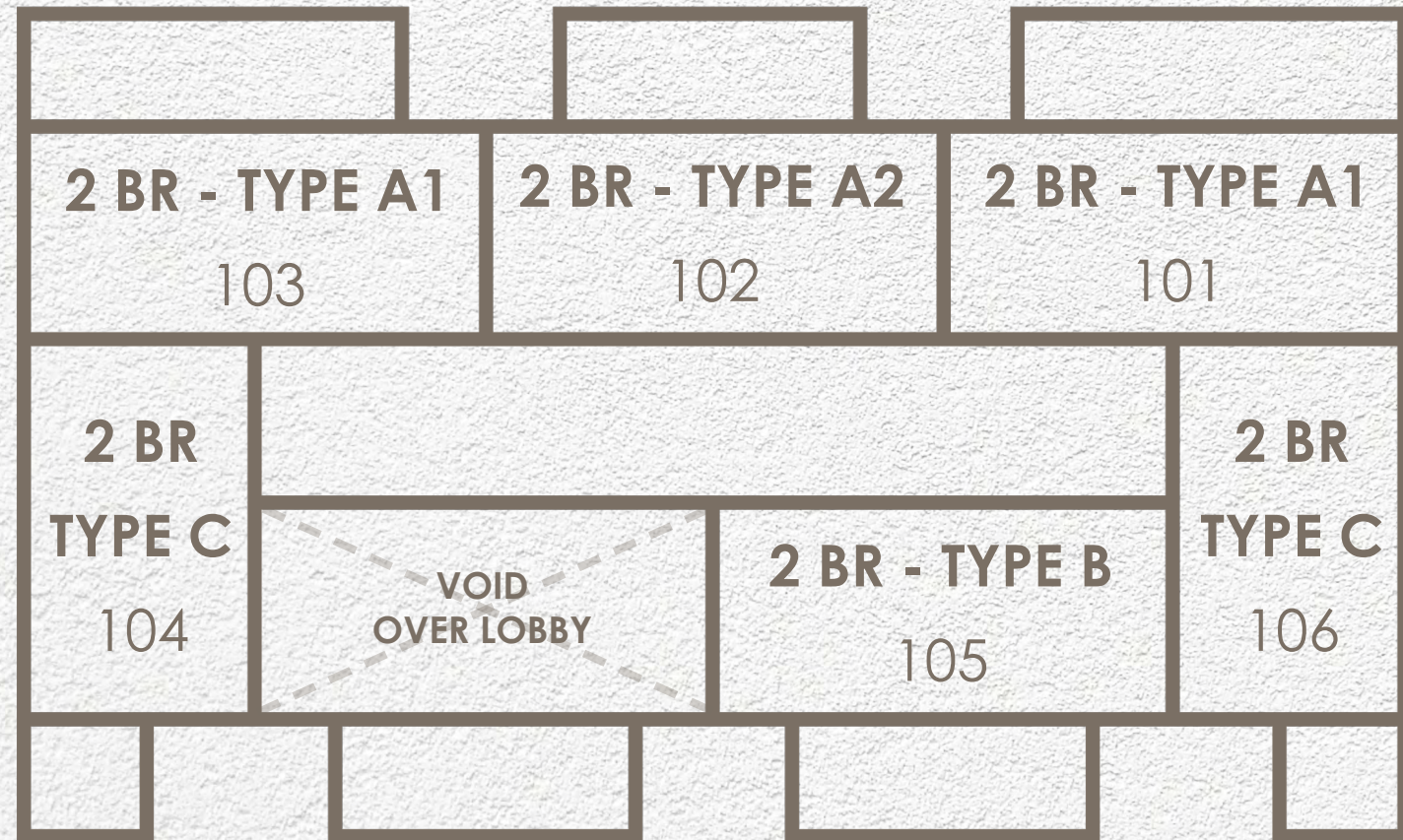




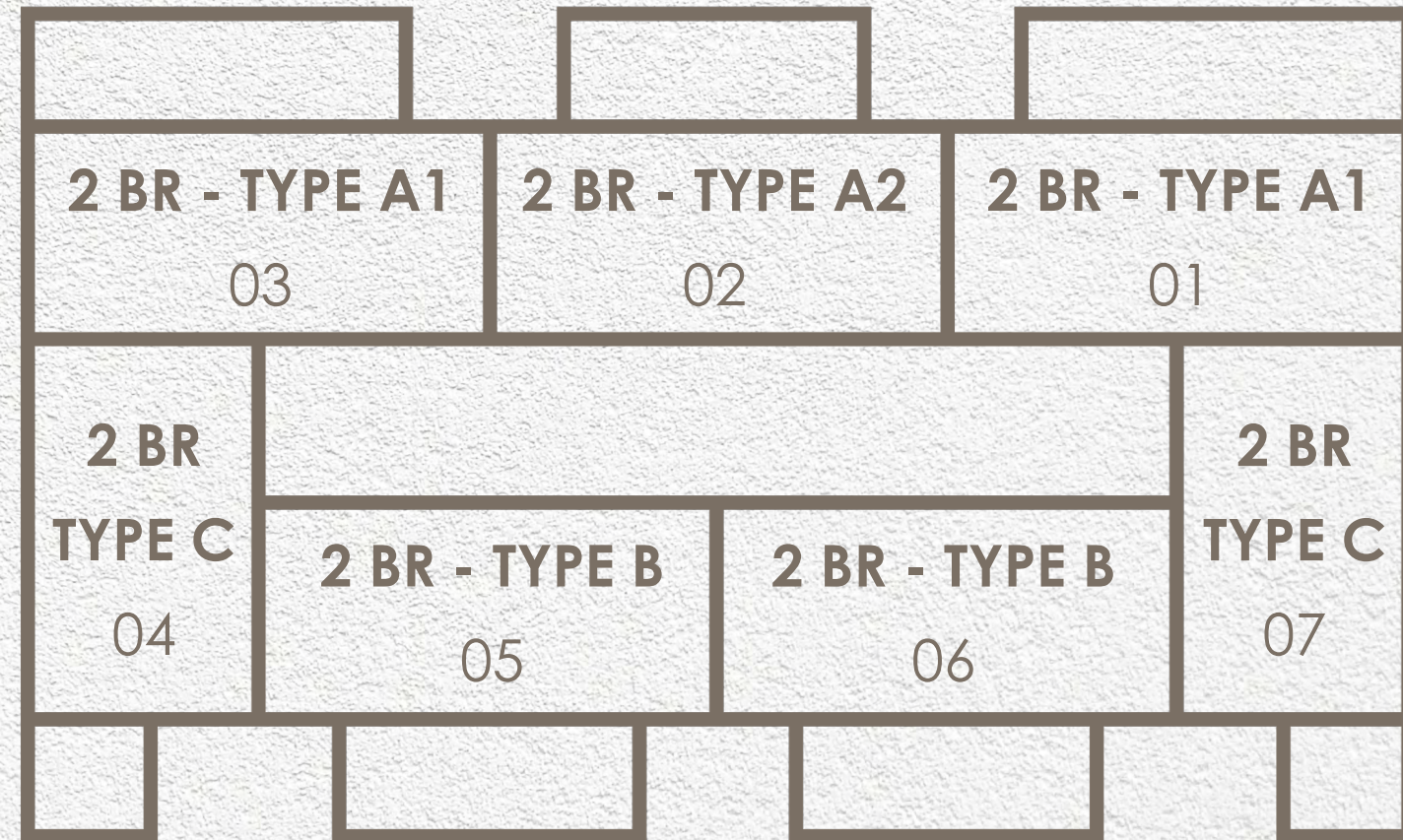




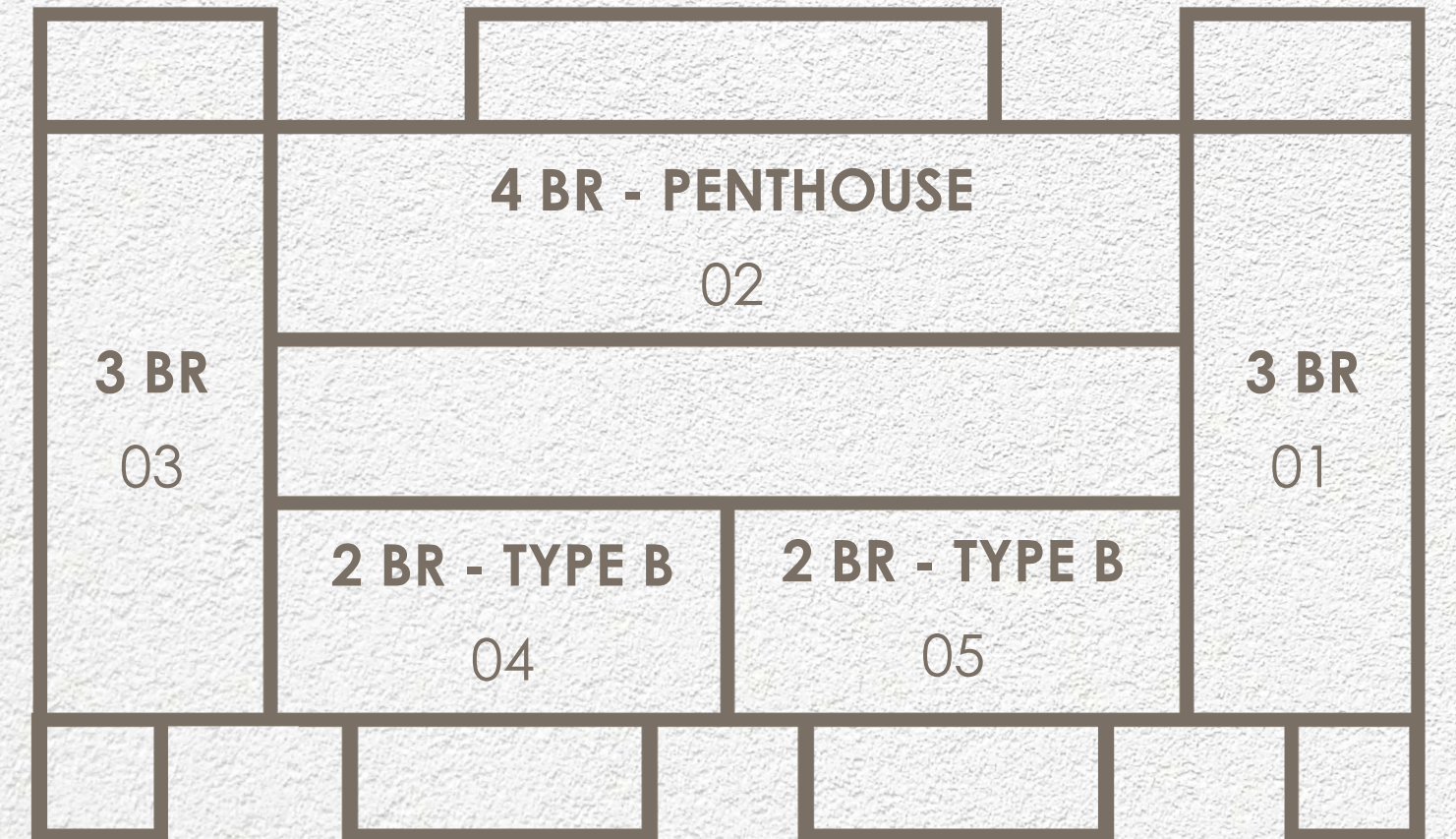
**1<sup>ST</sup> FLOOR**



**2<sup>ND</sup> - 8<sup>TH</sup> LEVEL**

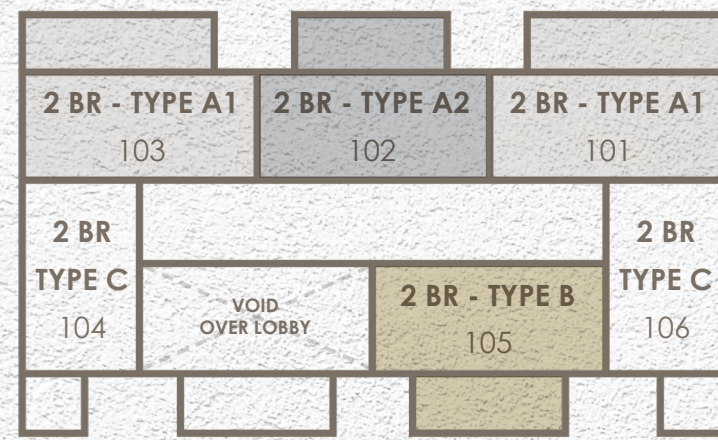


**9<sup>TH</sup> - 10<sup>TH</sup> LEVEL**

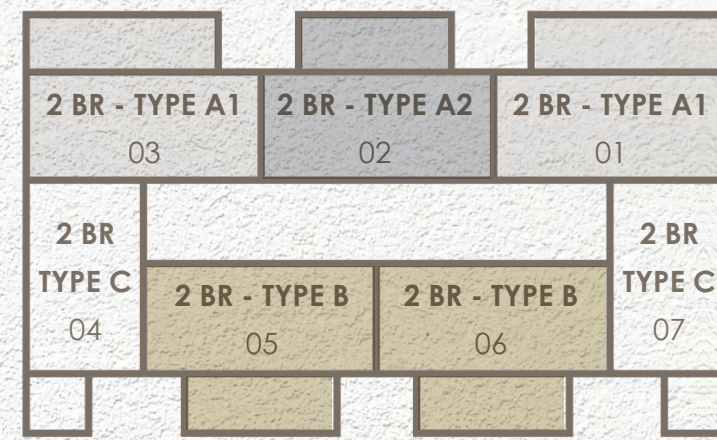




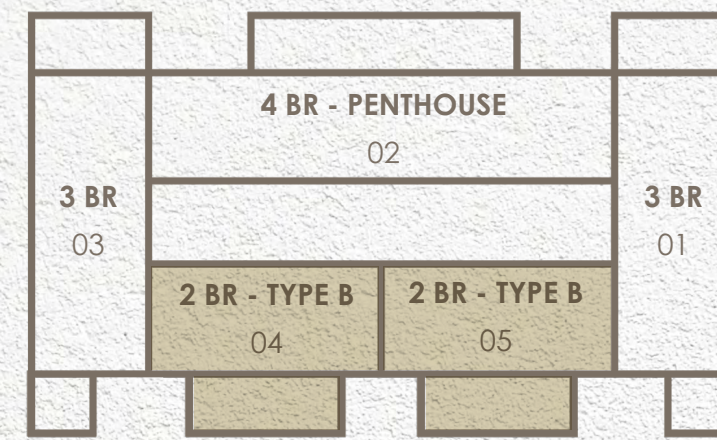
1<sup>ST</sup> LEVEL



2<sup>ND</sup> - 8<sup>TH</sup> LEVEL



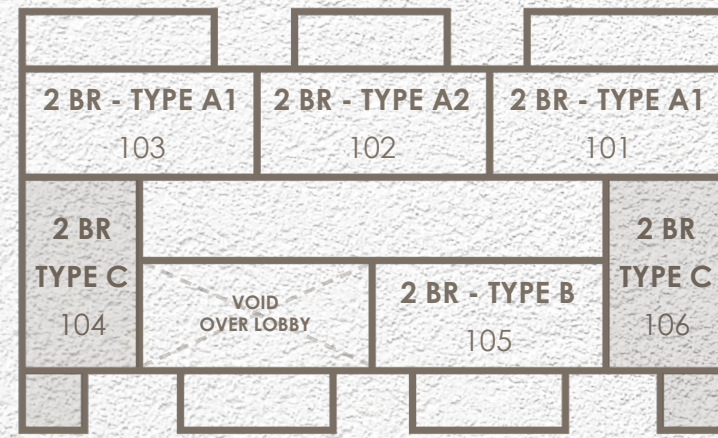
9<sup>TH</sup> - 10<sup>TH</sup> LEVEL



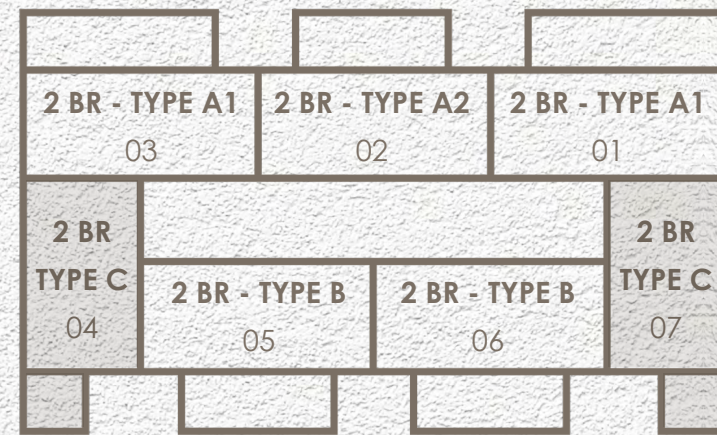
**2 - BEDROOM UNIT | TYPE A1, A2, B**

UNIT TYPE	MU 09	MU 10	MU 11	MU 12
TYPE A1	16 UNITS	16 UNITS	16 UNITS	16 UNITS
TYPE A2	8 UNITS	8 UNITS	8 UNITS	8 UNITS
TYPE B	19 UNITS	19 UNITS	19 UNITS	19 UNITS
<b>TOTAL</b>	<b>43 UNITS</b>	<b>43 UNITS</b>	<b>43 UNITS</b>	<b>43 UNITS</b>
<b>172 UNITS</b>				

1<sup>ST</sup> LEVEL



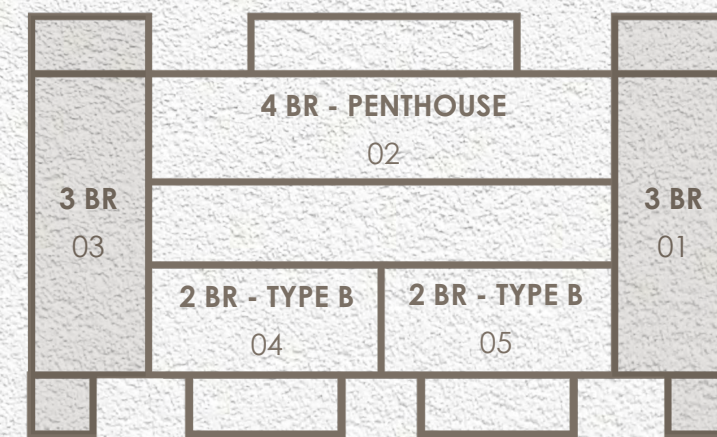
2<sup>ND</sup> - 8<sup>TH</sup> LEVEL



**2 - BEDROOM UNIT | CORNER UNIT**

UNIT TYPE	MU 09	MU 10	MU 11	MU 12
TYPE C	16 UNITS	16 UNITS	16 UNITS	16 UNITS
<b>TOTAL</b>	<b>64 UNITS</b>			

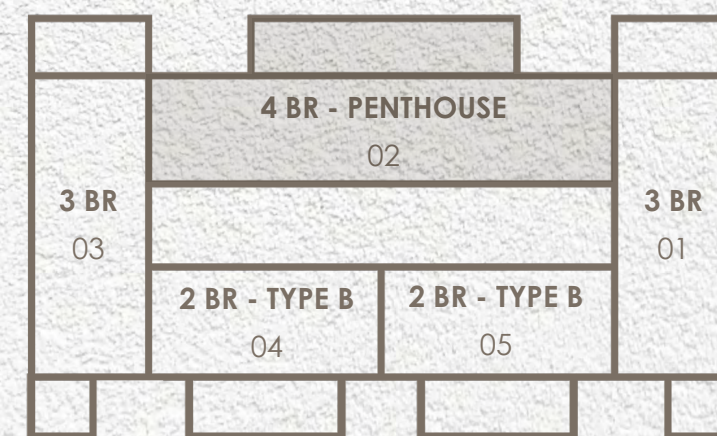
9<sup>TH</sup> - 10<sup>TH</sup> LEVEL



**3 - BEDROOM UNIT | CORNER UNIT**

UNIT TYPE	MU 09	MU 10	MU 11	MU 12
-	4 UNITS	4 UNITS	4 UNITS	4 UNITS
<b>TOTAL</b>	<b>16 UNITS</b>			

9<sup>TH</sup> - 10<sup>TH</sup> LEVEL

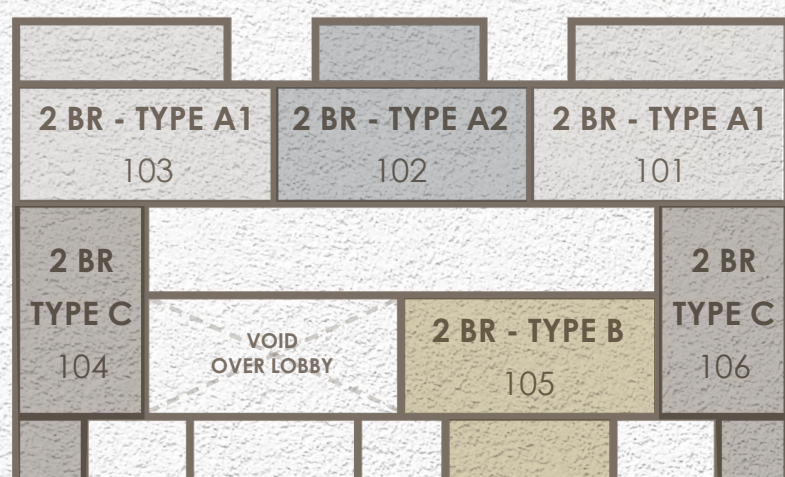


**4 - BEDROOM UNIT | PENTHOUSE**

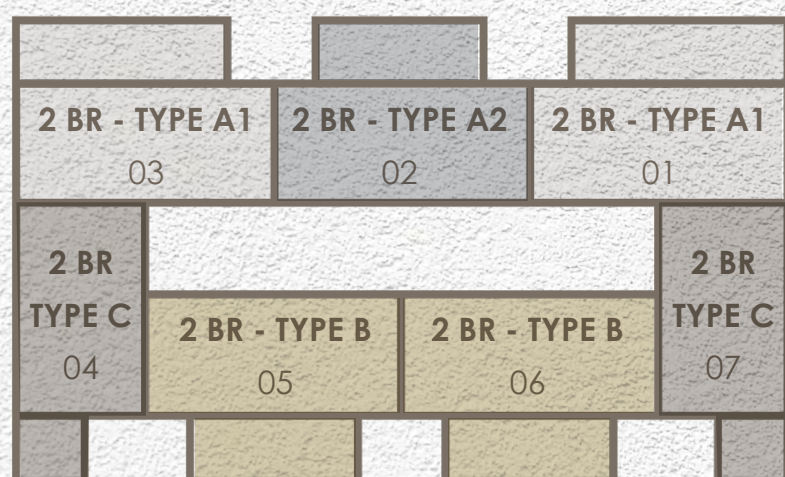
UNIT TYPE	MU 09	MU 10	MU 11	MU 12
-	2 UNITS	2 UNITS	2 UNITS	2 UNITS
<b>TOTAL</b>	<b>8 UNITS</b>			



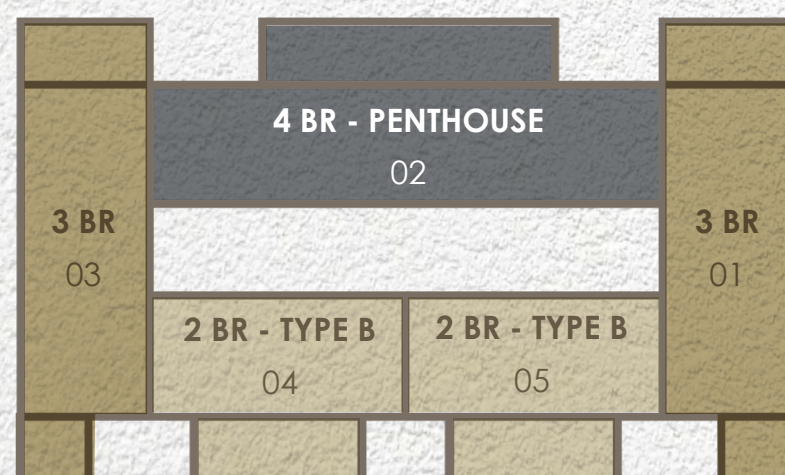
1<sup>ST</sup> LEVEL



2<sup>ND</sup> - 8<sup>TH</sup> LEVEL



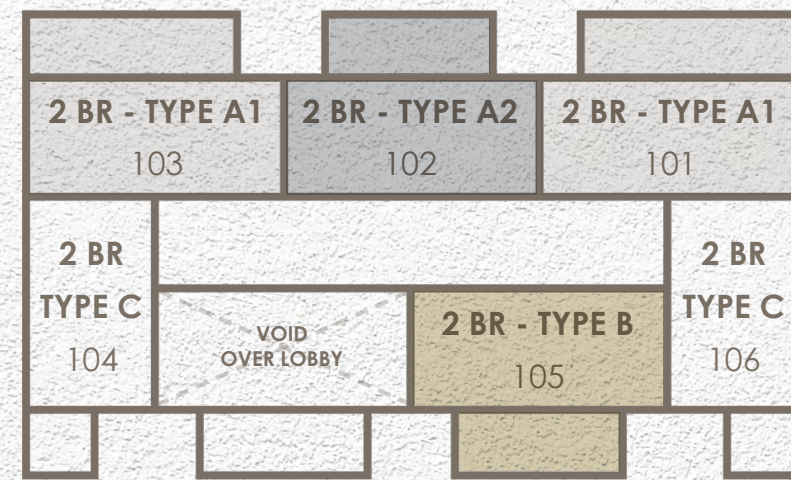
9<sup>TH</sup> - 10<sup>TH</sup> LEVEL



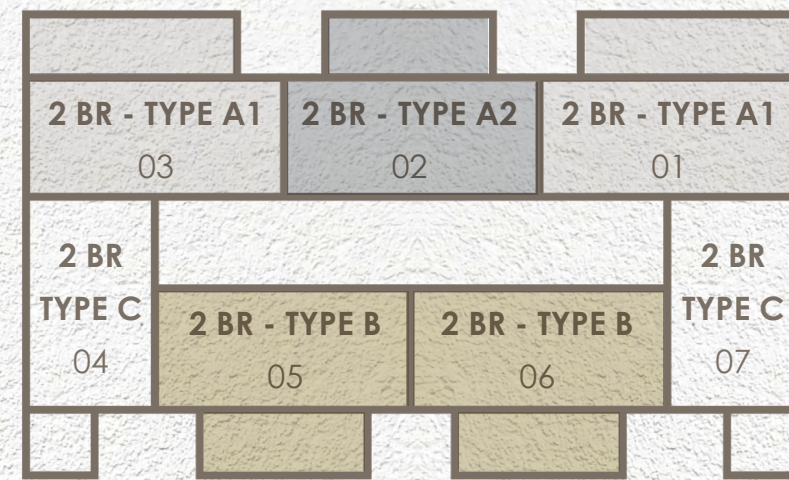
UNIT TYPE			MU 09		MU 10		MU 11		MU 12	
			SQ.M.	SQ.FT.	SQ.M.	SQ.FT.	SQ.M.	SQ.FT.	SQ.M.	SQ.FT.
A1	2 BR	INTERNAL	147.10	1,583.37	147.10	1,583.37	162.43	1748.38	162.43	1748.38
		BALCONY	53.07	571.24	53.07	571.24	53.06	571.13	53.06	571.13
		<b>TOTAL AREA</b>	<b>200.17</b>	<b>2154.61</b>	<b>200.17</b>	<b>2154.61</b>	<b>215.49</b>	<b>2319.51</b>	<b>215.49</b>	<b>2319.51</b>
A2	2 BR	INTERNAL	146.52	1577.13	146.52	1577.13	161.57	1739.12	161.57	1739.12
		BALCONY	37.09	399.23	37.09	399.23	37.08	399.13	37.08	399.13
		<b>TOTAL AREA</b>	<b>183.61</b>	<b>1976.36</b>	<b>183.61</b>	<b>1976.36</b>	<b>198.65</b>	<b>2138.25</b>	<b>198.65</b>	<b>2138.25</b>
B	2 BR	INTERNAL	155.22	1670.77	155.22	1670.77	170.51	1835.35	170.51	1835.35
		BALCONY	37.09	399.23	37.09	399.23	37.09	399.23	37.09	399.23
		<b>TOTAL AREA</b>	<b>192.31</b>	<b>2070.01</b>	<b>192.31</b>	<b>2070.01</b>	<b>207.60</b>	<b>2234.59</b>	<b>207.60</b>	<b>2234.59</b>
C	2BR Corner Unit	INTERNAL	124.78	1343.12	124.78	1343.12	132.11	1,422.02	132.11	1,422.02
		BALCONY	18.41	198.16	18.41	198.16	18.41	198.16	18.41	198.16
		<b>TOTAL AREA</b>	<b>143.19</b>	<b>1541.28</b>	<b>143.19</b>	<b>1541.28</b>	<b>150.52</b>	<b>1620.18</b>	<b>150.52</b>	<b>1620.18</b>
-	3BR	INTERNAL	198.59	2,137.60	198.59	2,137.60	213.85	2,301.86	213.85	2,301.86
		BALCONY	53.02	570.70	53.02	570.70	53.02	570.70	53.02	570.70
		<b>TOTAL AREA</b>	<b>251.61</b>	<b>2,708.30</b>	<b>251.61</b>	<b>2,708.30</b>	<b>266.87</b>	<b>2,872.56</b>	<b>266.87</b>	<b>2,872.56</b>
-	4BR PENTHOUSE	INTERNAL	294.64	3,171.48	294.64	3,171.48	324.91	3,497.30	324.91	3,497.30
		BALCONY	73.60	792.22	73.60	792.22	73.42	790.29	73.42	790.29
		<b>TOTAL AREA</b>	<b>368.24</b>	<b>3,963.70</b>	<b>368.24</b>	<b>3,963.70</b>	<b>398.33</b>	<b>4,287.58</b>	<b>398.33</b>	<b>4,287.58</b>



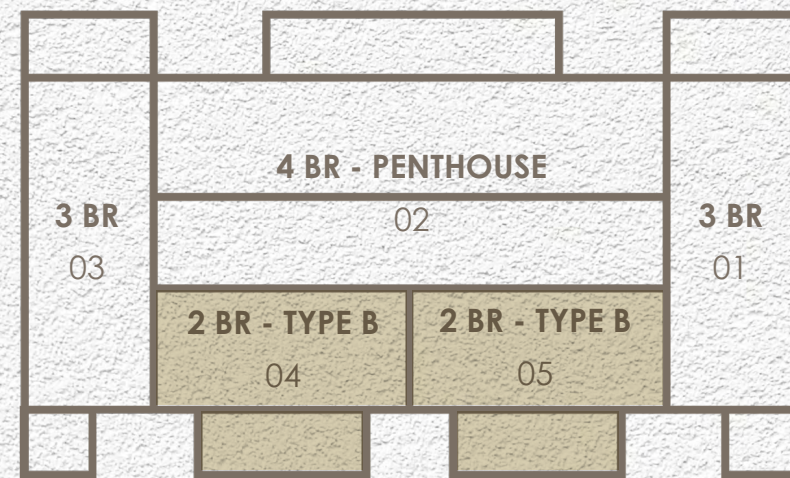
1<sup>ST</sup> LEVEL



2<sup>ND</sup> - 8<sup>TH</sup> LEVEL

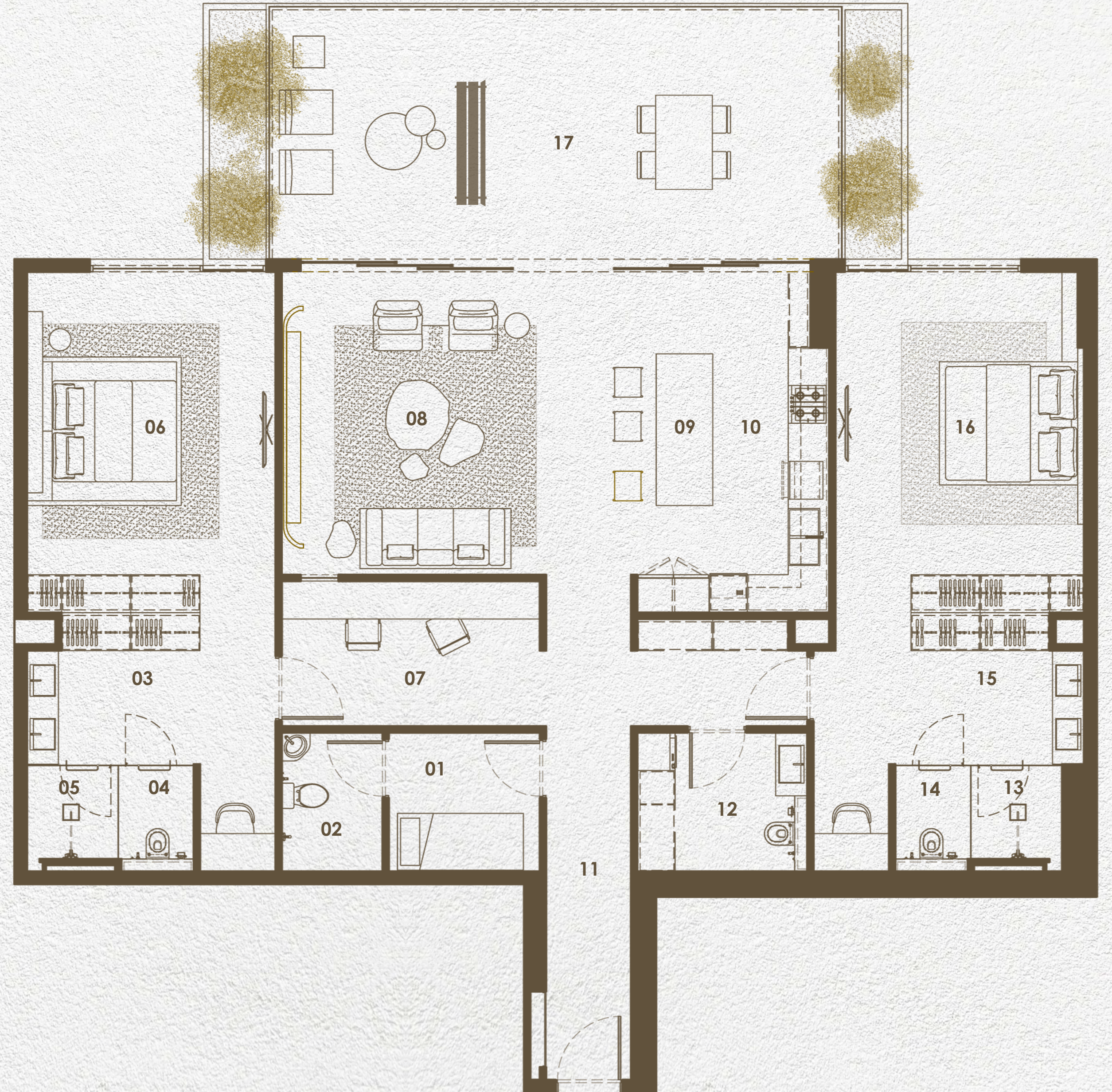


9<sup>TH</sup> - 10<sup>TH</sup> LEVEL



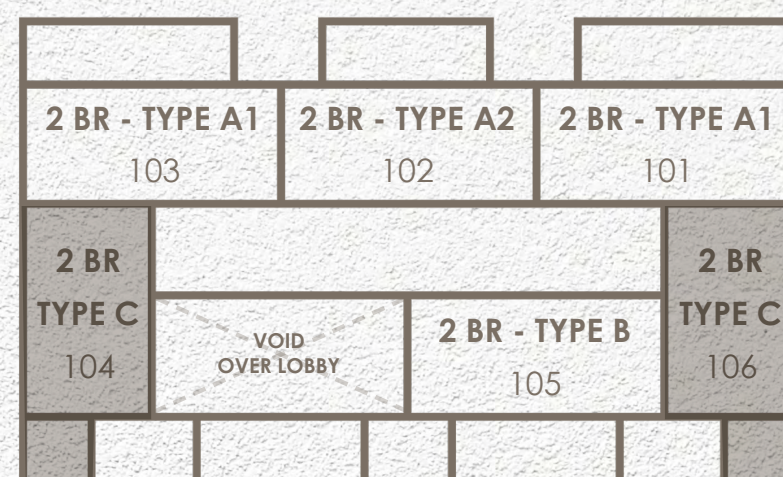
2 BEDROOM - TYPICAL UNIT

01	MAID'S ROOM	10	KITCHEN
02	MAID'S BATHROOM	11	PASSAGE
03	WATER CLOSET	12	POWDER ROOM
04	SHOWER AREA	13	WATER CLOSET
05	WALK-IN CLOSET	14	SHOWER
06	MASTER'S BEDROOM	15	WALK-IN CLOSET
07	STUDY ZONE	16	BEDROOM
08	SEATING AREA	17	BALCONY
09	DINING AREA		

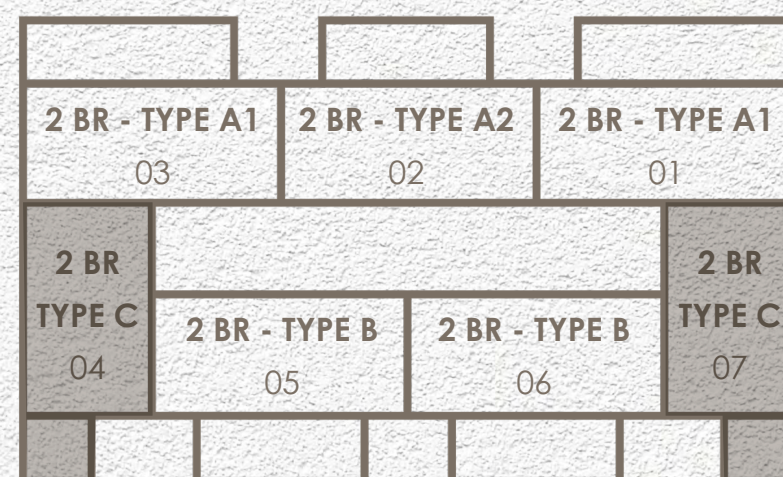




1<sup>ST</sup> LEVEL

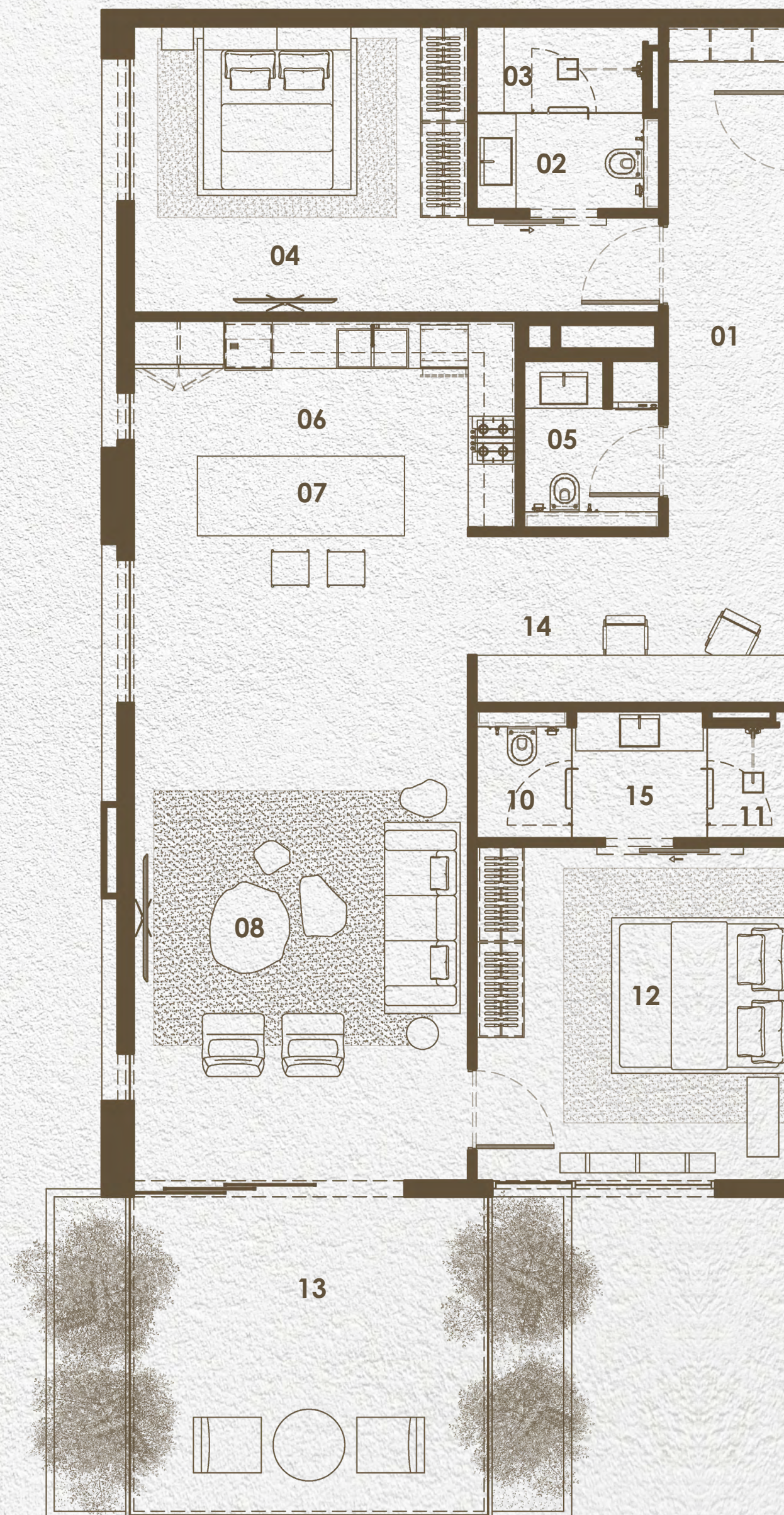


2<sup>ND</sup> - 8<sup>TH</sup> LEVEL

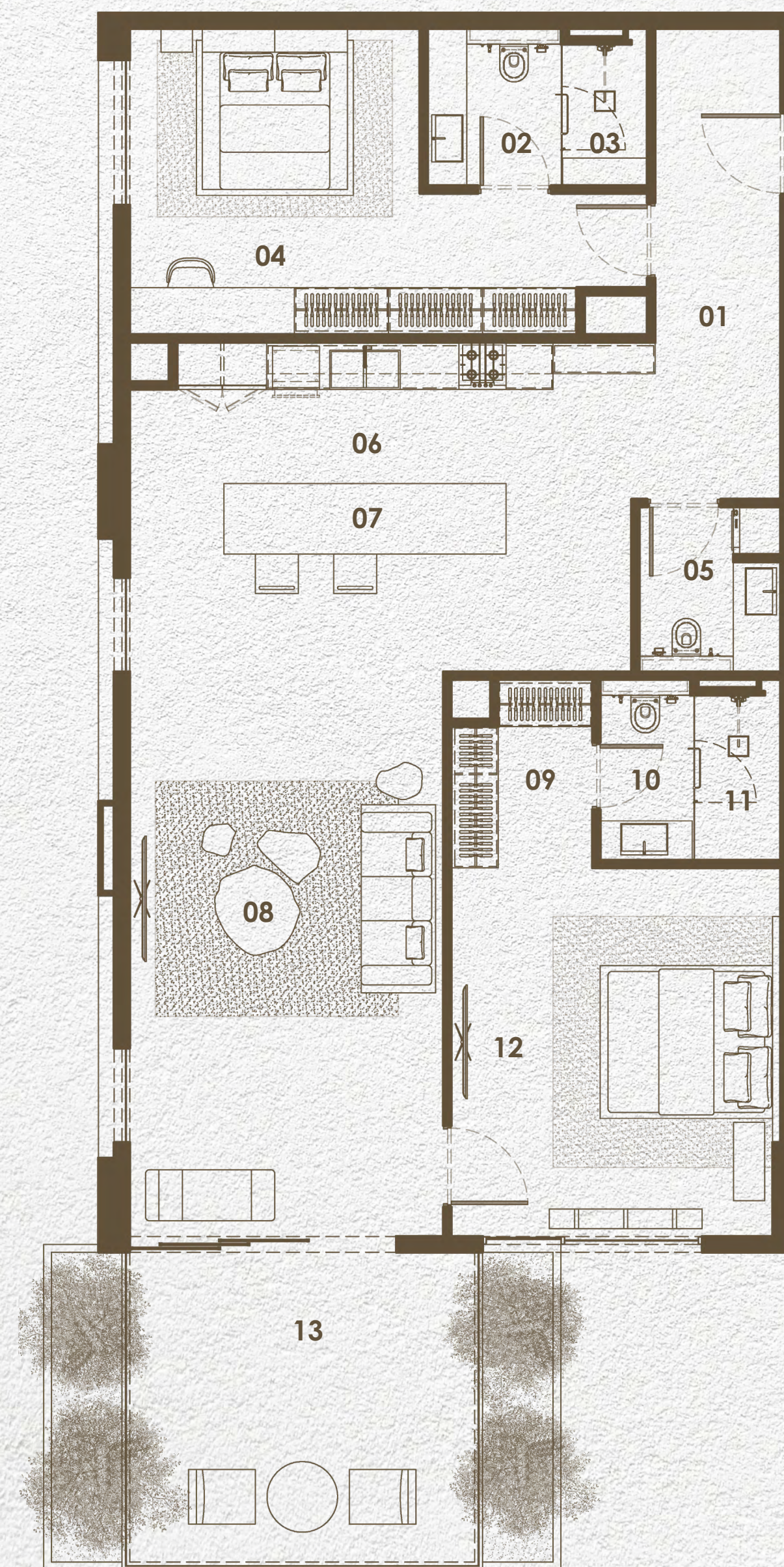


2 BEDROOM   CORNER UNIT			
01	PASSAGE	08	SEATING AREA
02	WASH AREA	09	WALK-IN CLOSET
03	SHOWER AREA	10	WATER CLOSET AREA
04	BEDROOM	11	SHOWER AREA
05	POWDER ROOM	12	MASTER'S BEDROOM
06	SHOW KITCHEN	13	BALCONY
07	DINING AREA	14	STUDY AREA
		15	VANITY COUNTER

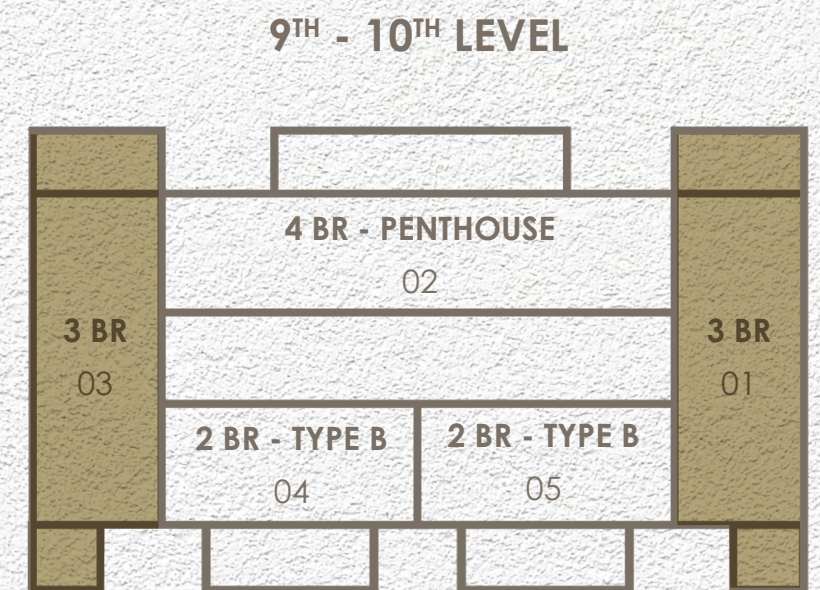
MU 09 & 10



MU 11 & 12







3 BEDROOM UNIT			
01	BALCONY	11	STUDY ZONE
02	SEATING AREA	12	MAID'S ROOM
03	DINING AREA	13	MAID'S BATHROOM
04	KITCHEN	14	SHOWER AREA
05	POWDER ROOM	15	WATER CLOSET AREA
06	PASSAGE	16	BEDROOM - 2
07	LAUNDRY ROOM	17	WATER CLOSET AREA
08	BEDROOM - 1   KIDS ROOM	18	SHOWER AREA
09	WATER CLOSET   WASH AREA	19	MASTER BEDROOM
10	SHOWER AREA	20	BALCONY