

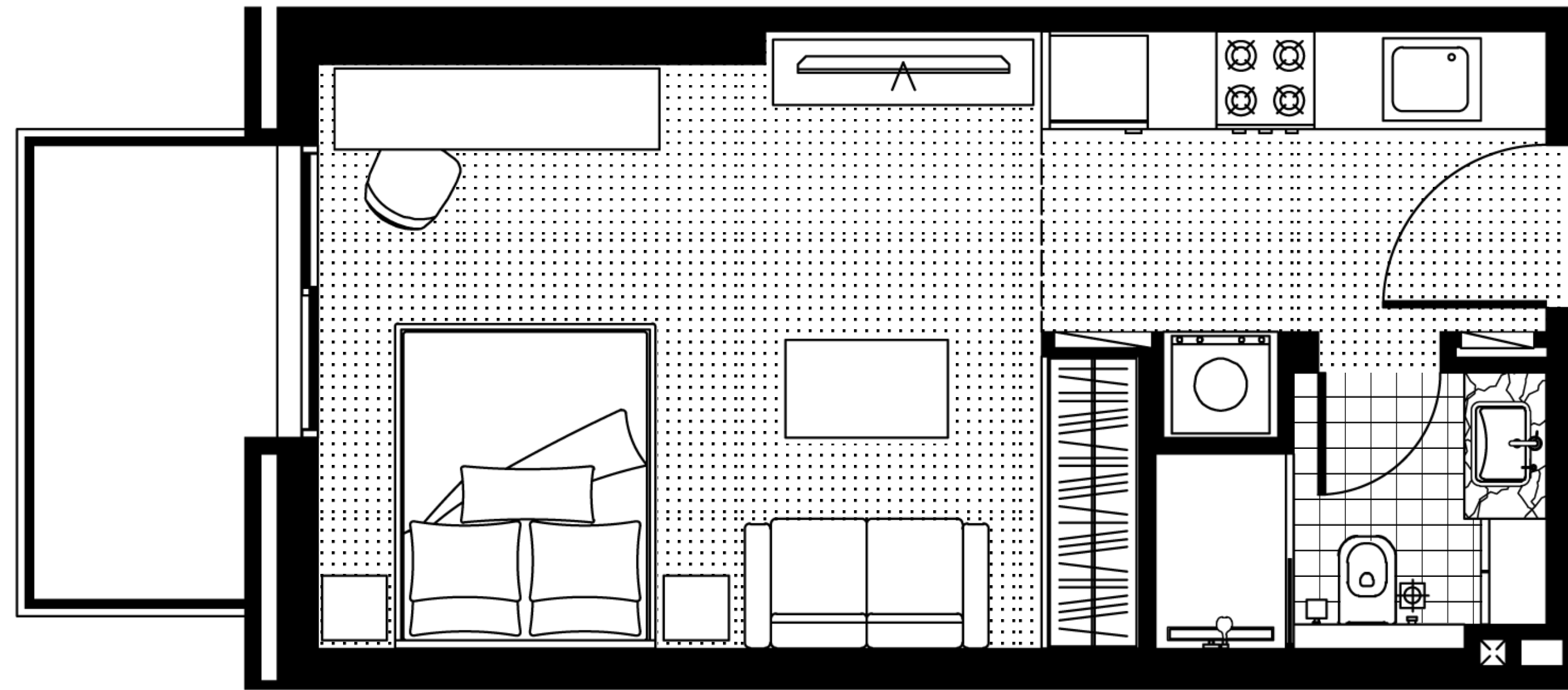
FLOOR PLANS APARTMENTS

BY
FORUM


FH RESIDENCY

FH Residency

STUDIO TYPE A



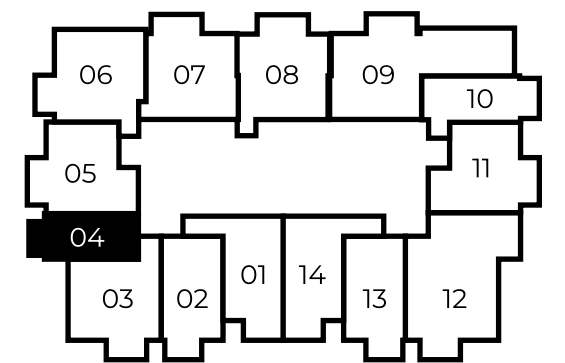
indoor 336 SQ FT 31,2 SQ MT

balcony 52 SQ FT 4,8 SQ MT

total 388 SQ FT 36 SQ MT

Floor 2-11

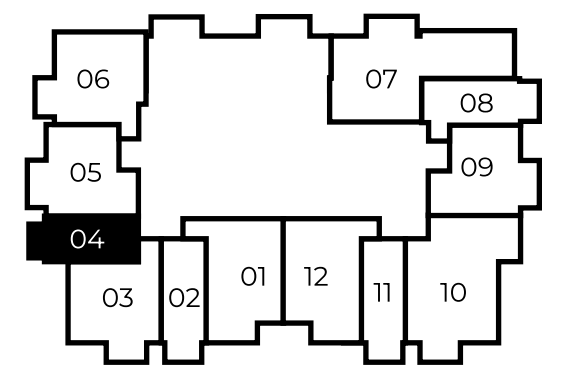
Dubai Marina view



Jumeirah golf estates view

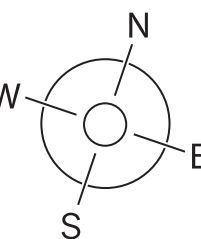
Floor 12

Dubai Marina view



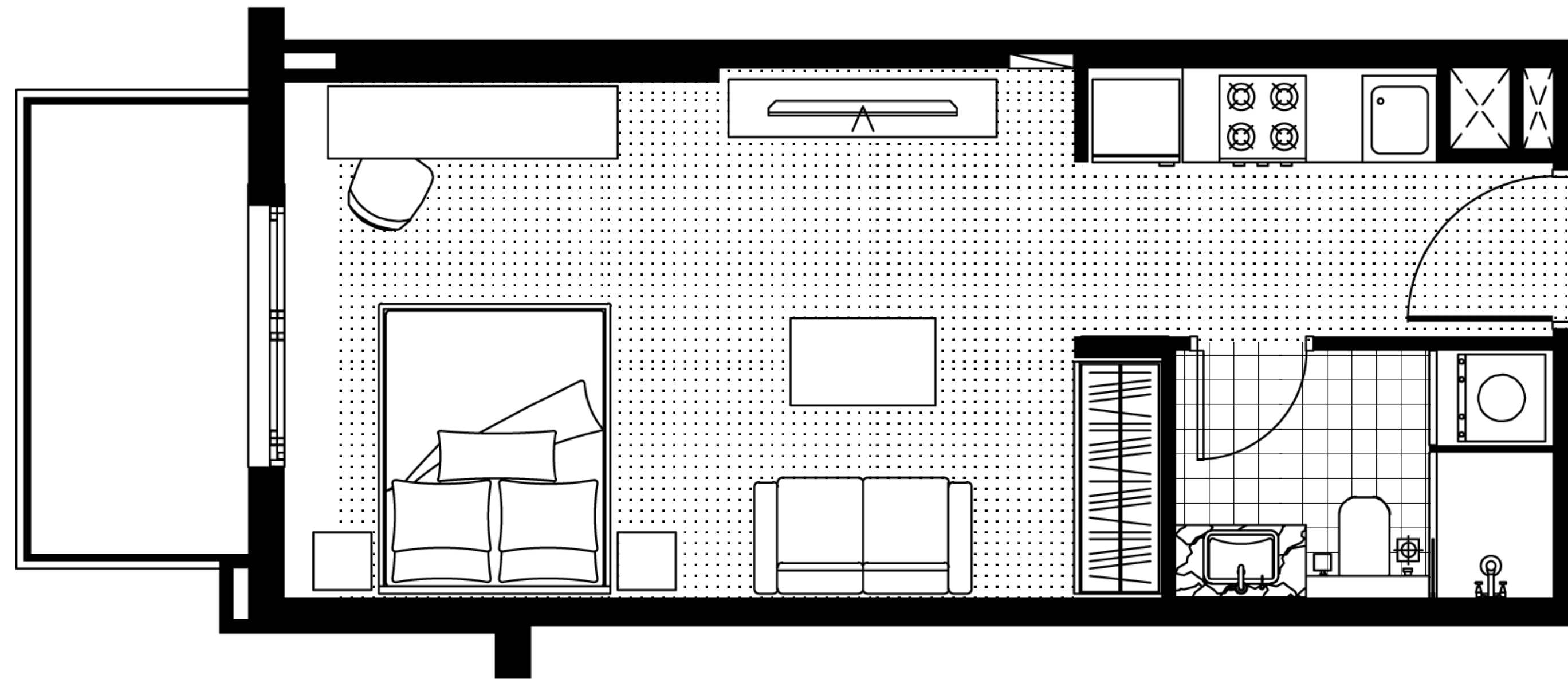
Jumeirah golf estates view

All drawings and dimensions are approximate. Drawings not to scale and are subject to change without notice. The developer reserves the right to make revisions. The units are measured at typical floor in the building and columns may vary in size depending on the floor level. The Furnishings and accessories shown are for representation only. The length and width of the Unit and balcony varies depending on which floor and which orientation the unit is located within the building to comply with the building authority regulations



FH Residency

STUDIO TYPE B



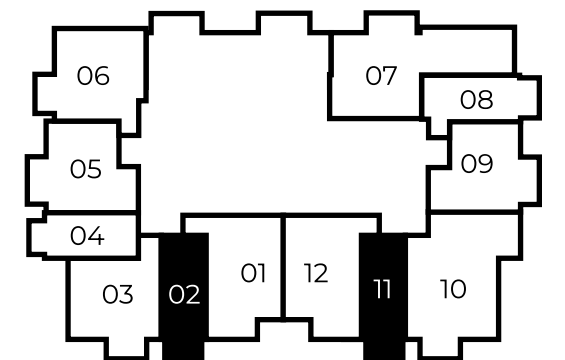
indoor 371 SQ FT 34,5 SQ MT

balcony 56 SQ FT 5,2 SQ MT

total 427 SQ FT 39,7 SQ MT

Floor 12

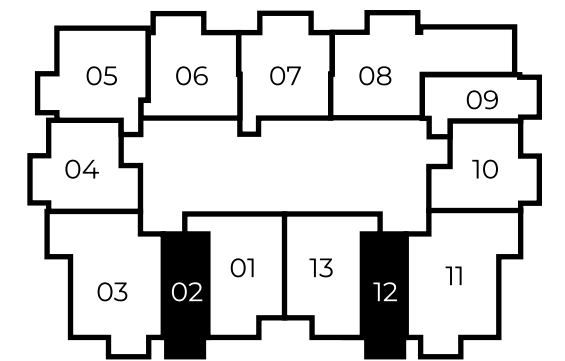
Dubai Marina view



Jumeirah golf estates view

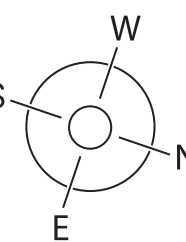
Floor 13-22

Dubai Marina view



Jumeirah golf estates view

All drawings and dimensions are approximate. Drawings not to scale and are subject to change without notice. The developer reserves the right to make revisions. The units are measured at typical floor in the building and columns may vary in size depending on the floor level. The Furnishings and accessories shown are for representation only. The length and width of the Unit and balcony varies depending on which floor and which orientation the unit is located within the building to comply with the building authority regulations



FH Residency

STUDIO TYPE C



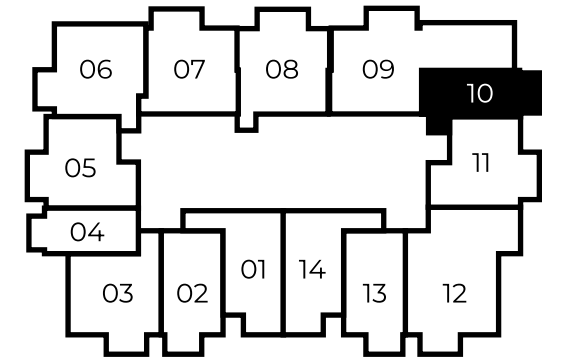
indoor 373 SQ FT 34,7 SQ MT

balcony 60 SQ FT 5,6 SQ MT

total 433 SQ FT 40,3 SQ MT

Floor 2-11

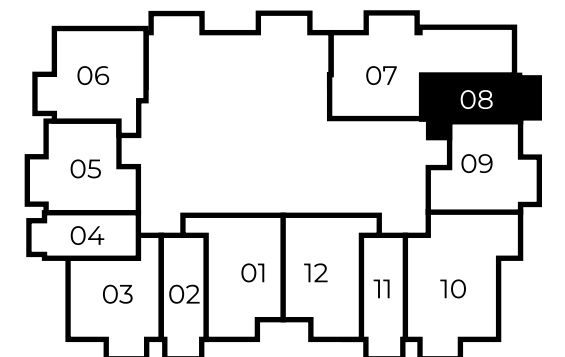
Dubai Marina view



Jumeirah golf estates view

Floor 12

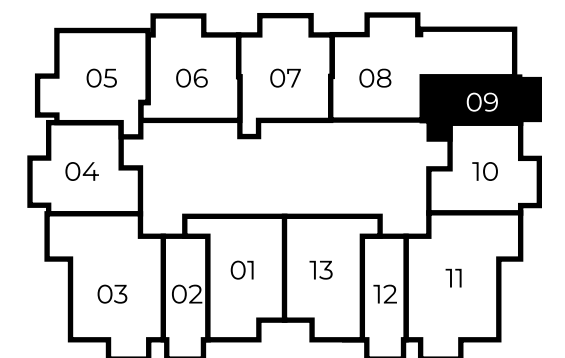
Dubai Marina view



Jumeirah golf estates view

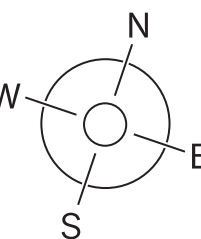
Floor 13-22

Dubai Marina view



Jumeirah golf estates view

All drawings and dimensions are approximate. Drawings not to scale and are subject to change without notice. The developer reserves the right to make revisions. The units are measured at typical floor in the building and columns may vary in size depending on the floor level. The Furnishings and accessories shown are for representation only. The length and width of the Unit and balcony varies depending on which floor and which orientation the unit is located within the building to comply with the building authority regulations



FH Residency

ONE BEDROOM SMART TYPE A



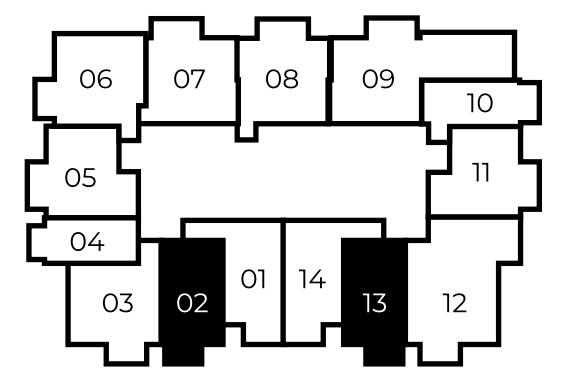
indoor 511 SQ FT 47,5 SQ MT

balcony 57 SQ FT 5,3 SQ MT

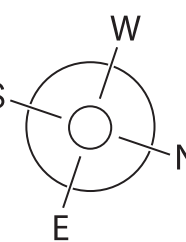
total 568 SQ FT 52,8 SQ MT

Floor 2-11

Dubai Marina view



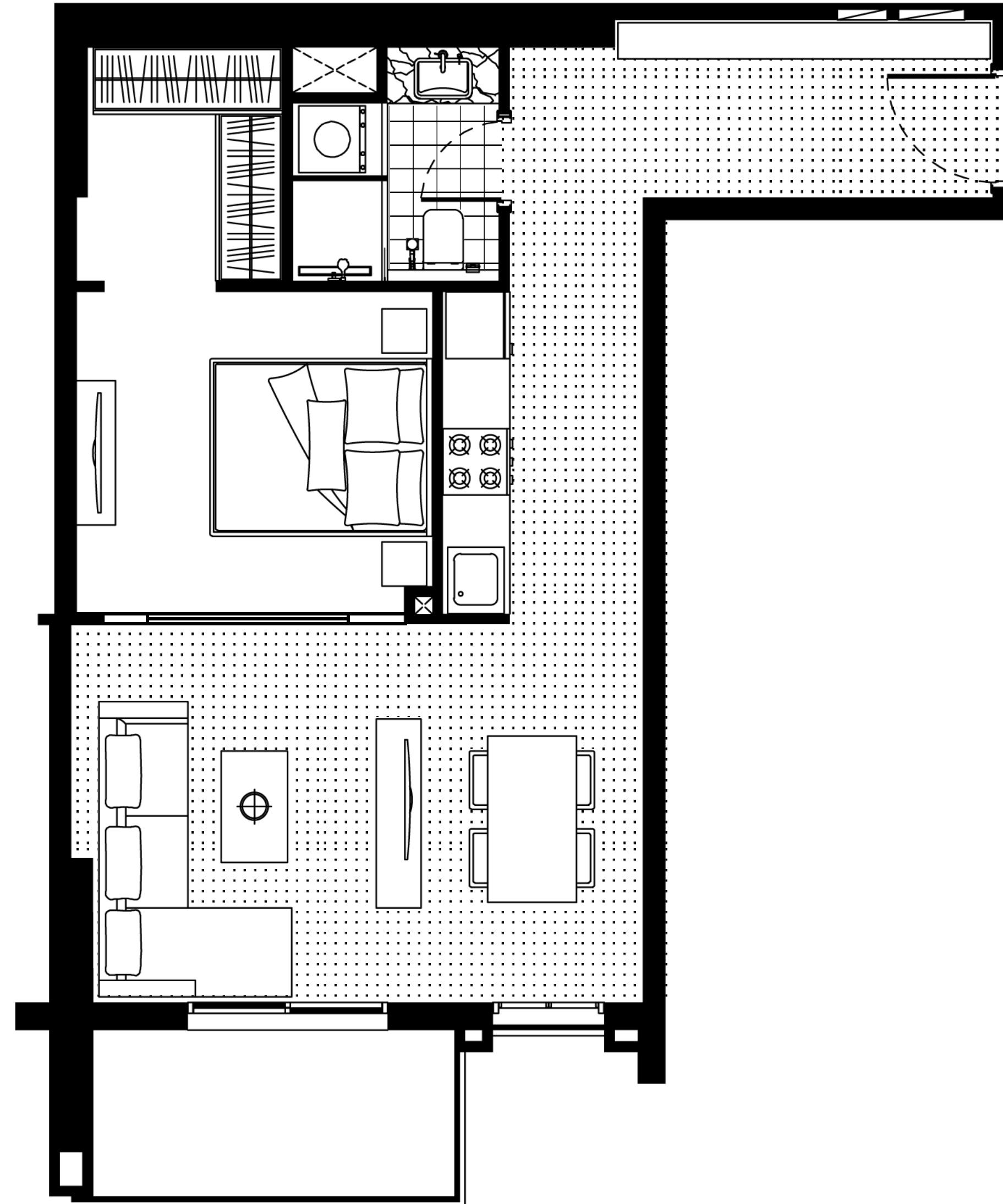
Jumeirah golf estates view



All drawings and dimensions are approximate. Drawings not to scale and are subject to change without notice. The developer reserves the right to make revisions. The units are measured at typical floor in the building and columns may vary in size depending on the floor level. The Furnishings and accessories shown are for representation only. The length and width of the Unit and balcony varies depending on which floor and which orientation the unit is located within the building to comply with the building authority regulations

FH Residency

ONE BEDROOM SMART TYPE B



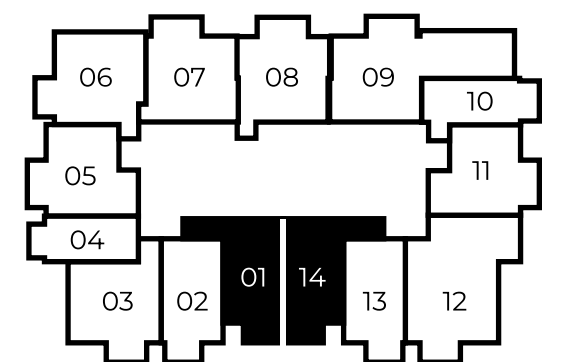
indoor 567 SQ FT 52,7 SQ MT

balcony 60 SQ FT 5,6 SQ MT

total 627 SQ FT 58,3 SQ MT

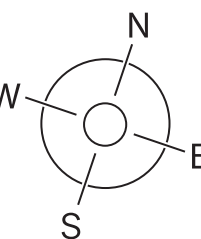
Floor 2-11

Dubai Marina view



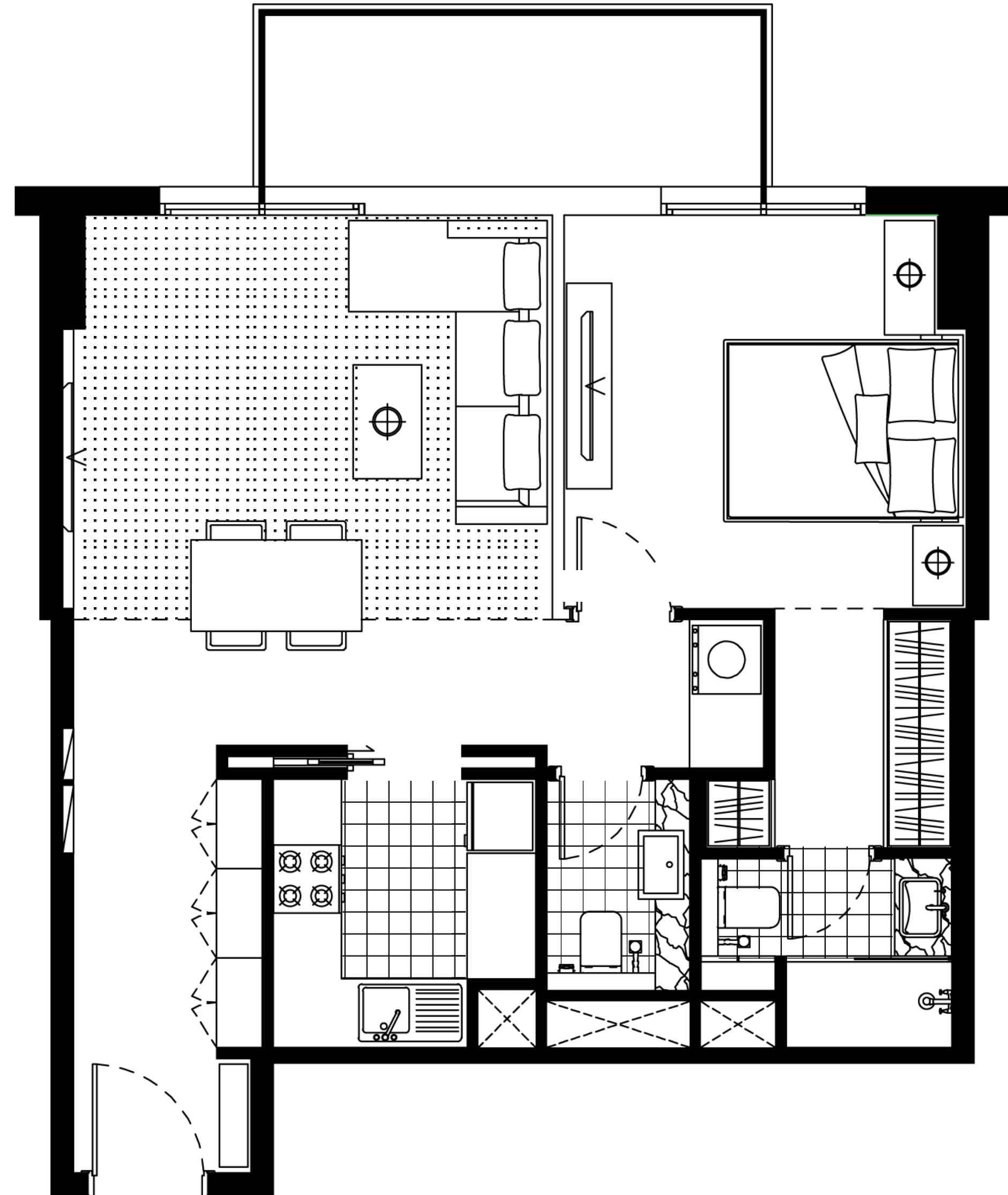
Jumeirah golf estates view

All drawings and dimensions are approximate. Drawings not to scale and are subject to change without notice. The developer reserves the right to make revisions. The units are measured at typical floor in the building and columns may vary in size depending on the floor level. The Furnishings and accessories shown are for representation only. The length and width of the Unit and balcony varies depending on which floor and which orientation the unit is located within the building to comply with the building authority regulations



FH Residency

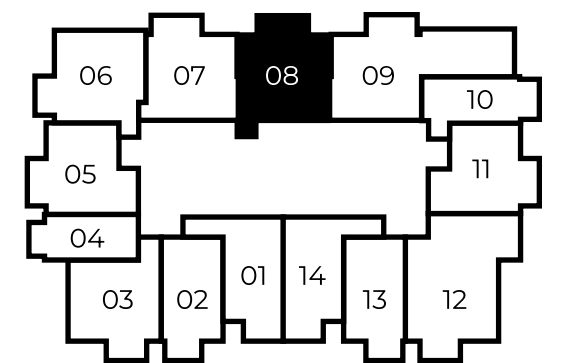
ONE BEDROOM TYPE A



indoor	662 SQ FT	61,5 SQ MT
balcony	77 SQ FT	7,2 SQ MT
<hr/>		
total	739 SQ FT	68,7 SQ MT

Floor 2-11

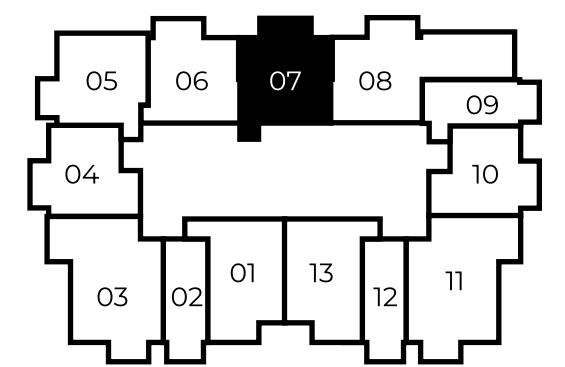
Dubai Marina view



Jumeirah golf estates view

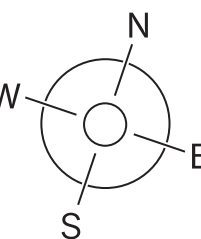
Floor 13-22

Dubai Marina view



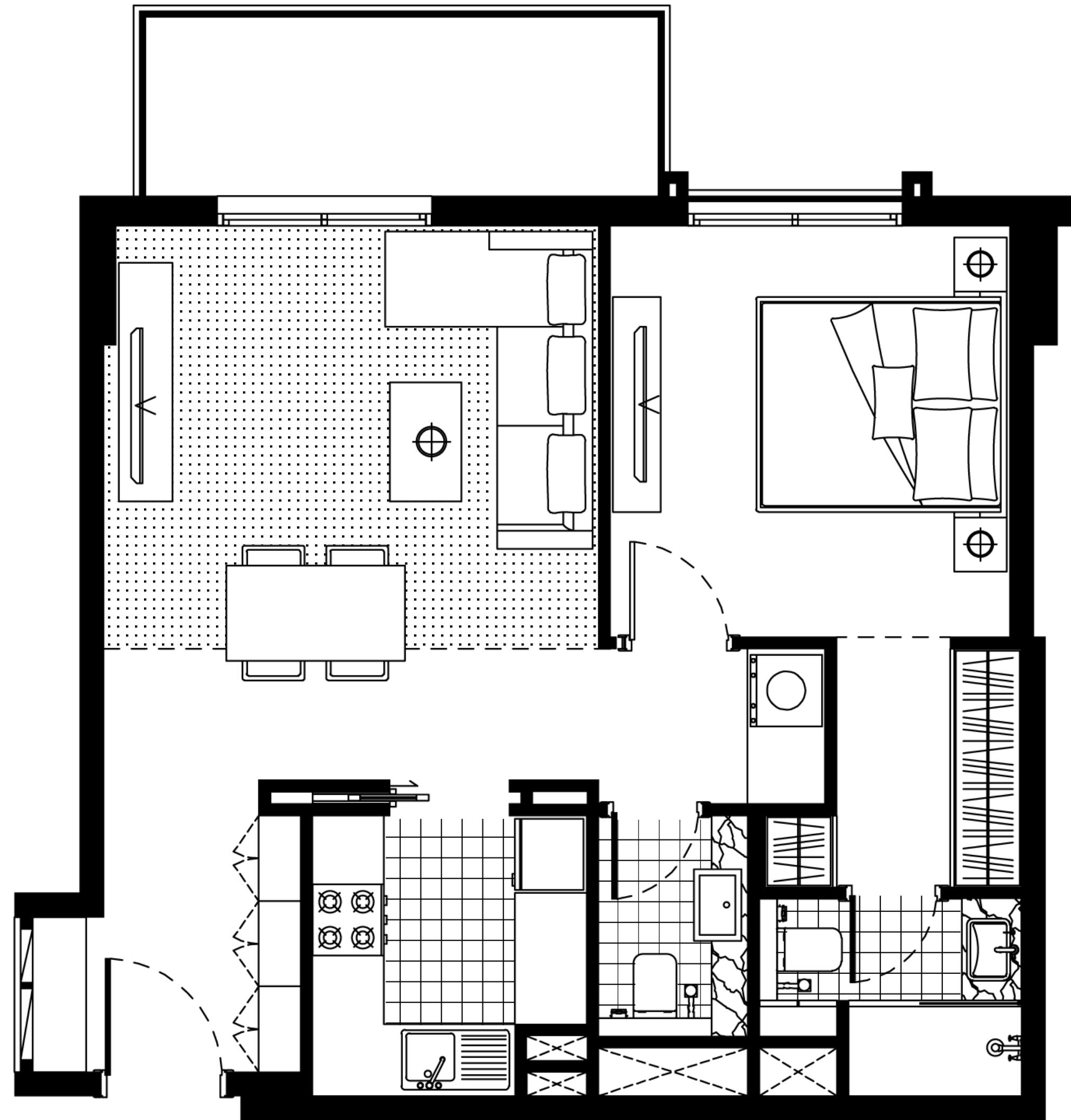
Jumeirah golf estates view

All drawings and dimensions are approximate. Drawings not to scale and are subject to change without notice. The developer reserves the right to make revisions. The units are measured at typical floor in the building and columns may vary in size depending on the floor level. The Furnishings and accessories shown are for representation only. The length and width of the Unit and balcony varies depending on which floor and which orientation the unit is located within the building to comply with the building authority regulations



FH Residency

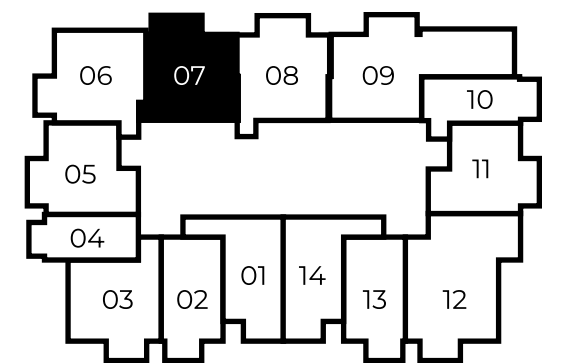
ONE BEDROOM TYPE B



indoor	637 SQ FT	59,2 SQ MT
balcony	77 SQ FT	7,2 SQ MT
total	714 SQ FT	66,4 SQ MT

Floor 2-11

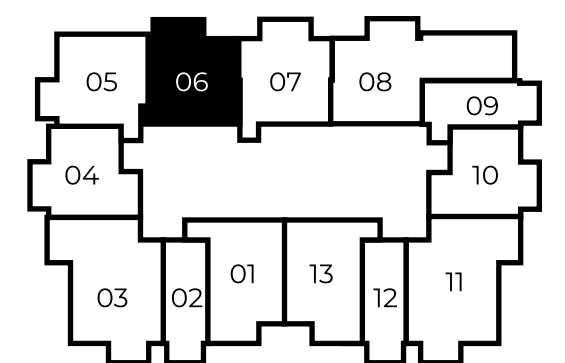
Dubai Marina view



Jumeirah golf estates view

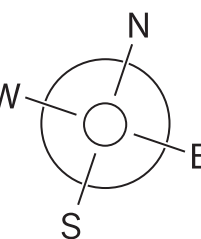
Floor 13-22

Dubai Marina view



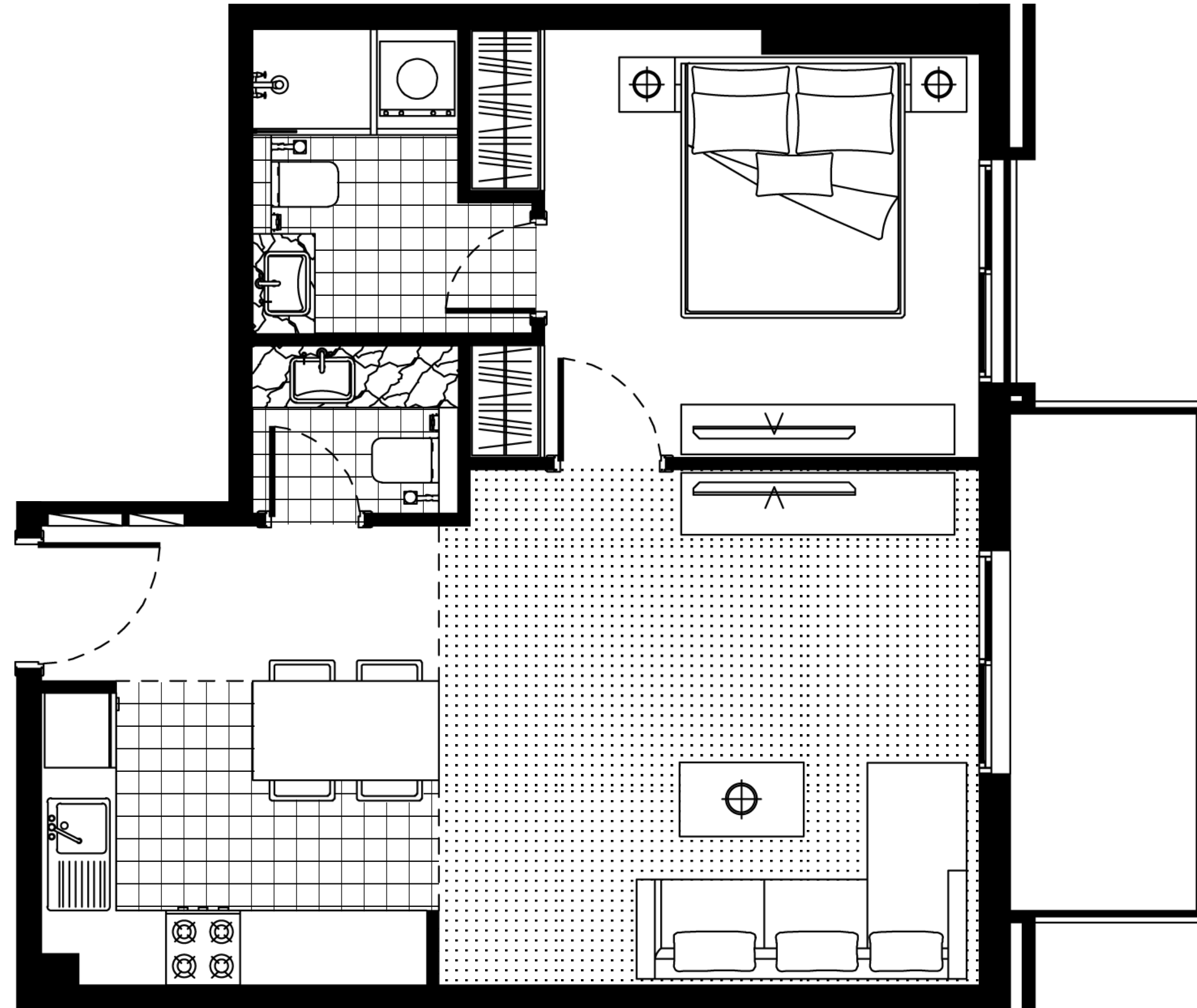
Jumeirah golf estates view

All drawings and dimensions are approximate. Drawings not to scale and are subject to change without notice. The developer reserves the right to make revisions. The units are measured at typical floor in the building and columns may vary in size depending on the floor level. The Furnishings and accessories shown are for representation only. The length and width of the Unit and balcony varies depending on which floor and which orientation the unit is located within the building to comply with the building authority regulations



FH Residency

ONE BEDROOM TYPE C



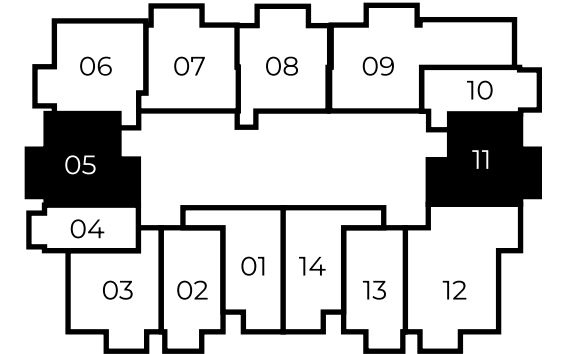
indoor 597 SQ FT 55,5 SQ MT

balcony 72 SQ FT 6,7 SQ MT

total 669 SQ FT 62,2 SQ MT

Floor 2-11

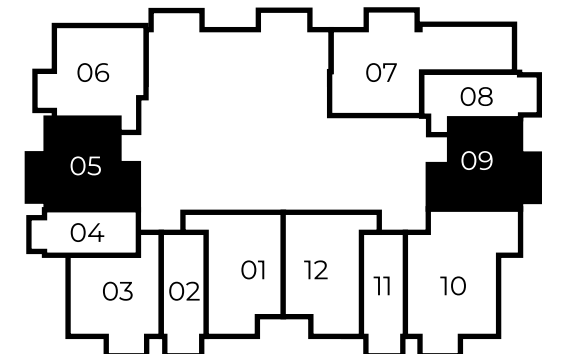
Dubai Marina view



Jumeirah golf estates view

Floor 12

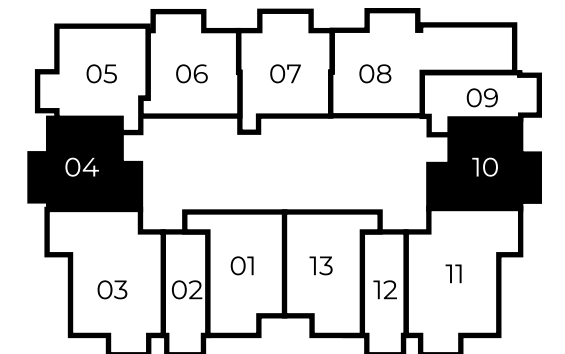
Dubai Marina view



Jumeirah golf estates view

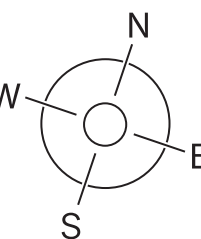
Floor 13-22

Dubai Marina view



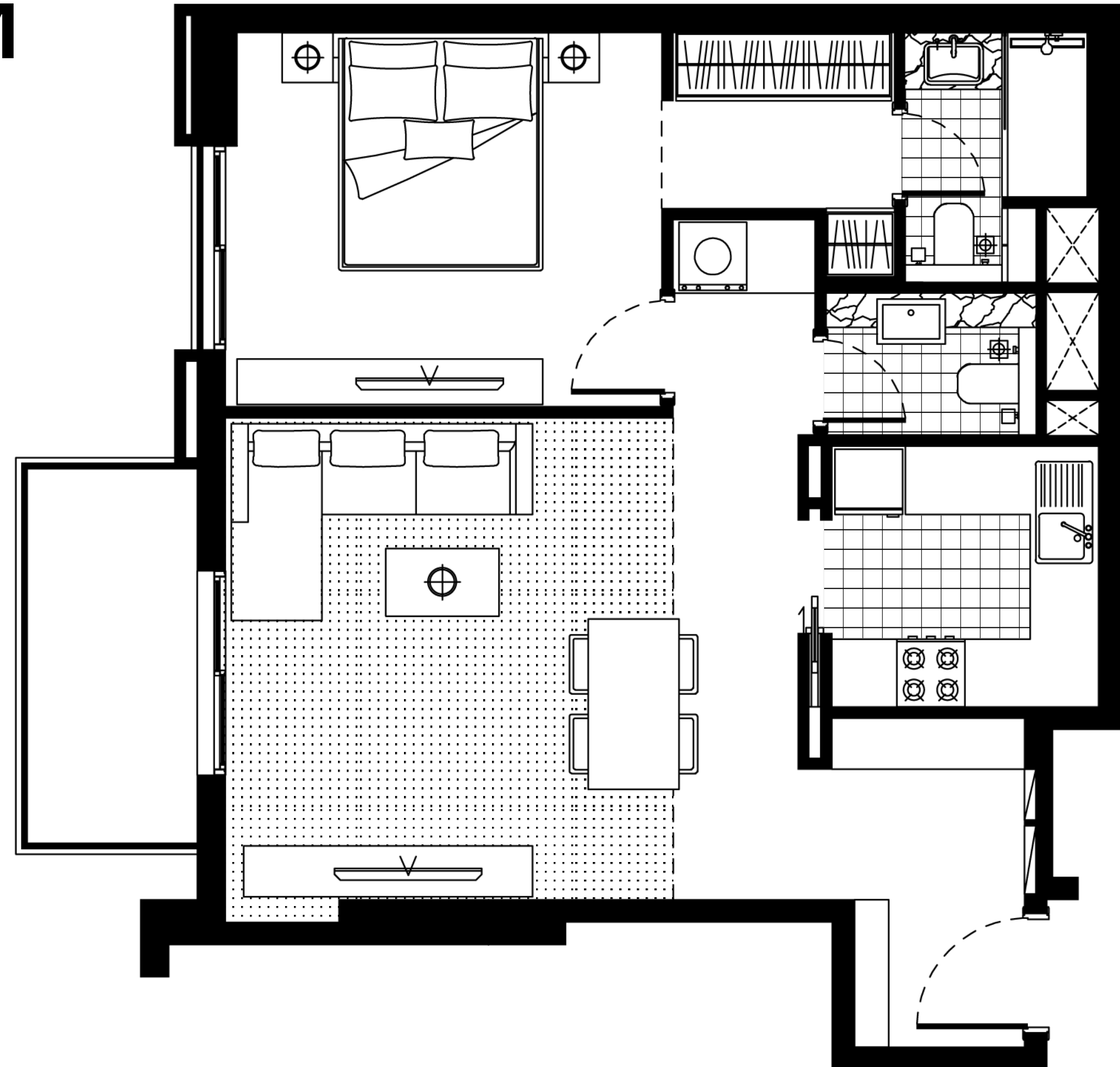
Jumeirah golf estates view

All drawings and dimensions are approximate. Drawings not to scale and are subject to change without notice. The developer reserves the right to make revisions. The units are measured at typical floor in the building and columns may vary in size depending on the floor level. The Furnishings and accessories shown are for representation only. The length and width of the Unit and balcony varies depending on which floor and which orientation the unit is located within the building to comply with the building authority regulations



FH Residency

ONE BEDROOM TYPE D



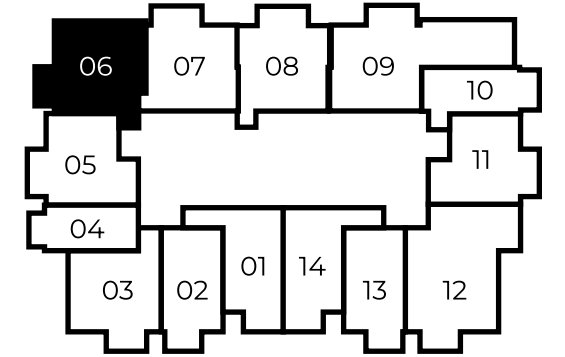
indoor 696 SQ FT 64,7 SQ MT

balcony 60 SQ FT 5,6 SQ MT

total 756 SQ FT 70,3 SQ MT

Floor 2-11

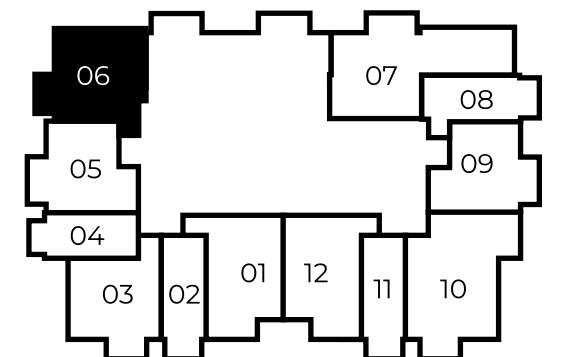
Dubai Marina view



Jumeirah golf estates view

Floor 12

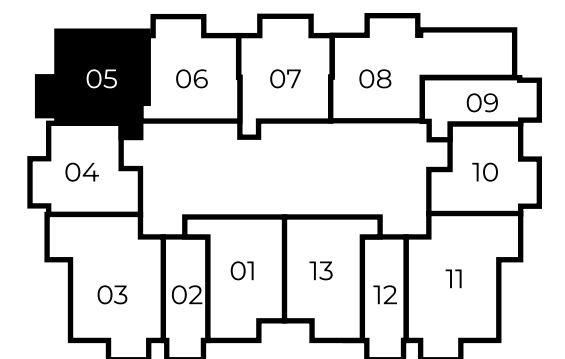
Dubai Marina view



Jumeirah golf estates view

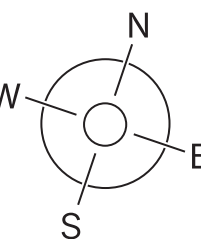
Floor 13-22

Dubai Marina view



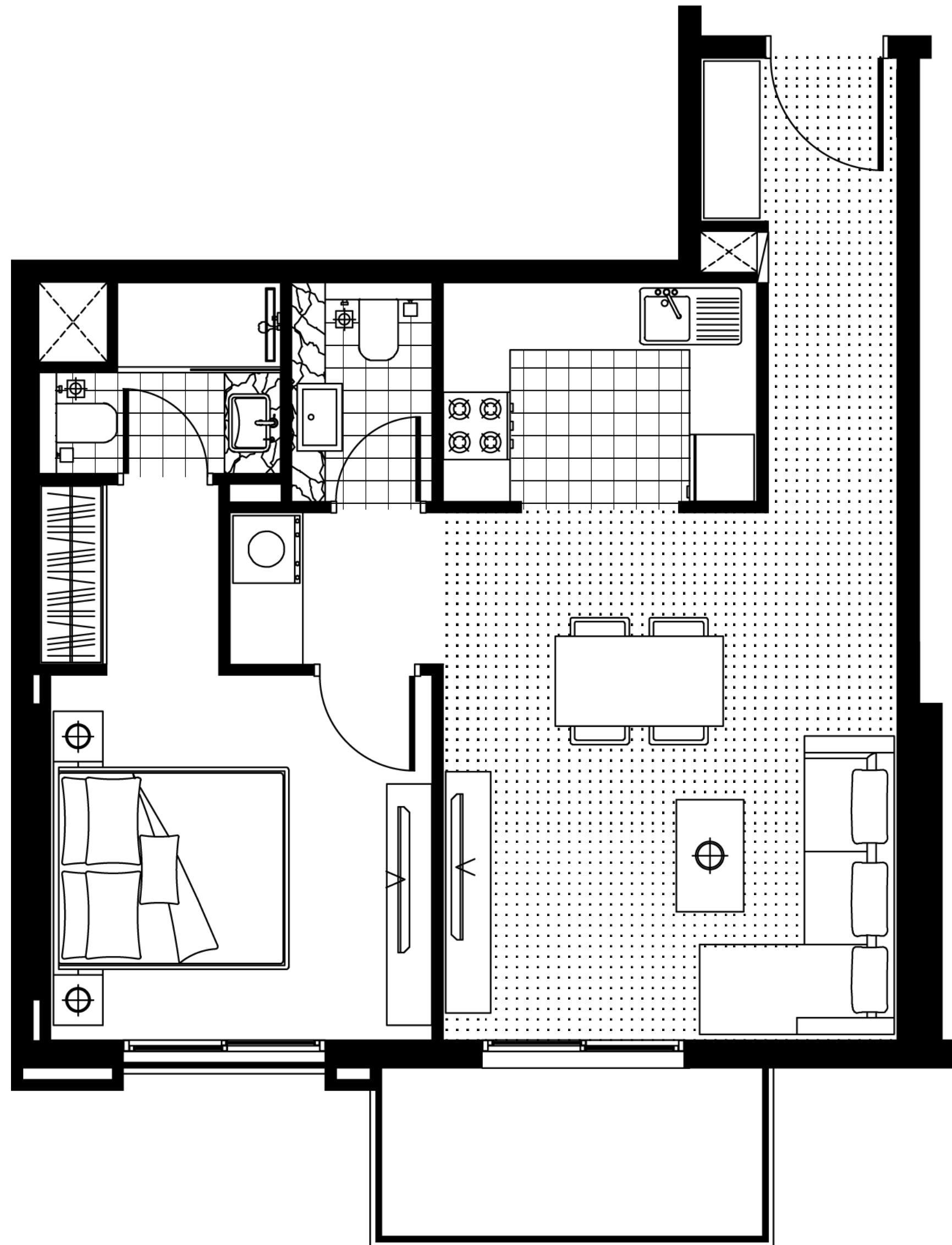
Jumeirah golf estates view

All drawings and dimensions are approximate. Drawings not to scale and are subject to change without notice. The developer reserves the right to make revisions. The units are measured at typical floor in the building and columns may vary in size depending on the floor level. The Furnishings and accessories shown are for representation only. The length and width of the Unit and balcony varies depending on which floor and which orientation the unit is located within the building to comply with the building authority regulations



FH Residency

ONE BEDROOM TYPE E



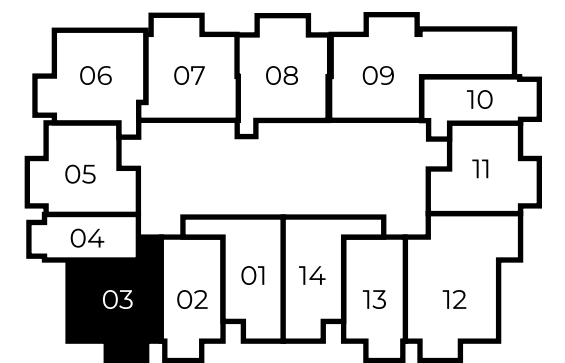
indoor 645 SQ FT 60 SQ MT

balcony 61 SQ FT 5,7 SQ MT

total 706 SQ FT 65,7 SQ MT

Floor 2-11

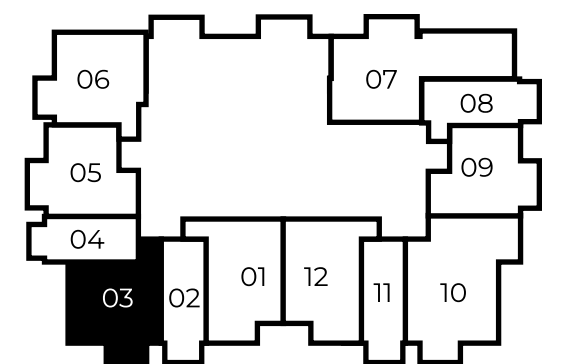
Dubai Marina view



Jumeirah golf estates view

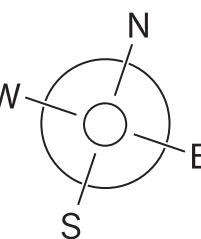
Floor 12

Dubai Marina view



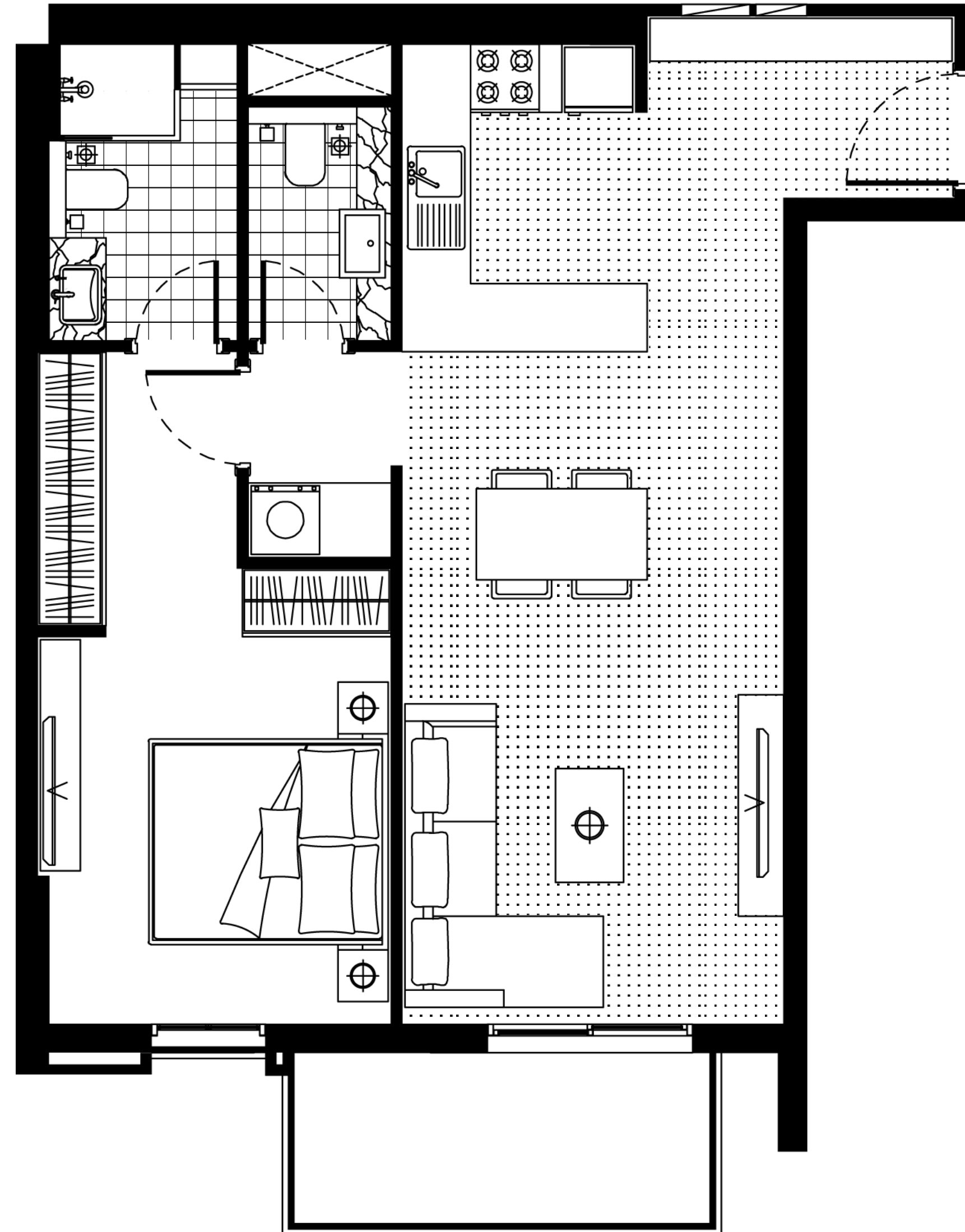
Jumeirah golf estates view

All drawings and dimensions are approximate. Drawings not to scale and are subject to change without notice. The developer reserves the right to make revisions. The units are measured at typical floor in the building and columns may vary in size depending on the floor level. The Furnishings and accessories shown are for representation only. The length and width of the Unit and balcony varies depending on which floor and which orientation the unit is located within the building to comply with the building authority regulations



FH Residency

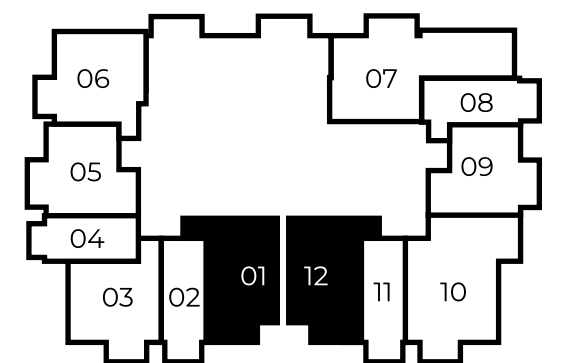
ONE BEDROOM TYPE F



indoor	673 SQ FT	62,5 SQ MT
balcony	66 SQ FT	6,1 SQ MT
total	739 SQ FT	68,6 SQ MT

Floor 12

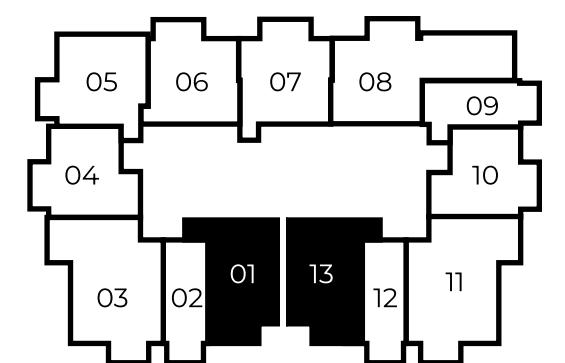
Dubai Marina view



Jumeirah golf estates view

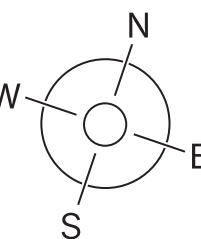
Floor 13-22

Dubai Marina view



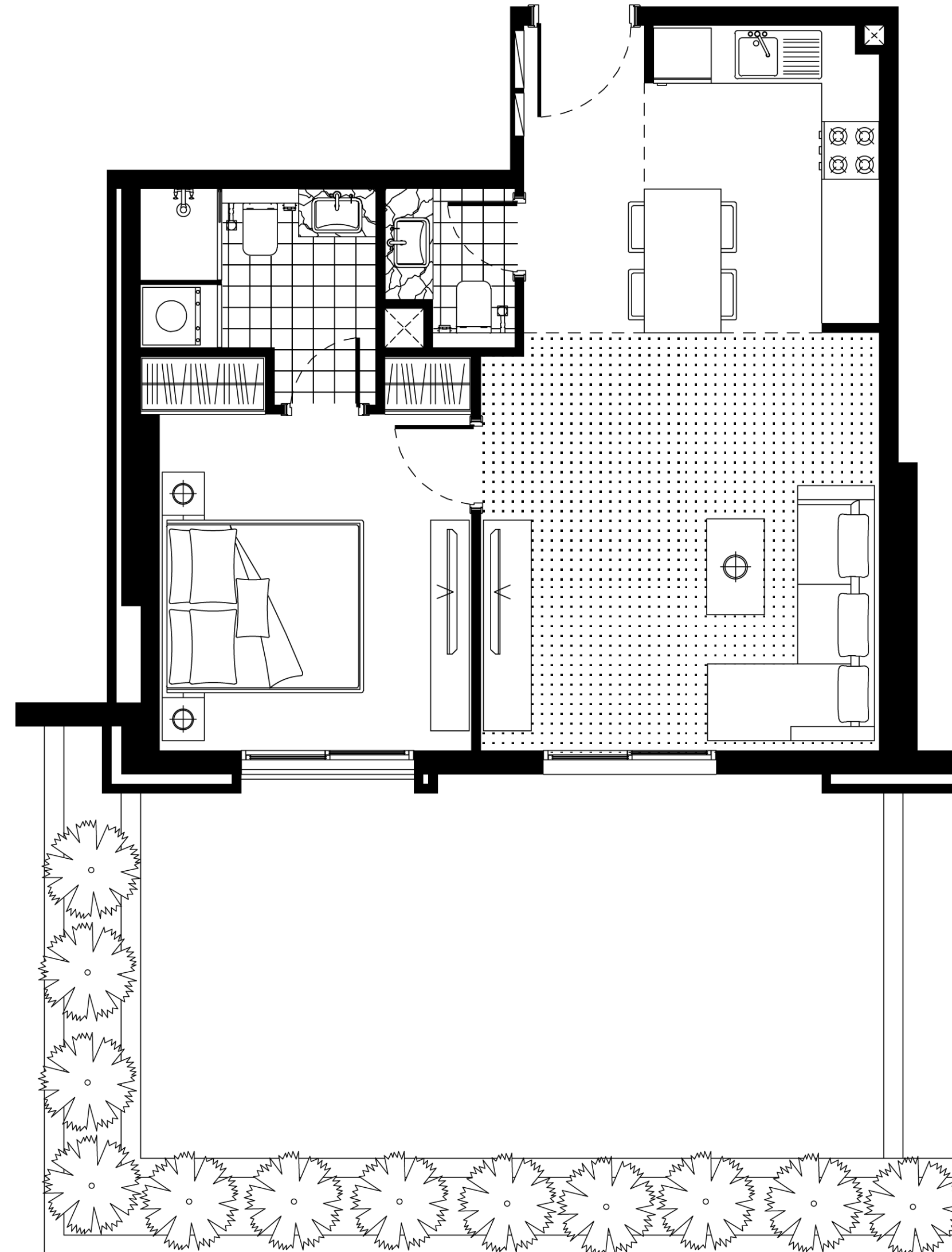
Jumeirah golf estates view

All drawings and dimensions are approximate. Drawings not to scale and are subject to change without notice. The developer reserves the right to make revisions. The units are measured at typical floor in the building and columns may vary in size depending on the floor level. The Furnishings and accessories shown are for representation only. The length and width of the Unit and balcony varies depending on which floor and which orientation the unit is located within the building to comply with the building authority regulations

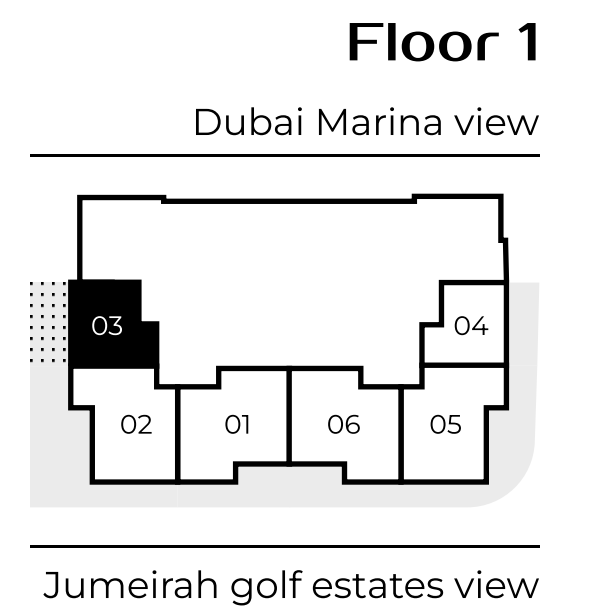


FH Residency

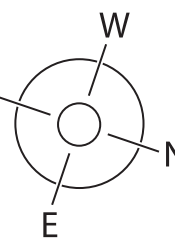
ONE BEDROOM GARDEN HOUSE A



indoor	594 SQ FT	55,2 SQ MT
garden	350 SQ FT	32,5 SQ MT
total	944 SQ FT	87,7 SQ MT



All drawings and dimensions are approximate. Drawings not to scale and are subject to change without notice. The developer reserves the right to make revisions. The units are measured at typical floor in the building and columns may vary in size depending on the floor level. The Furnishings and accessories shown are for representation only. The length and width of the Unit and balcony varies depending on which floor and which orientation the unit is located within the building to comply with the building authority regulations



FH Residency

ONE BEDROOM GARDEN HOUSE B

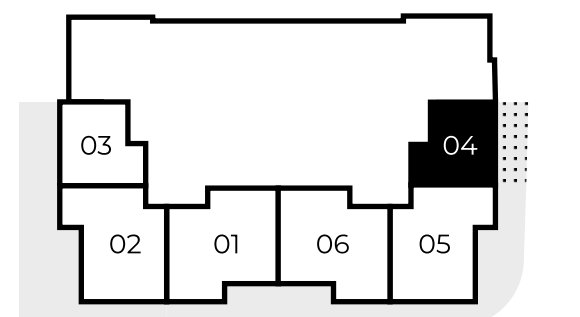


indoor 592 SQ FT 55,5 SQ MT

garden 258 SQ FT 24 SQ MT

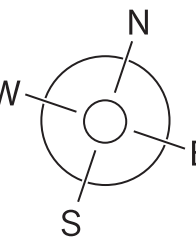
total 850 SQ FT 79,5 SQ MT

Floor 1
Dubai Marina view



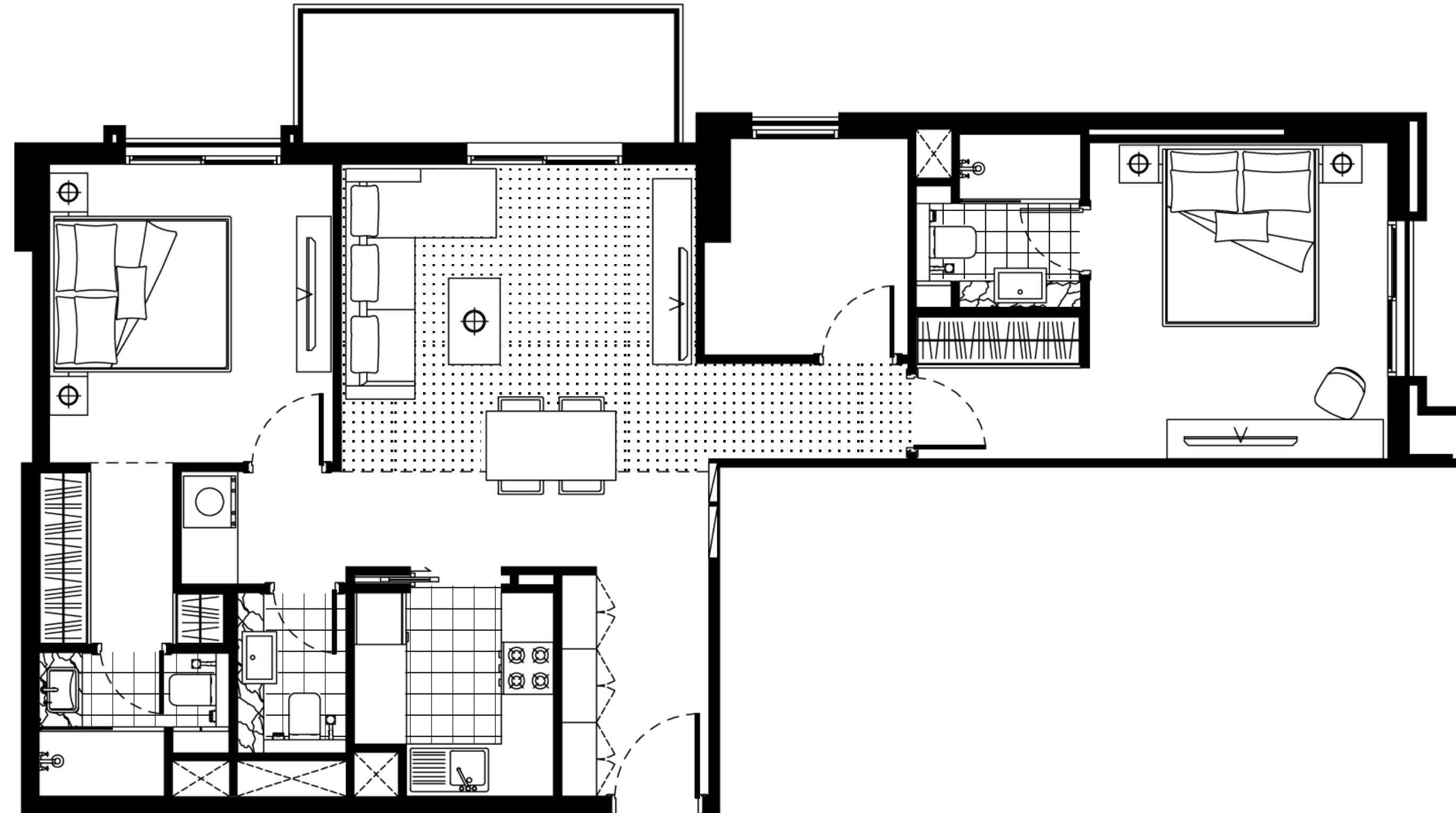
Jumeirah golf estates view

All drawings and dimensions are approximate. Drawings not to scale and are subject to change without notice. The developer reserves the right to make revisions. The units are measured at typical floor in the building and columns may vary in size depending on the floor level. The Furnishings and accessories shown are for representation only. The length and width of the Unit and balcony varies depending on which floor and which orientation the unit is located within the building to comply with the building authority regulations



FH Residency

TWO BEDROOM TYPE A



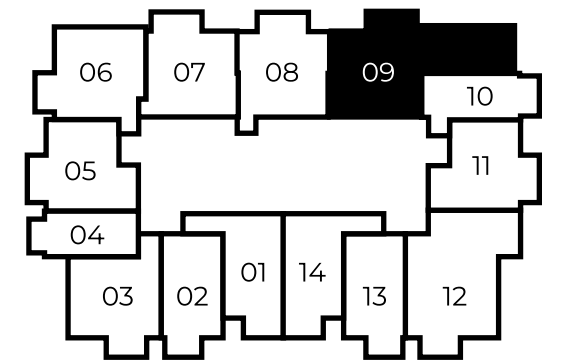
indoor 983 SQ FT 91,3 SQ MT

balcony 77 SQ FT 7,2 SQ MT

total 1060 SQ FT 98,5 SQ MT

Floor 2-11

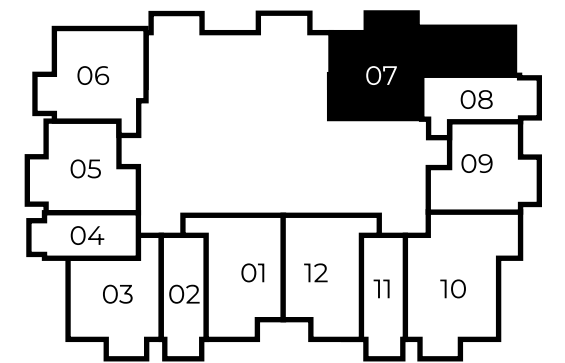
Dubai Marina view



Jumeirah golf estates view

Floor 12

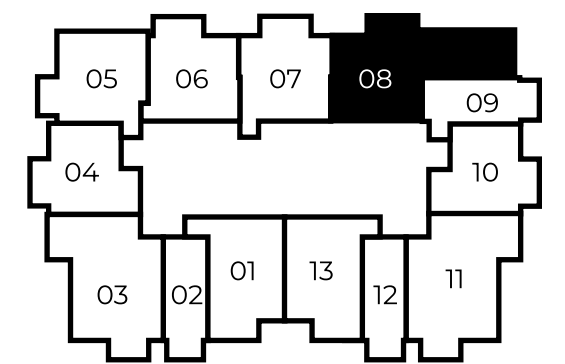
Dubai Marina view



Jumeirah golf estates view

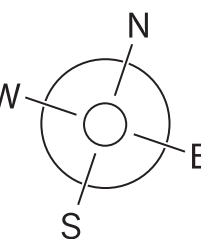
Floor 13-22

Dubai Marina view



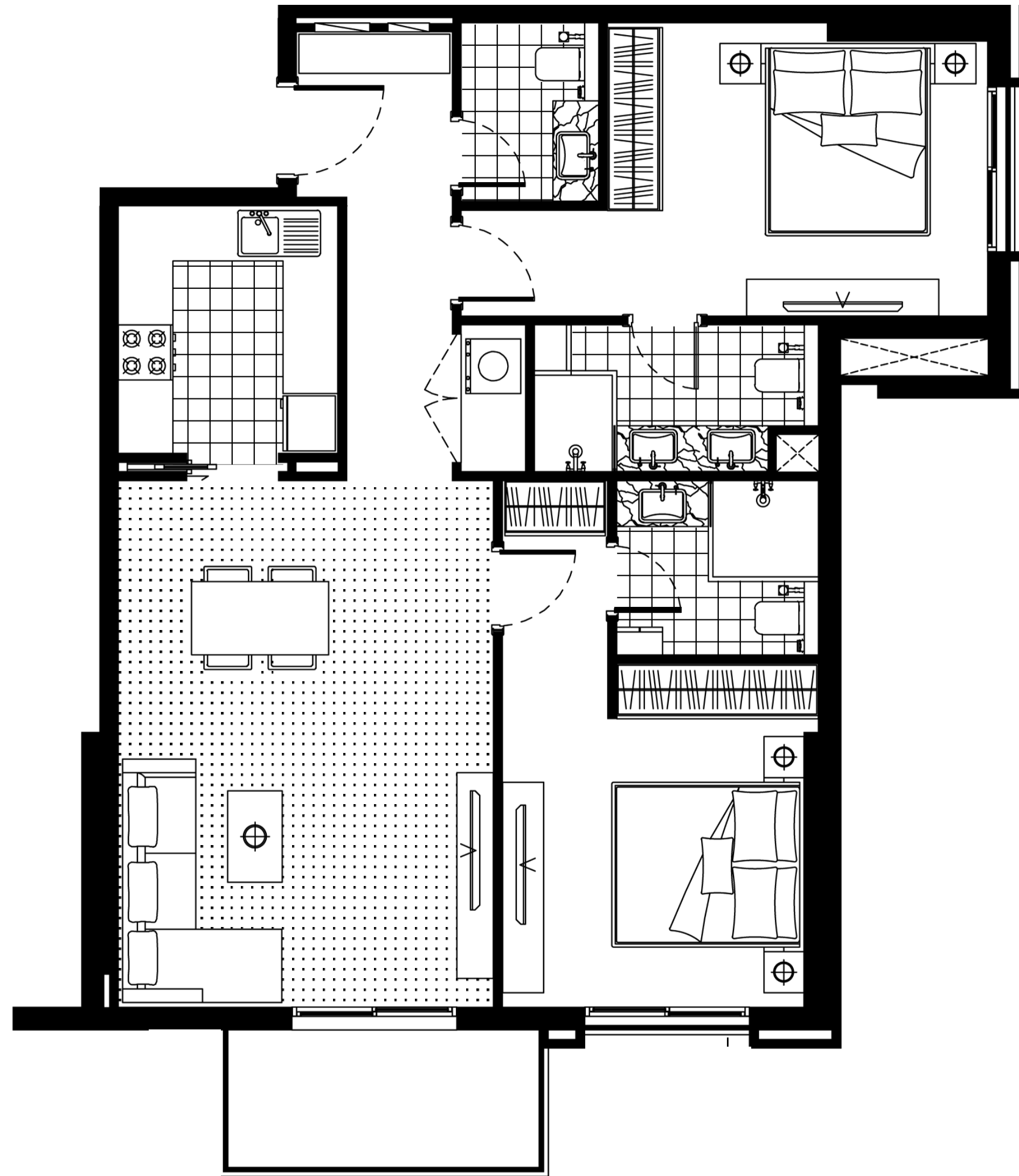
Jumeirah golf estates view

All drawings and dimensions are approximate. Drawings not to scale and are subject to change without notice. The developer reserves the right to make revisions. The units are measured at typical floor in the building and columns may vary in size depending on the floor level. The Furnishings and accessories shown are for representation only. The length and width of the Unit and balcony varies depending on which floor and which orientation the unit is located within the building to comply with the building authority regulations



FH Residency

TWO BEDROOM TYPE B



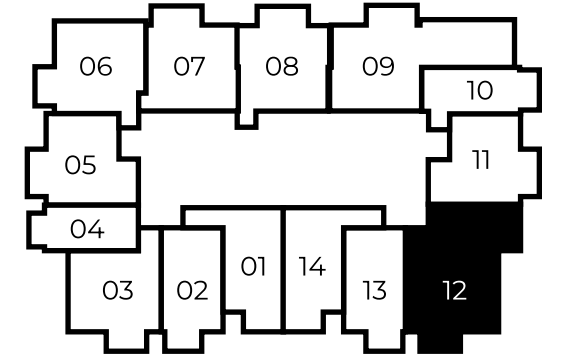
indoor 979 SQ FT 91 SQ MT

balcony 61 SQ FT 5,7 SQ MT

total 1040 SQ FT 96,7 SQ MT

Floor 2-11

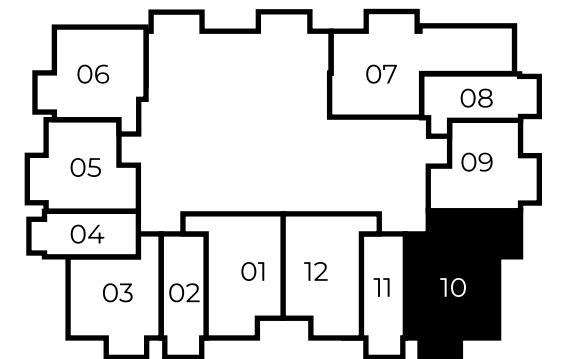
Dubai Marina view



Jumeirah golf estates view

Floor 12

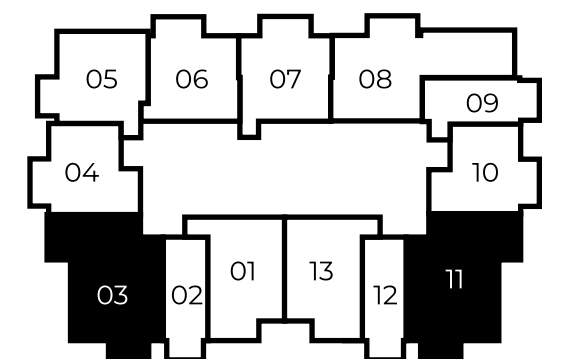
Dubai Marina view



Jumeirah golf estates view

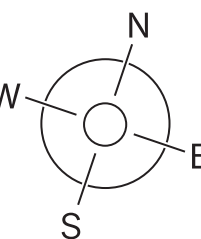
Floor 13-22

Dubai Marina view



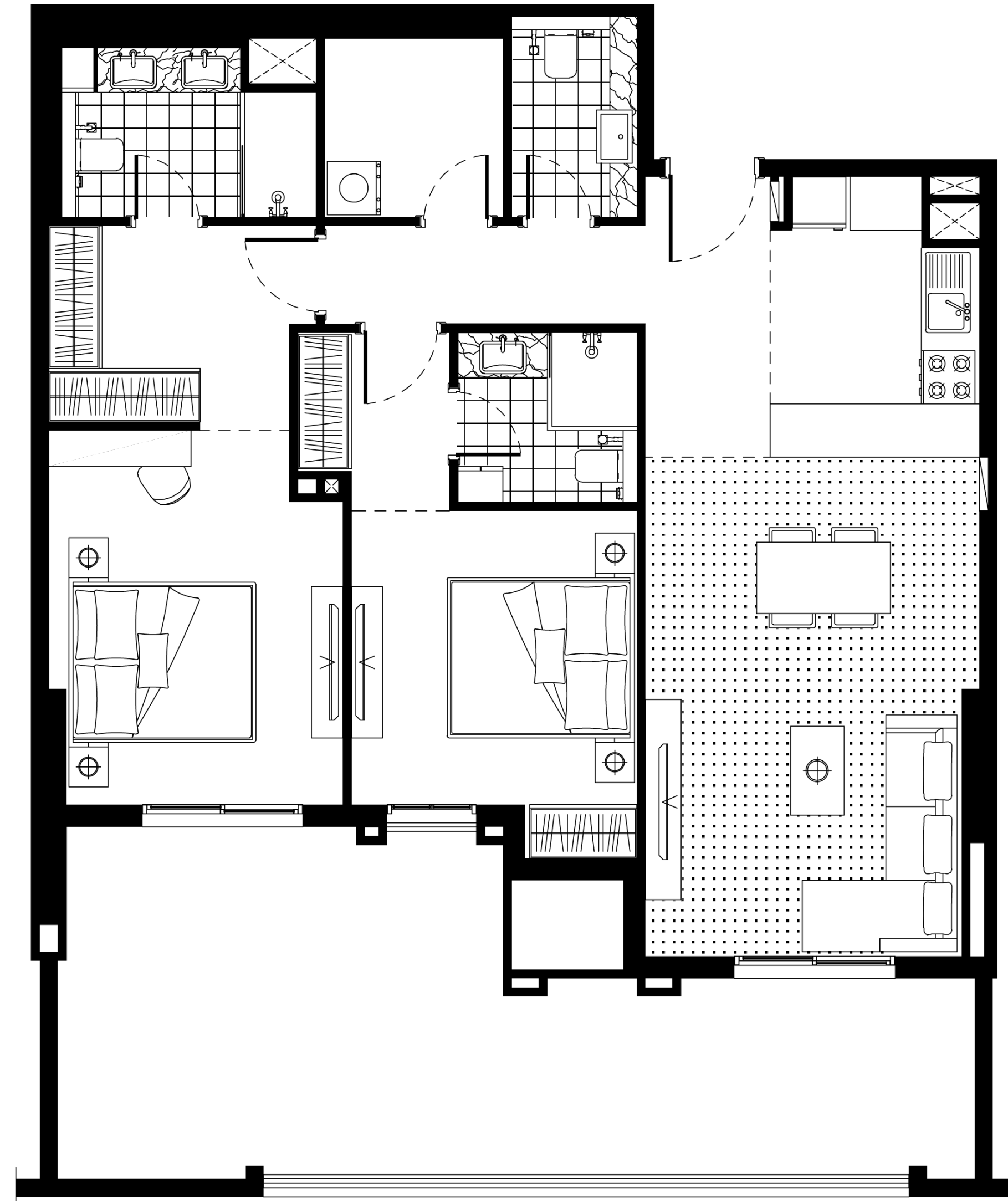
Jumeirah golf estates view

All drawings and dimensions are approximate. Drawings not to scale and are subject to change without notice. The developer reserves the right to make revisions. The units are measured at typical floor in the building and columns may vary in size depending on the floor level. The Furnishings and accessories shown are for representation only. The length and width of the Unit and balcony varies depending on which floor and which orientation the unit is located within the building to comply with the building authority regulations



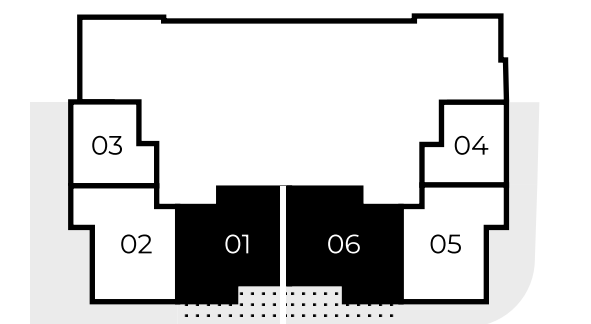
FH Residency

TWO BEDROOM GARDEN HOUSE A



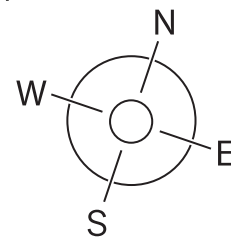
indoor	1023 SQ FT	95,1 SQ MT
balcony	368 SQ FT	34,2 SQ MT
<hr/>		
total	1391 SQ FT	129,3 SQ MT

Floor 1
Dubai Marina view



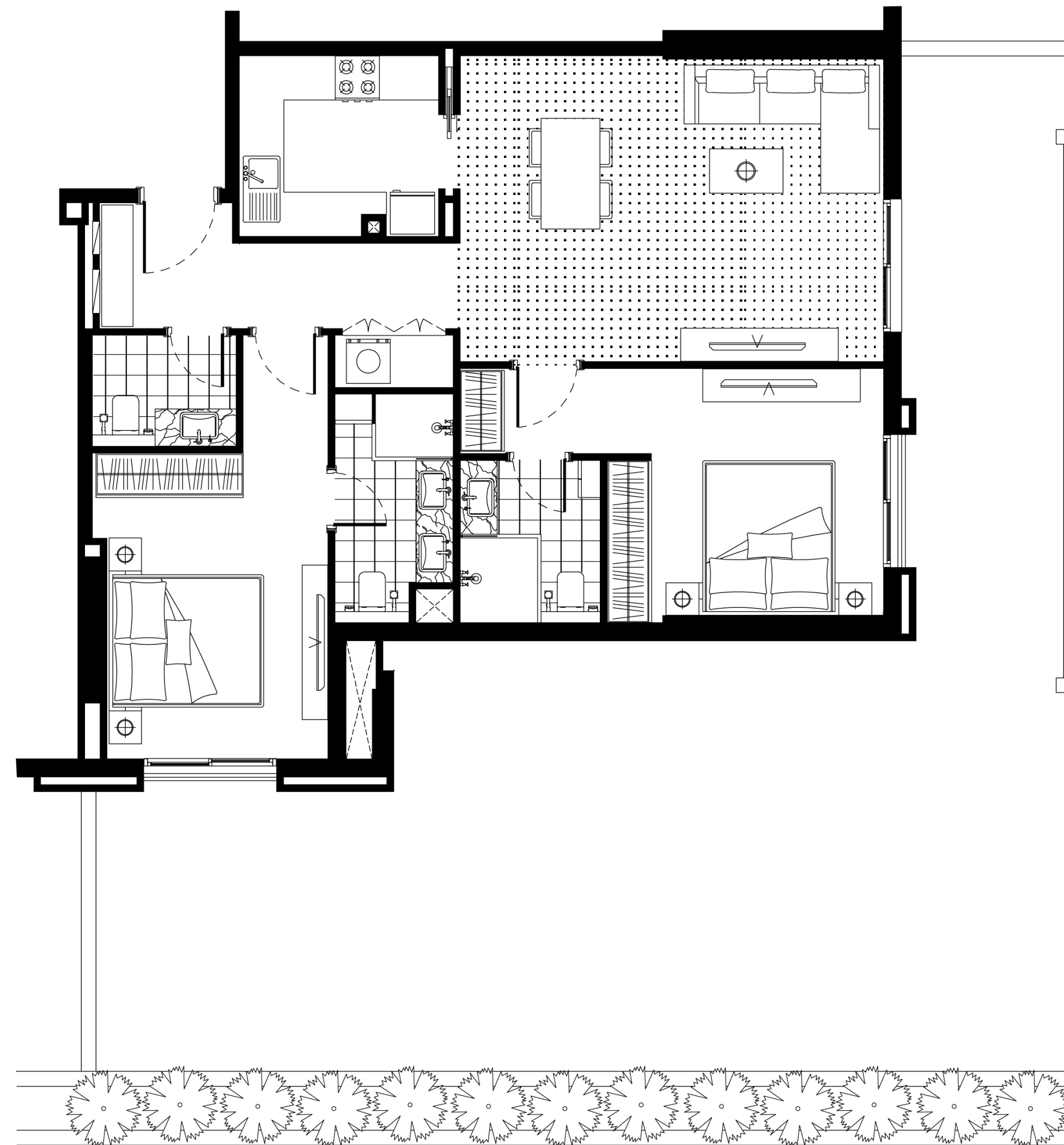
Jumeirah golf estates view

All drawings and dimensions are approximate. Drawings not to scale and are subject to change without notice. The developer reserves the right to make revisions. The units are measured at typical floor in the building and columns may vary in size depending on the floor level. The Furnishings and accessories shown are for representation only. The length and width of the Unit and balcony varies depending on which floor and which orientation the unit is located within the building to comply with the building authority regulations



FH Residency

TWO BEDROOM GARDEN HOUSE B

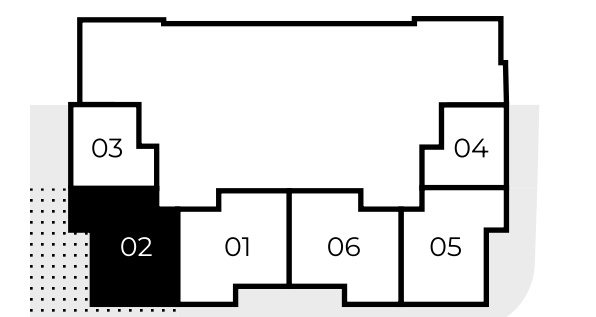


indoor 983 SQ FT 91,3 SQ MT

balcony 973 SQ FT 90,4 SQ MT

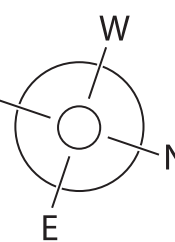
total 1956 SQ FT 181,7 SQ MT

Floor 1
Dubai Marina view



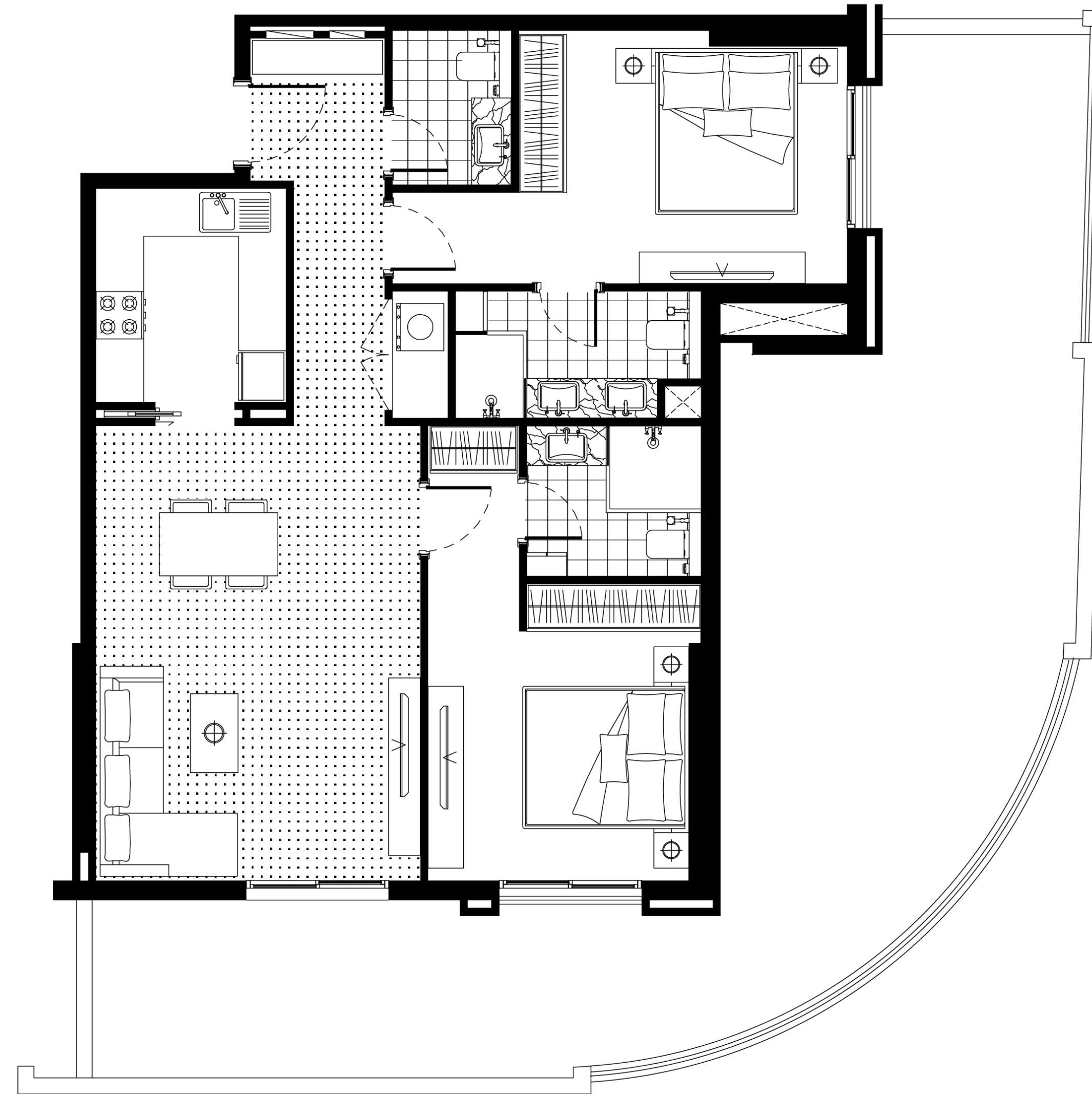
Jumeirah golf estates view

All drawings and dimensions are approximate. Drawings not to scale and are subject to change without notice. The developer reserves the right to make revisions. The units are measured at typical floor in the building and columns may vary in size depending on the floor level. The Furnishings and accessories shown are for representation only. The length and width of the Unit and balcony varies depending on which floor and which orientation the unit is located within the building to comply with the building authority regulations



FH Residency

TWO BEDROOM GARDEN HOUSE C

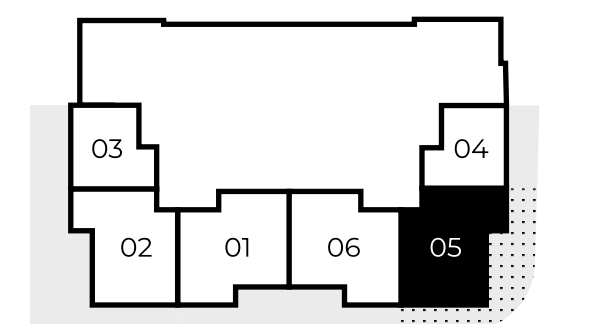


indoor 975 SQ FT 91 SQ MT

balcony 678 SQ FT 63 SQ MT

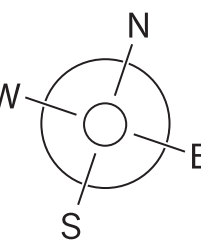
total 1653 SQ FT 154 SQ MT

Floor 1
Dubai Marina view



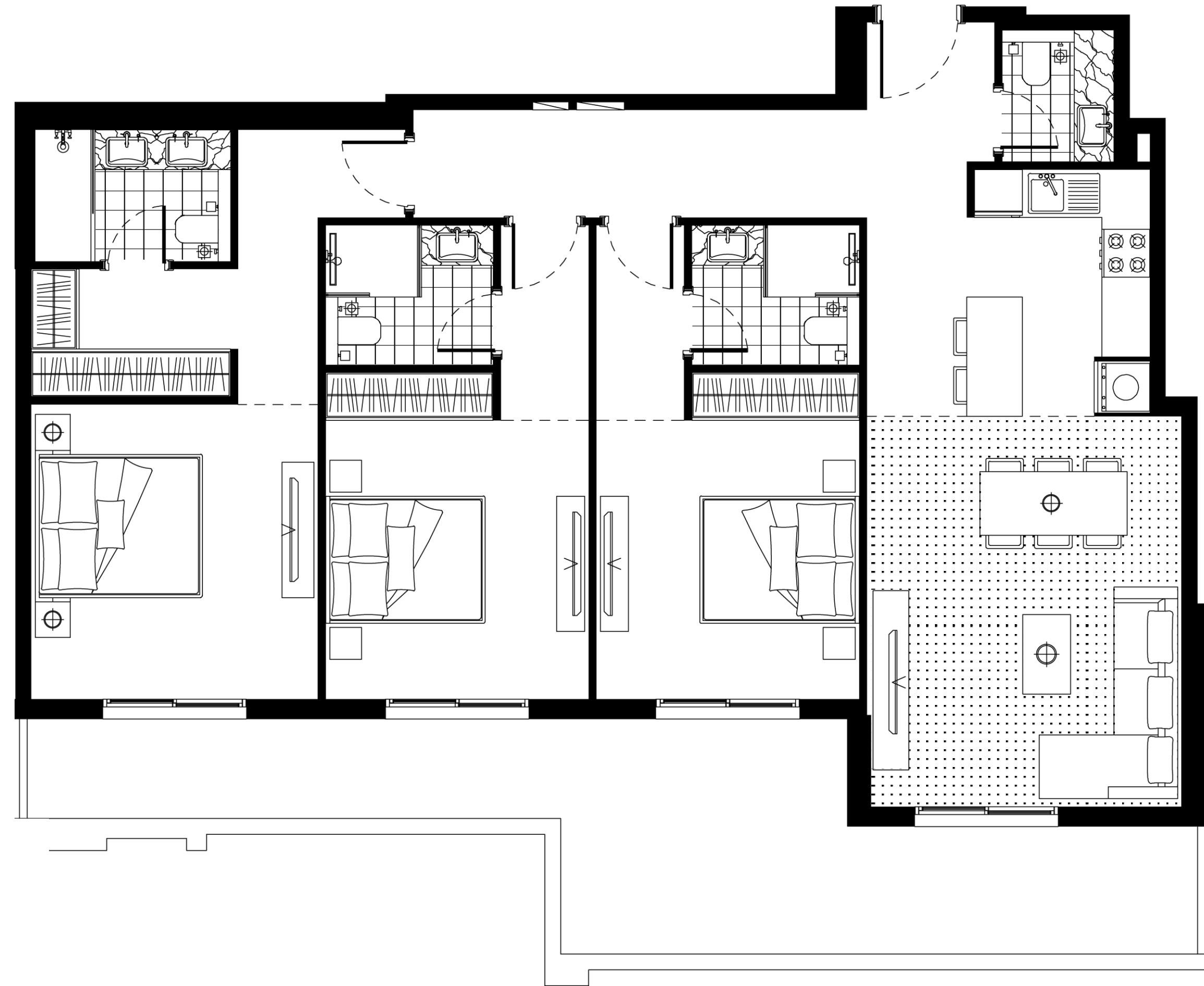
Jumeirah golf estates view

All drawings and dimensions are approximate. Drawings not to scale and are subject to change without notice. The developer reserves the right to make revisions. The units are measured at typical floor in the building and columns may vary in size depending on the floor level. The Furnishings and accessories shown are for representation only. The length and width of the Unit and balcony varies depending on which floor and which orientation the unit is located within the building to comply with the building authority regulations



FH Residency

THREE BEDROOM TYPE A



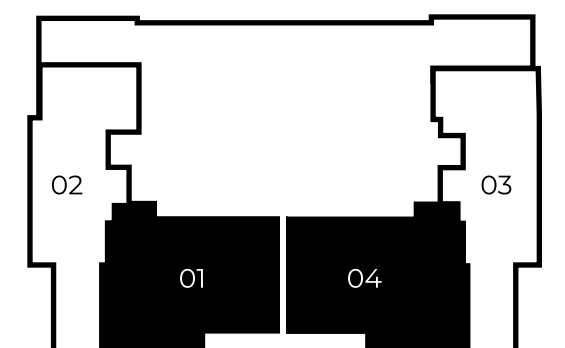
indoor 1293 SQ FT 120,2 SQ MT

balcony 317 SQ FT 29,5 SQ MT

total 1610 SQ FT 149,7 SQ MT

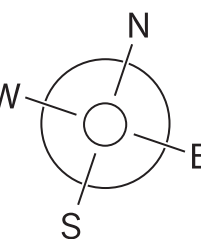
Floor 23

Dubai Marina view



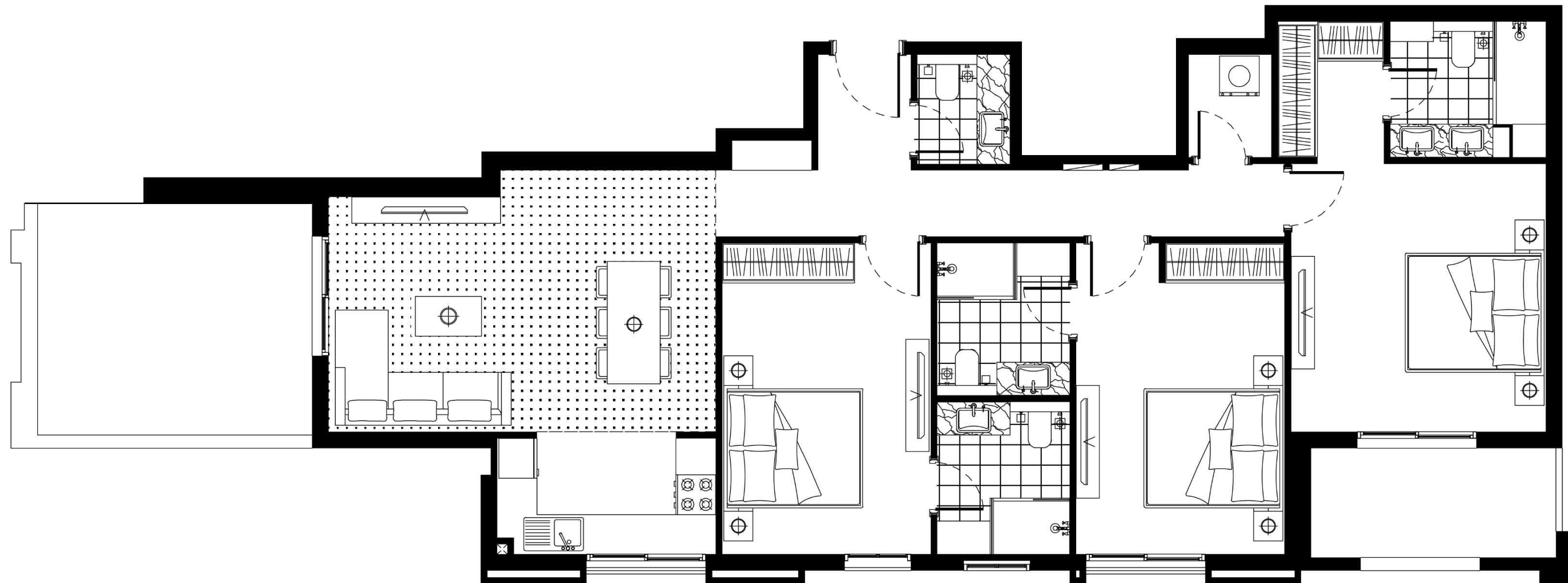
Jumeirah golf estates view

All drawings and dimensions are approximate. Drawings not to scale and are subject to change without notice. The developer reserves the right to make revisions. The units are measured at typical floor in the building and columns may vary in size depending on the floor level. The Furnishings and accessories shown are for representation only. The length and width of the Unit and balcony varies depending on which floor and which orientation the unit is located within the building to comply with the building authority regulations



FH Residency

THREE BEDROOM TYPE B



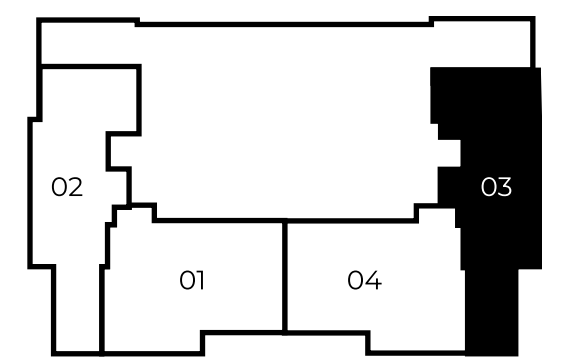
indoor 1299 SQ FT 120,7 SQ MT

balcony 254 SQ FT 23,6 SQ MT

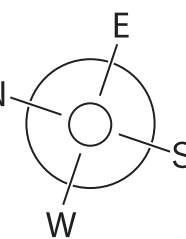
total 1553 SQ FT 144,3 SQ MT

Floor 23

Dubai Marina view



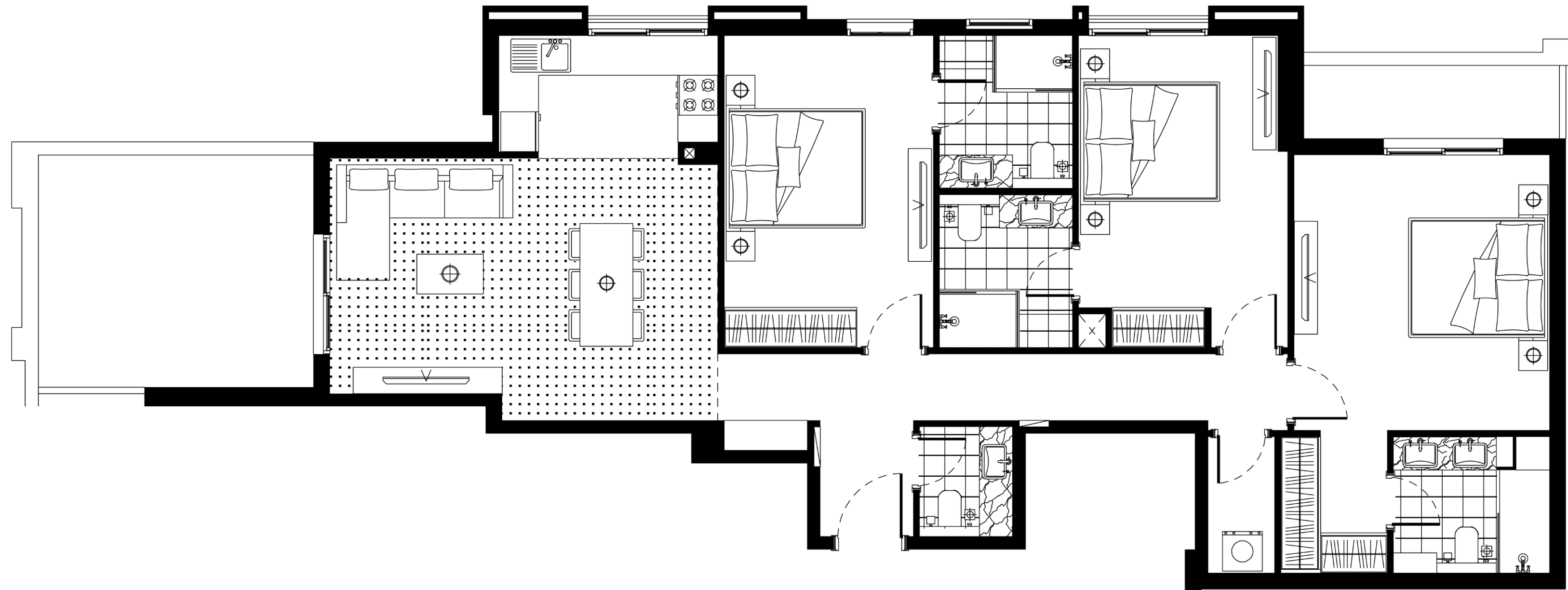
Jumeirah golf estates view



All drawings and dimensions are approximate. Drawings not to scale and are subject to change without notice. The developer reserves the right to make revisions. The units are measured at typical floor in the building and columns may vary in size depending on the floor level. The Furnishings and accessories shown are for representation only. The length and width of the Unit and balcony varies depending on which floor and which orientation the unit is located within the building to comply with the building authority regulations

FH Residency

THREE BEDROOM TYPE C



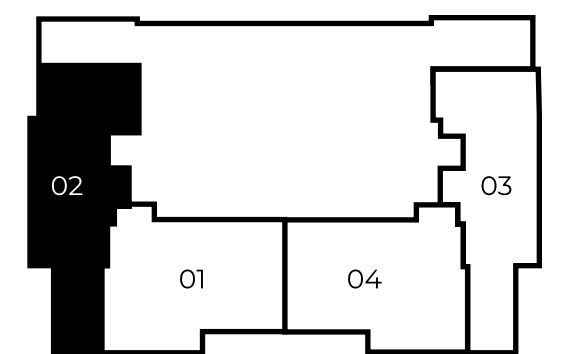
indoor 1302 SQ FT 121 SQ MT

balcony 233 SQ FT 21,7 SQ MT

total 1535 SQ FT 142,7 SQ MT

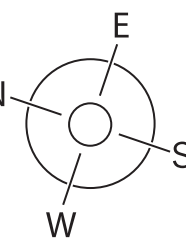
Floor 23

Dubai Marina view



Jumeirah golf estates view

All drawings and dimensions are approximate. Drawings not to scale and are subject to change without notice. The developer reserves the right to make revisions. The units are measured at typical floor in the building and columns may vary in size depending on the floor level. The Furnishings and accessories shown are for representation only. The length and width of the Unit and balcony varies depending on which floor and which orientation the unit is located within the building to comply with the building authority regulations



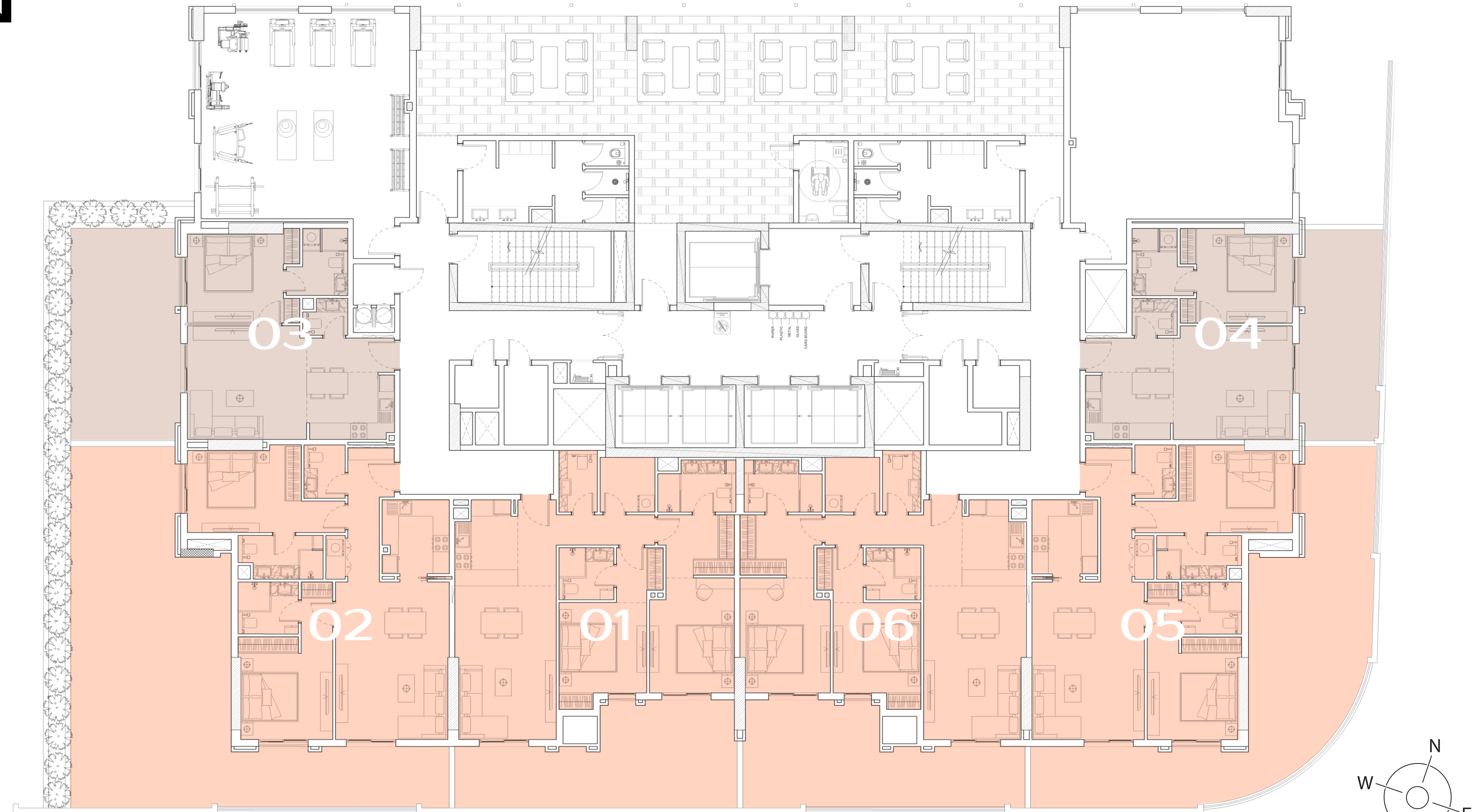
FLOOR PLANS

TYPICAL FLOORS

BY
FORUM

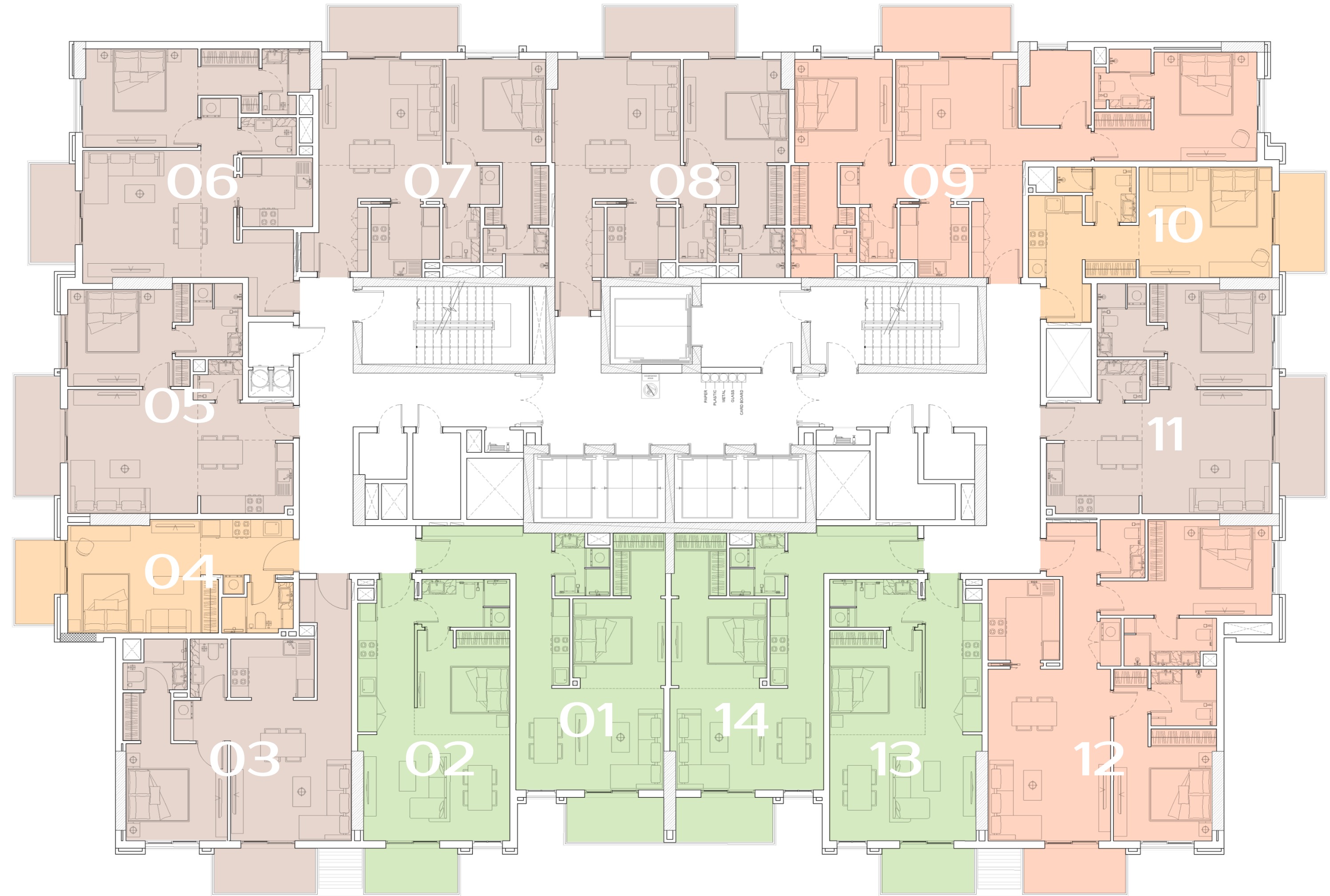


FIRST FLOOR PLAN

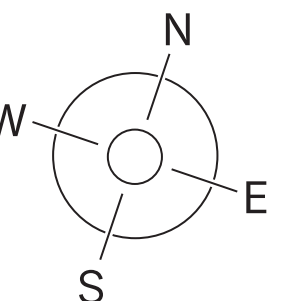


All drawings and dimensions are approximate. Drawings not to scale and are subject to change without notice. The developer reserves the right to make revisions. The units are measured at typical floor in the building and columns may vary in size depending on the floor level. The Furnishings and accessories shown are for representation only. The length and width of the Unit and balcony varies depending on which floor and which orientation the unit is located within the building to comply with the building authority regulations

2nd-11th FLOOR PLAN



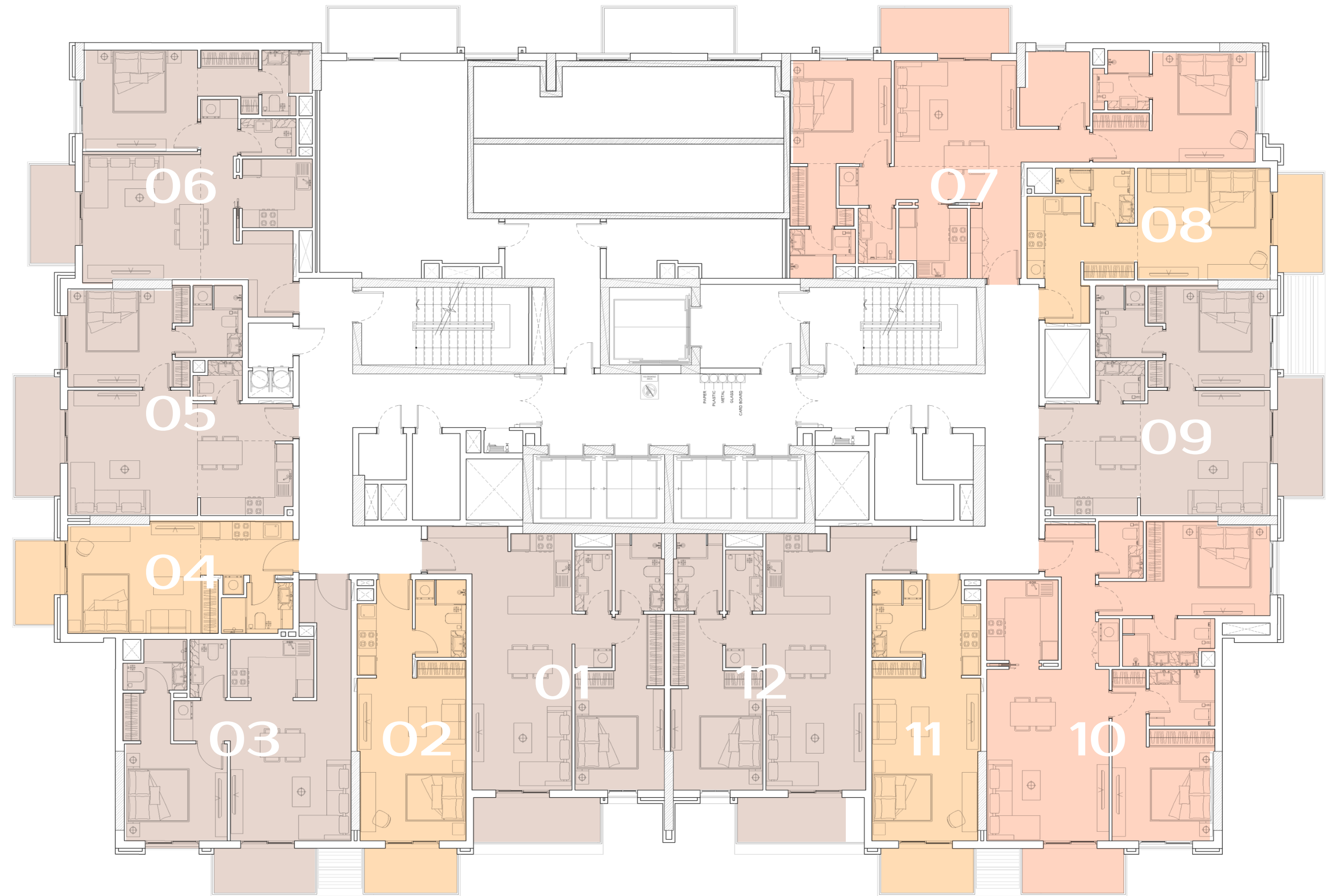
-  studio
-  one bedroom smart
-  one bedroom
-  two bedroom



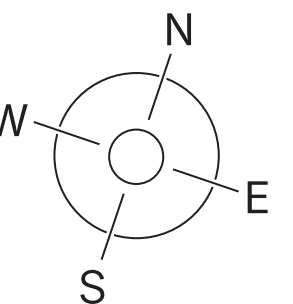
All drawings and dimensions are approximate. Drawings not to scale and are subject to change without notice. The developer reserves the right to make revisions. The units are measured at typical floor in the building and columns may vary in size depending on the floor level. The Furnishings and accessories shown are for representation only. The length and width of the Unit and balcony varies depending on which floor and which orientation the unit is located within the building to comply with the building authority regulations

FH Residency

12th FLOOR PLAN



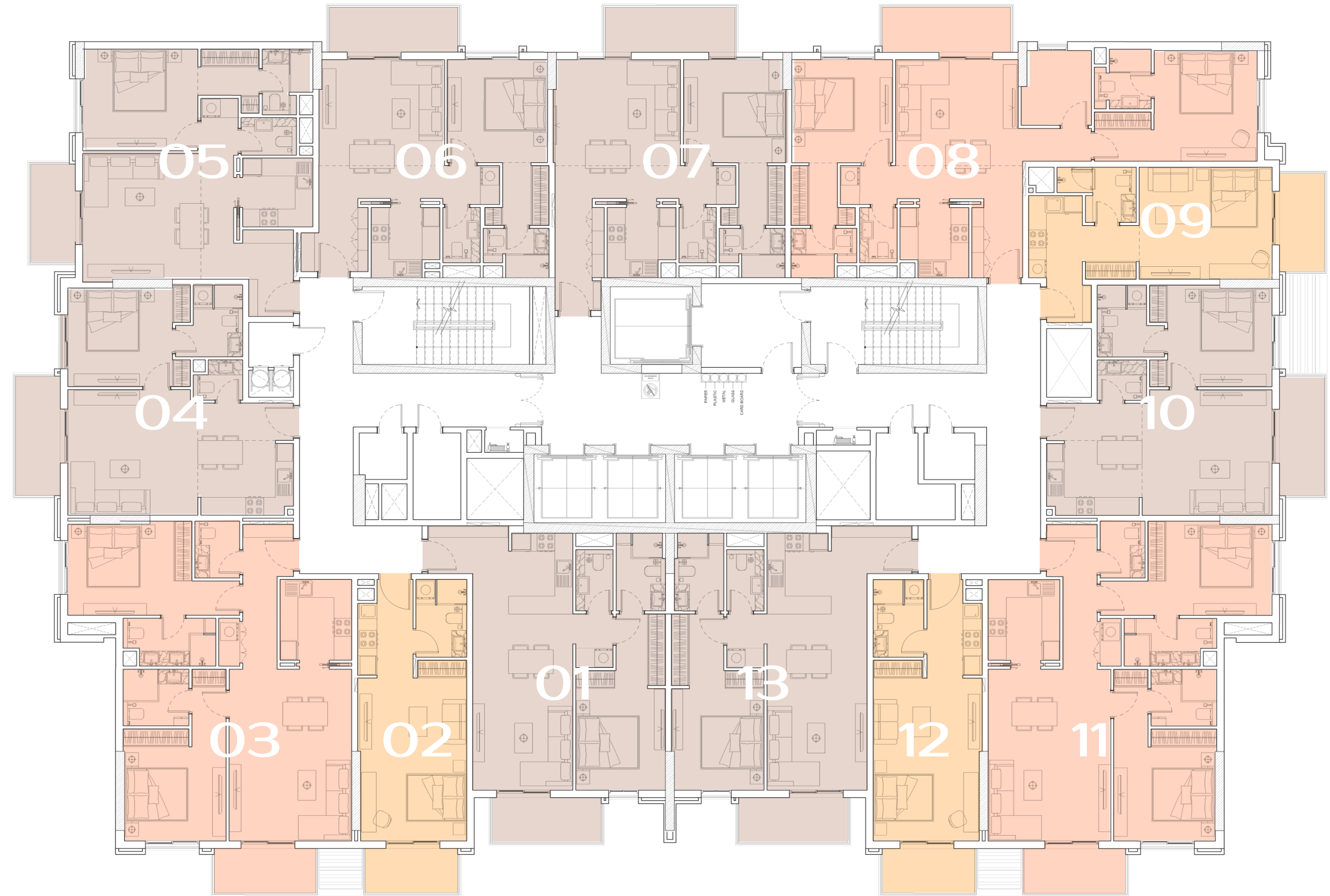
-  studio
-  one bedroom
-  two bedroom



All drawings and dimensions are approximate. Drawings not to scale and are subject to change without notice. The developer reserves the right to make revisions. The units are measured at typical floor in the building and columns may vary in size depending on the floor level. The Furnishings and accessories shown are for representation only. The length and width of the Unit and balcony varies depending on which floor and which orientation the unit is located within the building to comply with the building authority regulations

FH Residency

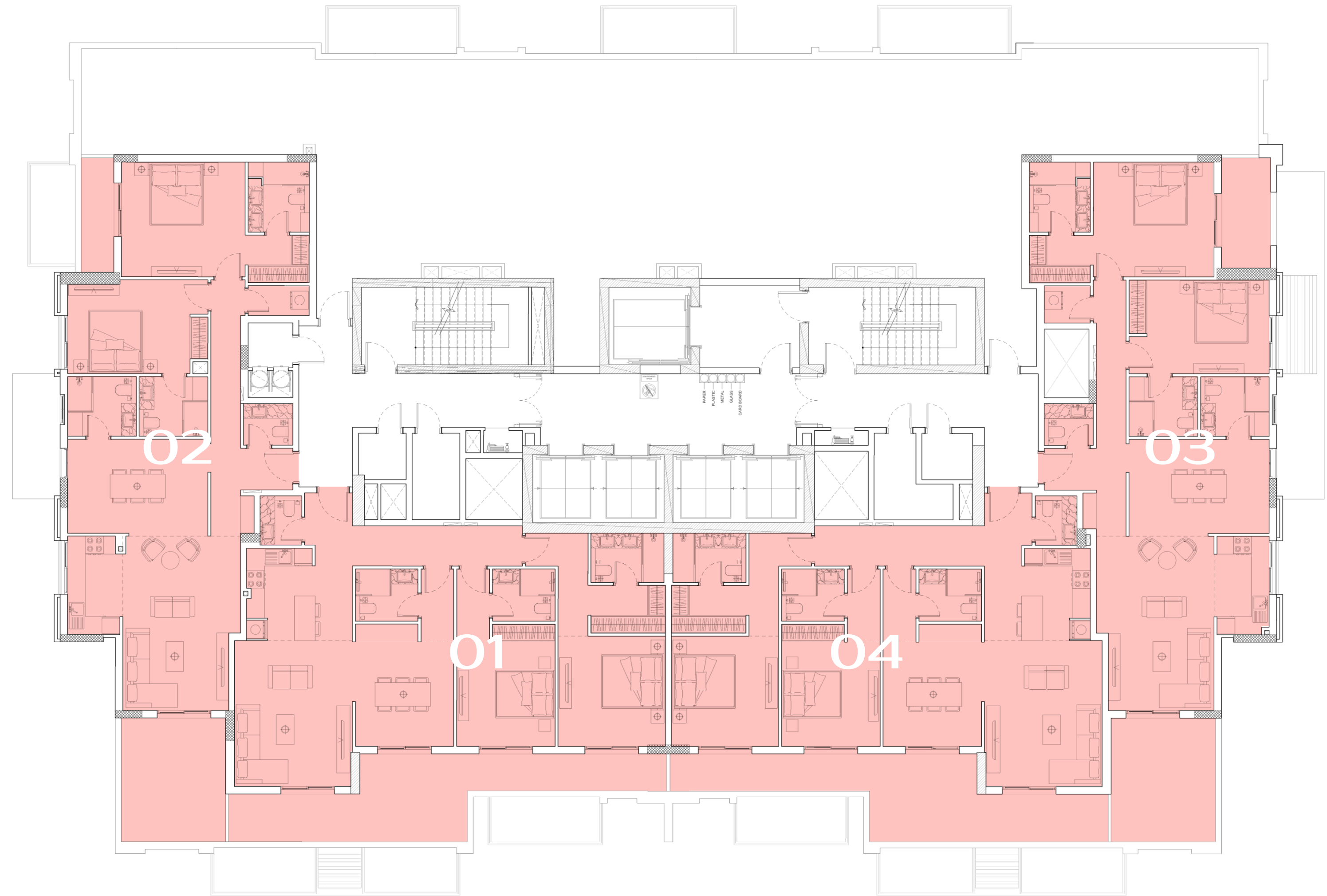
13th-22nd FLOOR PLAN



All drawings and dimensions are approximate. Drawings not to scale and are subject to change without notice. The developer reserves the right to make revisions. The units are measured at typical floor in the building and columns may vary in size depending on the floor level. The Furnishings and accessories shown are for representation only. The length and width of the Unit and balcony varies depending on which floor and which orientation the unit is located within the building to comply with the building authority regulations

FH Residency

23rd FLOOR PLAN



 **three bedroom**

All drawings and dimensions are approximate. Drawings not to scale and are subject to change without notice. The developer reserves the right to make revisions. The units are measured at typical floor in the building and columns may vary in size depending on the floor level. The Furnishings and accessories shown are for representation only. The length and width of the Unit and balcony varies depending on which floor and which orientation the unit is located within the building to comply with the building authority regulations

